



2024

DATA BOOK & OE FITMENT GUIDE

GOODYEAR FAMILY OF BRANDS



GOODYEAR® TIRE TABLE OF CONTENTS

Drive Growth Through Product Screen Optimization	2
The Goodyear Advantage.....	3
Goodyear 60-Day Satisfaction Guarantee	4



Click on tire name to go directly to product page

COMMUTER TOURING

Commuter Touring Product Line Chart.....	5
Commuter Touring Tire Selector Chart.....	6
ElectricDrive 2	7
ElectricDrive	9
Assurance WeatherReady 2.....	10
Assurance WeatherReady.....	12
Assurance ComfortDrive.....	14
Assurance MaxLife.....	16
Assurance Finesse.....	18
Assurance Fuel Max.....	20
Assurance CS Fuel Max	22
Assurance RangeMax	23
Assurance All-Season	24
Integrity.....	26
Convenience Spares	27

PERFORMANCE

Performance Product Line Chart.....	28
Performance Tire Selector Chart	29
EcoReady	31
Eagle Exhilarate	33
Eagle Sport All-Season.....	35
Eagle Touring.....	37
Eagle LS-2	39
Eagle RS-A, RS-A2	41
Eagle RS-A Police	43
ElectricDrive GT	44
Eagle Enforcer	45
Eagle Enforcer All Weather	46
Eagle F1 SuperCar 3.....	47
Eagle F1 SuperCar 3R.....	49
Eagle F1 SuperCar G: 2/SuperCar.....	51
Eagle F1 SuperSport	53
Eagle F1 SuperSport R.....	54
Eagle F1 Asymmetric All-Season.....	55
Eagle F1 Asymmetric SUV AT.....	57
Eagle F1 Asymmetric 2	58
Eagle F1 Asymmetric 3	60
Eagle F1 Asymmetric 5	62
Eagle F1 Asymmetric 6	63
Eagle F1 Asymmetric, Asymmetric SUV	65
Eagle F1 AT Self Seal.....	66
Eagle F1 GS-2 EMT	67
Eagle F1 GS EMT.....	67
Eagle GT II.....	68
Eagle NCT 5 EMT	69
Excellence	70
EfficientGrip ROF.....	71
EfficientGrip Performance, EfficientGrip Performance ROF.....	71
EfficientGrip Performance 2	72

ALL-TERRAIN

All-Terrain Product Line Chart.....	73
All-Terrain Tire Selector Chart.....	74
Wrangler Steadfast HT	76
Wrangler Workhorse HT	78
Wrangler Workhorse HT C-Type.....	78
Wrangler SR-A.....	80
Wrangler Fortitude HT.....	82
Wrangler Territory HT	84
Wrangler HT	85
Wrangler HP	86
Wrangler ST	87
Fortera HL	88
Fortera SL	89
Wrangler All-Terrain Adventure With Kevlar.....	90
Wrangler Workhorse AT	92
Wrangler Workhorse AT C-Type	92
Wrangler Territory AT.....	94
Wrangler Territory AT/S	95
Wrangler TrailRunner AT	96
Wrangler Enforcer AT	98
Wrangler AT/S	99
Wrangler AT.....	100
Wrangler DuraTrac RT.....	101
Wrangler DuraTrac.....	103
Wrangler Territory RT	105
Wrangler Boulder MT	106
Wrangler Territory MT	108
Fierce Attitude M/T	109
Wrangler Enforcer MT.....	110
Wrangler MT	111
Trailer — Endurance.....	112

WINTER

Winter Product Line Chart	113
Winter Tire Selector Chart	114
WinterCommand.....	115
WinterCommand Ultra.....	117
Eagle Enforcer Winter.....	119
Eagle Ultra Grip GW-3.....	120
Eagle Ultra Grip GW-2.....	120
Ultra Grip Performance 3.....	121
Ultra Grip Performance +	123
Ultra Grip Performance + SUV	123
Ultra Grip Performance Gen-1	125
Ultra Grip Performance SUV Gen-1	125
Ultra Grip 9+	127
Ultra Grip 8 Performance.....	128
Ultra Grip + SUV 4x4	129
Goodyear OE Fitments.....	130
Tire Fundamentals	138



DRIVE GROWTH THROUGH PRODUCT SCREEN OPTIMIZATION

	COMMUTER TOURING		PERFORMANCE			ALL-TERRAIN			WINTER			
	TOURING	ALL WEATHER	SPORT TOURING	ULTRA HIGH	SUMMER	ON-ROAD	ON-/OFF-ROAD	OFF-ROAD	EXTREME OFF-ROAD	PERFORMANCE	COMMUTER TOURING	SUV/LIGHT TRUCK
PREMIUM	Assurance MaxTire® ElectricDrive™ 2 NEW Assurance ComfortDrive® Assurance WeatherReady® 2 NEW		FootReady® NEW Eagle® Exhilarate®		Eagle® F1 SuperCar® 3R Eagle® F1 SuperCar® 3		Wrangler® All-Terrain Steadfast HT™ Wrangler® Adventure with Kenia®	Wrangler® Duratrac® RT NEW Wrangler® Boulder MT® NEW	Discoverer® STT Pro™ Discoverer® S/T Max™	Ultra Grip® 3 NEW WinterCommand® Ultra	Winter Maxx® 2 WinterCommand® NEW	Winter Maxx® S18 Discoverer® True North™ Discoverer® Snow Claw™ Evolution® Winter™
MID-UPPER	ProControl® Assurance® All Season	Discoverer® EnduraMax®	Eagle® Sport All-Season Eagle® LS-2 Eagle® RS-A®	Cobra Instinct®		Wrangler® HT Wrangler® HT3 Discoverer® HT3 Discoverer® AT Discoverer® Road+Trail AT NEW	Wrangler® AT Discoverer® AT NEW Strombold™ AT	Evolution® MT™		Ultra Grip® Series		
MID-LOWER	Endeavor®/Plus™ Courser® Quest/Plus™ * Edge® Touring A/S® SRT Touring™ *		Cobra® Radial 6/T™ Avenge® 6/T™ * Edge® Sport Avenge® M8™ *			Edge® HT Edge AT®	Edge AT® Courser Trail HD™ * Courser Trail™ * Courser MXT™ * Courser CXT™ *	Salarp® MT NEW			Glacier Trax™ * Glacier MSR™ *	
ECONOMY	Stratus AS™ * Solarus AS™		WR™			Solarus HT™ Solarus AP™					RS-W 5.0™ * RS-W 7.0™ * RS-W 7.0™ * RS-W 7.0™ *	
OE	Assurance® RangeMax® Assurance® Finesse® Discoverer® SRX™ Assurance® CS Fuel Max® Assurance® Fuel Max®		Eagle® Touring Eagle® Sport All-Season Discoverer® CrossRange®	Cooper® Zeon CrossRange™	Eagle® F1 SuperCar® 3R Eagle® F1 SuperCar® 3 Eagle® F1 Asymmetric 6 Eagle® F1 Asymmetric 5	Wrangler® Territory HT Wrangler® Territory AT Wrangler® Territory AT/S Wrangler® Territory RT Wrangler® Territory MT	Wrangler® Territory HT Wrangler® Territory AT Wrangler® Territory AT/S Wrangler® Territory RT Wrangler® Territory MT	Wrangler® Territory HT Wrangler® Territory AT Wrangler® Territory AT/S Wrangler® Territory RT Wrangler® Territory MT	Wrangler® Territory HT Wrangler® Territory AT Wrangler® Territory AT/S Wrangler® Territory RT Wrangler® Territory MT	Wrangler® Territory HT Wrangler® Territory AT Wrangler® Territory AT/S Wrangler® Territory RT Wrangler® Territory MT	Wrangler® Territory HT Wrangler® Territory AT Wrangler® Territory AT/S Wrangler® Territory RT Wrangler® Territory MT	Wrangler® Territory HT Wrangler® Territory AT Wrangler® Territory AT/S Wrangler® Territory RT Wrangler® Territory MT

Relative position of products on chart are not reflective of price positioning. **NEW** Represents products launched in the second half of 2023 and anticipated 2024 product launches. * Mastercraft brand not sold in Canada. ** Available in Canada only.



Goodyear™ and Kellogg® are trademarks or registered trademarks of E.I. du Pont de Nemours and Company, used under license by The Goodyear Tire & Rubber Company and affiliates. ©2024 The Goodyear Tire & Rubber Company. All rights reserved. Product Screen as of June 2024.

GOODYEAR FAMILY OF BRANDS



THE GOODYEAR® ADVANTAGE

Discover Your World of Possibilities

DEFINING GOODYEAR



Relentless Pursuit

Since the beginning, we've been driven by a mission to never stop moving. It's why we'll always keep exploring, innovating and pushing the limits of what's possible. From electric vehicles to the self-driving cars of the future, we're not just putting tires on your car, we're putting technology in motion.



Empowering Discovery

Movement is the only way to meet challenges, realize opportunities and unlock possibilities. We champion those who embark on personal journeys of growth and welcome the possibilities of the open road. Because Goodyear is made to move anyone who chases horizons, moves mountains and seeks out the path less traveled.



The Science of Movement

For over 125 years, we've developed the technology that keeps you moving. We've pioneered the science to help keep those four wheels safely on the ground and hugging every turn, and we've led the way to future frontiers of movement; from the Model T to the moon and beyond. We're just getting started, so, you can have the confidence to go faster, farther and more places than ever before.



Celebrate Those Who Move

Goodyear has always celebrated the movers in this world; enabling the people who break barriers and relentlessly push to discover their full potential. Goodyear is with you whether you're a stock car legend on a super speedway, a racer breaking a land speed record in the desert, or a driver hitting the open road.





GOODYEAR® 60-DAY SATISFACTION GUARANTEE

Goodyear 60-Day Satisfaction Guarantee

At Goodyear, we stand behind the innovative technology we roll into our tires, and we think you'll be 100% satisfied with them. That's why we offer our 60-Day Satisfaction Guarantee, which gives you up to 60 days to decide if you want to keep select tires or exchange them for a different set of Goodyear, Cooper, Dunlop, Kelly or Mastercraft tires. Certain conditions and limitations apply.

Just bring your tires and original sales receipt to your local store within 60 days of your purchase and we'll take care of the rest. Quick note: We also share tire selections from Cooper, Dunlop Kelly and Mastercraft. Whether you buy online or in store, we can help you find tires with the 60-Day Satisfaction Guarantee.

Eligible Tire Lines:

- ElectricDrive™ 2
- ElectricDrive™
- Assurance WeatherReady® 2
- Assurance WeatherReady®
- Assurance ComfortDrive®
- Assurance MaxLife®
- EcoReady®
- Eagle Exhilarate®
- Eagle® Sport All-Season
- ElectricDrive™ GT
- Eagle® F1 Asymmetric All-Season
- Eagle® F1 Asymmetric 2
- Eagle® F1 Asymmetric 3
- Eagle® F1 Asymmetric 5
- Wrangler Steadfast HT®
- Wrangler® Workhorse® HT
- Wrangler® All-Terrain Adventure with Kevlar®
- Wrangler® Workhorse® AT
- Wrangler DuraTrac® RT
- Wrangler DuraTrac®
- Wrangler Boulder MT®
- WinterCommand®
- WinterCommand® Ultra
- Ultra Grip® Performance 3
- Ultra Grip® Performance +
- Ultra Grip® Performance + SUV
- Ultra Grip® Performance Gen-1
- Ultra Grip® Performance SUV Gen-1
- Ultra Grip® 9+
- Ultra Grip® 8 Performance
- Ultra Grip® + SUV

Limitations and Requirements

- Tires must be returned undamaged. Tires that are damaged due to misuse, road hazards, mechanical problems related to the vehicle, use in any racing-related activities or competitive events, or tires that are removed from the original vehicle are excluded from this trial period and exchanges do not apply.
- If the exchange is for a more expensive tire, you pay the difference (including sales tax). If the exchange is for a less expensive tire, you'll receive a refund for the difference. Mounting and balancing are included. Valve stems extra, if necessary.
- Exchanges are for another Goodyear, Cooper, Dunlop, Kelly or Mastercraft tire(s).
- Only the tires originally purchased are covered. The replacement tires are not covered by the 60-Day Satisfaction Guarantee.
- You must return to the location that sold the tires for the exchange.
- You must present the original sales receipt.
- If you have questions, contact the Goodyear Customer Assistance Center at 1-800-321-2136.

Claim Processing Instructions for Dealers

- Mark the removal reason on the product adjustment claim form as "Goodyear 60-Day Satisfaction Guarantee." If you use GBMS to input your adjustments, enter condition code GG followed by a space and "Goodyear 60-Day Satisfaction Guarantee" for the tire condition.
- IMPORTANT: Record the date of the original tire purchase on the claim form.
- Return the tires to your designated Product Services Center with your next shipment of adjustment tires.
- For complete claim processing instructions, refer to the Goodyear 60-Day Satisfaction Guarantee Product Service Bulletin on Tire-HQ™.
- If you have questions, contact the Goodyear Customer Assistance Center at 1-800-321-2136 U.S., 1-800-387-3288 Canada.



*This program can be changed, modified or canceled at any time at Goodyear's discretion without advance notice.

DuPont™ and Kevlar® are trademarks or registered trademarks of E.I. du Pont de Nemours and Company used under license by The Goodyear Tire & Rubber Company and affiliates.

COMMUTER TOURING



	ElectricDrive™ 2	Assurance WeatherReady® 2	Assurance WeatherReady®	Assurance ComfortDrive®	Assurance MaxLife®	Assurance® All-Season
Severe Snow Designation†						
Bio-Based Material**	● ^{1,2}	●	●	●		
Evolving Traction™ Grooves	●	●	●	●		
TredLock® Technology	●	●	●	●		
Wear Gauge®	●	●		●	●	
AquaTred® Technology		●				
ComfortFlex Technology®		●		●		
SoundComfort Technology®	●					
60-Day Satisfaction Guarantee†						
Tread Life Limited Warranty†	45,000 MI / 75,000 KM	60,000 MI / 95,000 KM	60,000 MI / 95,000 KM	60,000 MI / 95,000 KM	85,000 MI / 140,000 KM	65,000 MI / 105,000 KM
# of Sizes	17	58	47	46	47	51
Speed Rating	H, V, W	T, H, V, W	T, H, V	H, V	H, V	T, H, V
Rim Sizes	17" - 21"	16" - 22"	15" - 20"	16" - 20"	15" - 20"	14" - 20"
Load Range	SL, XL	SL, XL	SL, XL	SL, XL	SL, XL	SL

* The Three-Peak Mountain Snowflake Designation located on the sidewall of a tire indicates a tire that meets a snow traction standard set by FMVSS (Federal Motor Vehicle Safety Standards).

**Incorporates innovative soybean oil technology within the tread compound to reduce petroleum use.

† Goodyear defines sustainable material as a bio-based (defined as material of biological origin (Source: ISO 14021)); renewable; or recycled (defined as material that has been reprocessed from recovered (reclaimed) material (Source: ISO 14021)) material; or one produced using or contributing to other practices designed to promote resource conservation and/or emissions reductions, including ISCC PLUS mass-balance (defined as a certification verifying our capability to track the amount and sustainability characteristics of circular and/or bio-based material in the value chain and attribute it based on verifiable bookkeeping (Source: <https://www.iscc-system.org/certification/chain-of-custody/mass-balance/>)) material.

‡ Each anticipated size of the ElectricDrive 2 contains at least 50% sustainable material by weight.

† For complete product and warranty details, please visit www.goodyear.com/en_US/support/tire-warranty/tread-life.html.

For more complete information, go to Tire-HQ™ at www.tire-hq.com or contact your Goodyear representative.



COMMUTER TOURING TIRE SELECTOR CHART

Tire Size	Passenger/CUV										Spare Tire	
	ElectricDrive 2	Assurance WeatherReady 2	Assurance WeatherReady	Assurance ComfortDrive	Assurance MaxLife	Assurance Finesse	Assurance Fuel Max	Assurance CS Fuel Max	Assurance RangeMax	Assurance All-Season		Integrity
185/65R14										T		
175/65R15							H					
185/55R15											T	
185/60R15										T		
185/65R15										T		
195/60R15										T		
195/65R15			H		H					T		
205/65R15										T		
205/70R15										T		
175/60R16							H					
195/55R16			H							T		
205/50R16										H		
205/55R16		V	H	H	H		H			H		
205/60R16			V	V	V					T		
205/65R16		H	H	H	H		H		H	H		
215/55R16			H	H	H					H		
215/60R16		H	H	V	V					T		
215/65R16			H	V						T		
215/70R16			T		H					T		
225/55R16										H		
225/60R16			H		H					T		
225/65R16										T		
225/70R16			T							T		
235/60R16										T		
235/65R16										T		
235/70R16										T		
205/50R17		V			V					V		
205/55R17		V										
215/45R17			V	V	V					V		
215/50R17	V	V	V	V	V					V		
215/55R17	V	V	V	V	V	H	V			H		
215/60R17		V	H	H	H					T		
215/65R17		V	H		H	H				T		
225/45R17		W		V	V					V		
225/50R17		V	V	V	V					V		
225/55R17		V	H	V	V	H	H,V			T		
225/60R17		V	H	H	H					T		
225/65R17		H	H	H	H	H		H		T	S	
235/45R17			V		V							
235/50R17			V		H							
235/55R17		H	H	H	H					T		
235/60R17			H	H	H					T		
235/65R17		H	H	H	H					T		
235/85R17												S
245/45R17				V								
245/65R17		H										
245/70R17		T										
245/75R17												S
265/70R17		H										
215/45R18		V										
215/50R18						H						
215/55R18		H	H	H	H	H						
225/40R18		W										
225/45R18			V	V	V					V		
225/50R18		V		V								
225/55R18		V	V	V	H	H,V				H		

Tire Size	Passenger/CUV										Spare Tire	
	ElectricDrive 2	Assurance WeatherReady 2	Assurance WeatherReady	Assurance ComfortDrive	Assurance MaxLife	Assurance Finesse	Assurance Fuel Max	Assurance CS Fuel Max	Assurance RangeMax	Assurance All-Season		Integrity
225/60R18	H	H	H	H	H						H	
235/40R18		W			V	W						
235/45R18	W	W	V	V	V						V	
235/50R18		V	V	V	V						H	
235/55R18		V	V	V	V	H					H	
235/60R18		V	H	V	V	H					H	
235/65R18		V	H	V	V						H	
245/45R18		V	V	V							V	
245/60R18		V	H	V	H	T					H	
245/70R18												S
255/55R18			V									
255/60R18		V										
255/65R18		V	T	H			H	T				
265/60R18		V	H		H							
225/55R19	H	V		V	V						V	
235/40R19	W	W		V	V							
235/45R19		V	V	H	H	H						
235/50R19		V	V	V	V							
235/55R19	V	V	V	V	V	H					H	
245/45R19	W					V						
245/55R19		V	H	V	V						V	
255/40R19				V								
255/45R19	W	W										
255/50R19	V	V	H	V								
255/60R19			H		H							
285/40R19	W											
235/50R20	V	V										
235/55R20		V	V	V	V							
245/40R20						V						
245/45R20	V	V										
245/50R20		V	H	V	V						H	
255/40R20	W											
255/45R20	V	W		V								
255/50R20		V	V	V	V	T					H	
255/55R20		V	H	H	H	V						
265/45R20		V										
265/50R20		V										
275/45R20		V										
275/50R20		V		H								
235/45R21											H	
255/35R21	W											
255/40R21											H	
265/45R21		V										
275/35R21	W											
275/50R22		H										
285/45R22		H										
T125/70D16												M
T135/70D17												M
T135/80D17												M
T145/80D17												M
T155/70D17												M
T155/80D17												M
T165/80D17												M
T145/80D18												M
T155/85D18												M
T175/90D18												M

Size chart includes active products only as of February 2024



Passenger/CUV


ElectricDrive™ 2

Electric vehicles are on the cutting edge of technology. It's why you equip your electric vehicle with the latest and greatest tire innovations, like the Goodyear ElectricDrive™ 2. With its long-lasting tread, aerodynamic sidewalls and upgraded all-season traction, it was made to maximize your ride like never before.



Goodyear 60-Day Satisfaction Guarantee
45,000 mi / 75,000 km Tread Life Limited Warranty**

Made with sustainability¹² in mind - Constructed, in part, with soybean oil and other sustainable raw materials.



Cruise Quietly

The SoundComfort Technology® foam helps keep the noises of the road out of the car.

Designed to Grip

Optimized tread pattern helps improve responsiveness and grip on wet and dry roads.

Get More Miles Than The Predecessor³

A long-lasting tread designed to help you get more miles out of your tires.



Streamlined Design

Aerodynamic and strong sidewalls absorb impact to help heighten performance and enhance steering.

Wear Gauge®

A tool to make it easier to track tread depth and vehicle alignment.



Scan or click here to watch a video on this product.

1. Goodyear defines sustainable material as a bio-based (defined as material of biological origin (Source: ISO 14021)); renewable; or recycled (defined as material that has been reprocessed from recovered [reclaimed] material (Source: ISO 14021)) material; or one produced using or contributing to other practices designed to promote resource conservation and/or emissions reductions, including ISCC PLUS mass-balance (defined as a certification verifying our capability to track the amount and sustainability characteristics of circular and/or bio-based material in the value chain and attribute it based on verifiable bookkeeping (Source: <https://www.iscc-system.org/certification/chain-of-custody/mass-balance/>)) material. Each anticipated size of the ElectricDrive 2 contains at least 50% sustainable material by weight. 2. Each anticipated size of the ElectricDrive 2 contains at least 50% sustainable material by weight. 3. Mile tread life limited warranty ElectricDrive 2 was compared to first-generation ElectricDrive GT.

** For complete product and warranty details, please visit www.goodyear.com/en_US/support/tire-warranty/tread-life.html. For more complete information, go to Tire-HQ™ at www.tire-hq.com or contact your Goodyear representative.

Popular Fitments

Tesla Model 3, Tesla Model Y, Ford Mustang Mach-E, Volkswagen ID.4

ELECTRICDRIVE 2 SPECIFICATIONS

Size	Service Description	Load Range	Sidewall	Product Code	Material Number	Approved Rim Widths (Inches)	Measuring Rim Width (Inches)	Section Width (Inches)	Overall Diameter (Inches)	Max Load (Lbs)	Tread Depth (in 32nds)	Revs / Mile	UTQG
ElectricDrive 2 SCT													
215/50R17	91V	SL	VSB	483912681	271290	6.0 - 7.5	7.0	8.9	25.5	1356	10	819	700 A A
215/55R17	94V	SL	VSB	483924681	271513	6.0 - 7.5	7.0	8.9	26.3	1477	10	795	700 A A
225/60R18	104H	XL	VSB	483200681	271289	6.0 - 8.0	6.5	9.0	28.6	1984	10	730	700 A A
235/45R18	98W	XL	VSB	483165681	271504	7.5 - 9.0	8.0	9.3	26.3	1653	10	793	700 A A
225/55R19	103H	XL	VSB	483198681	271510	6.0 - 8.0	7.0	9.2	28.8	1929	10	726	700 A A
235/40R19	96W	XL	VSB	483163681	271509	8.0 - 9.5	8.5	9.5	26.4	1565	10	791	700 A A
235/55R19	105V	XL	VSB	483194681	271501	6.5 - 8.5	7.5	9.7	29.2	2039	10	716	700 A A
245/45R19	102W	XL	VSB	483201681	271503	7.5 - 9.0	8.0	9.6	27.7	1874	10	755	700 A A
255/45R19	104W	XL	VSB	483159681	271506	8.0 - 9.5	8.5	10.0	28.1	1984	10	745	700 A A
255/50R19	107V	XL	VSB	483020681	271514	7.0 - 9.0	8.0	10.4	29.1	2149	10	718	700 A A
285/40R19	107W	XL	VSB	483207681	271515	9.5 - 11.0	10.0	11.4	28.0	2149	10	747	700 A A
235/50R20	104V	XL	VSB	483197681	271508	6.5 - 8.5	7.5	9.7	29.3	1984	10	714	700 A A
245/45R20	103V	XL	VSB	483193681	271507	7.5 - 9.0	8.0	9.6	28.7	1929	10	729	700 A A
255/40R20	101W	XL	VSB	483204681	271511	8.5 - 10.0	9.0	10.2	28.0	1819	10	746	700 A A
255/45R20	105V	XL	VSB	483101681	271502	8.0 - 9.5	8.5	10.0	29.1	2039	10	719	700 A A
255/35R21	98W	XL	VSB	483202681	271505	8.5 - 10.0	9.0	10.2	28.0	1653	10	747	700 A A
275/35R21	103W	XL	VSB	483205681	271512	9.0 - 11.0	9.5	10.9	28.5	1929	10	732	700 A A


Do not attempt to mount 16" rim diameter tires on 16.5" rim diameter wheels; this may result in serious injury or death.

SCT-Sound Comfort Technology

ELECTRICDRIVE™

A Long-Lasting Smooth Riding All-Season Tire with SoundComfort Technology® Tuned for Electric Vehicles

SOUNDCOMFORT TECHNOLOGY®



Polyurethane foam bonded to the tire's inner surface helps to reduce the level of interior vehicle noise, offering passengers a quieter, more comfortable ride.



FEATURES **BENEFITS**

1. SoundComfort Technology®
2. Asymmetric tread pattern
3. Soybean oil
4. Specialized tread compounds

- Foam-In-Tire helps to reduce the level of interior vehicle noise
- Offers confident handling for wet or dry roads
- In the rubber compound helps the tread stay pliable and grip the road in cold temperatures
- Offers enhanced all-season traction and long-lasting tread life

60000

MILE TREAD LIFE LIMITED WARRANTY*
95,000 Kilometer Tread Life Limited Warranty



All-Season



Comfortable, Refined Handling



ELECTRICDRIVE SPECIFICATIONS

Size	Service Description	Load Range	Sidewall	Product Code	Material Number	Approved Rim Widths (Inches)	Measuring Rim Width (Inches)	Section Width (Inches)	Overall Diameter (Inches)	Max Load (Lbs)	Tread Depth (in 32nds)	Revs / Mile	UTQG
215/50R17	95V	XL	VSB	763002657	244620	6.0 - 7.5	7.0	8.9	25.5	1521	11	819	700 A B
215/55R17	94V	SL	VSB	763003657	244617	7.5 - 9.0	8.0	9.3	26.3	1477	11	793	700 A B

SCT-Sound Comfort Technology

*For more complete information, go to Tire-HQ™ at www.tire-hq.com or contact your Goodyear representative.

All tires include Nationwide Warranty Service and Online Tire Registration. Nationwide Warranty Service Link: https://www.goodyear.com/en_US/support/tire-warranty.html

Online Tire Registration Link: https://www.goodyear.com/en_US/support/register-tires.html



All-Weather

Assurance WeatherReady® 2

Nothing brings you peace of mind like knowing you and your family are taken care of. Slick, rainy roads and wintry conditions are no match for the Goodyear® Assurance WeatherReady® 2. With its superior wet handling and AquaTred® Technology, this all-weather tire is the obvious choice when it comes to inclement weather. Now, when the stakes are high on the road, your confidence can be high too.



Severe Snow Designation*



Goodyear 60-Day Satisfaction Guarantee

60,000 mi / 95,000 km Tread Life Limited Warranty**

Confidence in All Weather Conditions

Delivering Grip All Year Round


All-Weather Technology features a specialized tread compound to help the tread stay adaptable in all seasons, and achieve severe snow designation.

Excellent Wet Grip

AquaTred® Technology features an enhanced tread pattern with sweeping grooves to help move out water and slush for better handling and performance.

Trusted Wet Traction

Evolving Traction™ Grooves help displace water on the road for the life of the tire, maintaining grip.



Enhanced Control

Unique comfort inserts reduce bumps and vibrations while enhancing steering control for smooth transitions when changing lanes.



Multi-Pitch Sequence

Variable tread block sizes help deliver lower sound levels.



Built-in Wear Gauge®

Easy tread depth reading.

Scan or click here to watch a video on this product.

* The Three-Peak Mountain Snowflake Designation located on the sidewall of a tire indicates a tire that meets a snow traction standard set by FMVSS (Federal Motor Vehicle Safety Standards).

** For complete product and warranty details, please visit www.goodyear.com/en_US/support/tire-warranty/tread-life.html. For more complete information, go to Tire-HQ™ at www.tire-hq.com or contact your Goodyear representative.

Popular Fitments

Honda CR-V, GMC Terrain, Toyota RAV4, Jeep Grand Cherokee, Ford Explorer, Lexus RX, Nissan Pathfinder, Audi Q5

ASSURANCE WEATHERREADY 2 SPECIFICATIONS

Size	Service Description	Load Range	Sidewall	Product Code	Material Number	Approved Rim Widths (Inches)	Measuring Rim Width (Inches)	Section Width (Inches)	Overall Diameter (Inches)	Max Load (Lbs)	Tread Depth (in 32nds)	Revs / Mile	UTQG
Assurance WeatherReady 2													
205/55R16	91V	SL	VS	767075673	249084	5.5 - 7.5	6.5	8.4	24.9	1356	11	840	700 A A
205/65R16	95H	SL	VS	767077673	249085	5.5 - 7.5	6.0	8.2	26.5	1521	11	790	700 A A
215/60R16	95H	SL	VS	767078673	249087	6.0 - 7.5	6.5	8.7	26.1	1521	11	800	700 A A
205/50R17	93V	XL	VS	767079673	249088	5.5 - 7.5	6.5	8.4	25.1	1433	11	832	700 A A
205/55R17	95V	XL	VS	767080673	249089	5.5 - 7.5	6.5	8.4	25.9	1521	11	807	700 A A
215/50R17	95V	XL	VS	767082673	249090	6.0 - 7.5	7.0	8.9	25.5	1521	11	819	700 A A
215/55R17	94V	SL	VS	767083673	253091	6.0 - 7.5	7.0	8.9	26.3	1477	11	795	700 A A
215/60R17	96V	SL	VS	767129673	255681	6.0 - 7.5	6.5	8.7	27.2	1565	11	769	700 A A
215/65R17	99V	SL	VS	767084673	253092	6.0 - 7.5	6.5	8.7	28.0	1709	11	746	700 A A
225/45R17	91W	SL	VS	767148673	273447	7.0 - 8.5	7.5	8.9	25.0	1356	11	837	700 A A
225/50R17	94V	SL	VS	767085673	253093	6.0 - 8.0	7.0	9.2	25.9	1477	11	807	700 A A
225/55R17	97V	SL	VS	767086673	253094	6.0 - 8.0	7.0	9.2	26.8	1609	11	781	700 A A
225/60R17	99V	SL	VS	767087673	253095	6.0 - 8.0	6.5	9.0	27.6	1709	11	756	700 A A
225/65R17	102H	SL	VS	767088673	253096	6.0 - 8.0	6.5	9.0	28.5	1874	11	733	700 A A
235/55R17	99H	SL	VS	767089673	253097	6.5 - 8.5	7.5	9.7	27.2	1709	11	769	700 A A
235/65R17	104H	SL	VS	767090673	253098	6.5 - 8.5	7.0	9.5	29.1	1984	11	719	700 A A
245/65R17	107H	SL	VS	767091673	253099	7.0 - 8.5	7.0	9.8	29.5	2149	11	708	700 A A
245/70R17	110T	SL	VS	767092673	253100	6.5 - 8.0	7.0	9.8	30.6	2337	11	684	700 A A
265/70R17	115H	SL	VS	767130673	271111	7.0 - 9.0	8.0	10.7	31.7	2679	11	660	700 A A
215/45R18	93V	XL	VS	767093673	253102	7.0 - 8.0	7.0	8.4	25.6	1433	11	815	700 A A
215/55R18	95H	SL	VS	767094673	253103	6.0 - 7.5	7.0	8.9	27.3	1521	11	766	700 A A
225/40R18	92W	XL	VS	767149673	273448	7.5 - 9.0	8.0	9.1	25.1	1389	11	833	700 A A
225/50R18	95V	SL	VS	767096673	253105	6.0 - 8.0	7.0	9.2	26.9	1521	11	777	700 A A
225/55R18	98V	SL	VS	767097673	253106	6.0 - 8.0	7.0	9.2	27.8	1653	11	753	700 A A
225/60R18	104H	XL	VS	767050673	273446	6.0 - 8.0	6.5	9.0	28.6	1984	11	730	700 A A
235/45R18	95W	XL	VS	767146673	273444	8.0 - 9.5	8.5	9.5	25.4	1521	11	823	700 A A
235/45R18	98W	XL	VS	767147673	273445	7.5 - 9.0	8.0	9.3	26.3	1653	11	793	700 A A
235/50R18	97V	SL	VS	767101673	253109	6.5 - 8.5	7.5	9.7	27.3	1609	11	766	700 A A
235/55R18	100V	SL	VS	767103673	253110	6.5 - 8.5	7.5	9.7	28.2	1764	11	742	700 A A
235/60R18	107V	XL	VS	767104673	253111	6.5 - 8.5	7.0	9.5	29.1	2149	11	718	700 A A
235/65R18	106V	SL	VS	767105673	253112	6.5 - 8.5	7.0	9.5	30.0	2094	11	696	700 A A
245/45R18	100V	XL	VS	767106673	253113	7.5 - 9.0	8.0	9.6	26.7	1764	11	784	700 A A
245/60R18	105V	SL	VS	767107673	253114	7.0 - 8.5	7.0	9.8	29.6	2039	11	707	700 A A
255/60R18	112V	XL	VS	767134673	271124	7.0 - 9.0	7.5	10.2	30.0	2469	11	696	700 A A
255/65R18	111V	SL	VS	767108673	253115	7.0 - 9.0	7.5	10.2	31.1	2403	11	673	700 A A
265/60R18	110V	SL	VS	767127673	253131	7.5 - 9.5	8.0	10.7	30.5	2337	11	685	700 A A
225/55R19	103V	XL	VS	767143673	273290	6.0 - 8.0	7.0	9.2	28.8	1929	11	726	700 A A
235/40R19	96W	XL	VS	767145673	273443	8.0 - 9.5	8.5	9.5	26.4	1565	11	791	700 A A
235/45R19	95V	SL	VS	767110673	253117	7.5 - 9.0	8.0	9.3	27.4	1521	11	764	700 A A
235/50R19	99V	SL	VS	767111673	253118	6.5 - 8.5	7.5	9.7	28.3	1709	11	738	700 A A
235/55R19	105V	XL	VS	767113673	253119	6.5 - 8.5	7.5	9.7	29.2	2039	11	716	700 A A
245/55R19	103V	SL	VS	767114673	253120	7.0 - 8.5	7.5	10.0	29.7	1929	11	705	700 A A
255/45R19	104W	XL	VS	767144673	273442	8.0 - 9.5	8.5	10.0	28.1	1984	11	745	700 A A
255/50R19	107V	XL	VS	767135673	271125	7.0 - 9.0	8.0	10.4	29.1	2149	11	718	700 A A
235/50R20	104V	XL	VS	767132673	271122	6.5 - 8.5	7.5	9.7	29.3	1984	11	714	700 A A
235/55R20	102V	SL	VS	767115673	253121	6.5 - 8.5	7.5	9.7	30.2	1874	11	693	700 A A
245/45R20	103V	XL	VS	767133673	271123	7.5 - 9.0	8.0	9.6	28.7	1929	11	729	700 A A
245/50R20	102V	SL	VS	767116673	253122	7.0 - 8.5	7.5	10.0	29.7	1874	11	704	700 A A
255/45R20	105W	XL	VS	767059673	273441	8.0 - 9.5	8.5	10.0	29.1	2039	11	719	700 A A
255/50R20	109V	XL	VS	767119673	253124	7.0 - 9.0	8.0	10.4	30.1	2271	11	695	700 A A
255/55R20	110V	XL	VS	767120673	253125	7.0 - 9.0	8.0	10.4	31.0	2337	11	674	700 A A
265/45R20	108V	XL	VS	767069673	255782	8.5 - 10.0	9.0	10.5	29.4	2205	11	712	700 A A
265/50R20	111V	XL	VS	767121673	253126	7.5 - 9.5	8.5	10.9	30.5	2403	11	686	700 A A
275/45R20	110V	XL	VS	767070673	255783	8.5 - 10.5	9.0	10.8	29.8	2337	11	702	700 A A
275/50R20	113V	SL	VS	767071673	255784	7.5 - 9.5	8.5	11.2	30.9	2535	11	677	700 A A
265/45R21	108V	XL	VS	767122673	253127	8.5 - 10.0	9.0	10.5	30.4	2205	11	689	700 A A
275/50R22	111H	SL	VS	767123673	253128	7.5 - 9.5	8.5	11.2	32.9	2403	11	636	700 A A
285/45R22	114H	XL	VS	767124673	253129	9.0 - 10.5	9.5	11.2	32.1	2601	11	651	700 A A

Do not attempt to mount 16" rim diameter tires on 16.5" rim diameter wheels; this may result in serious injury or death.

ASSURANCE® WEATHERREADY®

Be Ready. Goodyear's Best All Weather Traction.
For Mother Nature's Worst.



FEATURES	BENEFITS
1. Weather Reactive Technology	<ul style="list-style-type: none"> • Evolving Traction Grooves transition from deep grooves to wide grooves to help displace water on the road • 3D TredLock® Technology allows the tread to lock together while cornering and opens for more biting edges when you need enhanced wet traction
2. Asymmetric tread pattern and sweeping traction grooves	Help evacuate water
3. Soybean oil	In the rubber compound helps the tread stay pliable and grip the road in cold temperatures
4. Specialized tread compounds	Help grip the road in water, snow and ice

1. Weather Reactive Technology

BENEFITS

- Evolving Traction Grooves transition from deep grooves to wide grooves to help displace water on the road
- 3D TredLock® Technology allows the tread to lock together while cornering and opens for more biting edges when you need enhanced wet traction

2. Asymmetric tread pattern and sweeping traction grooves

Help evacuate water

3. Soybean oil

In the rubber compound helps the tread stay pliable and grip the road in cold temperatures

4. Specialized tread compounds

Help grip the road in water, snow and ice

60000*
MILE TREAD LIFE
LIMITED WARRANTY

95,000 Kilometer
Tread Life
Limited Warranty



All-Season



Ultra Wet Traction



Severe Snow†

*For more complete information, go to Tire-HQ™ at www.tire-hq.com or contact your Goodyear representative.

All tires include Nationwide Warranty Service and Online Tire Registration. Nationwide Warranty Service Link: https://www.goodyear.com/en_US/support/tire-warranty.html

Online Tire Registration Link: https://www.goodyear.com/en_US/support/register-tires.html

†The Three-Peak Mountain Snowflake Designation located on the sidewall of a tire indicates a tire that meets a snow traction standard set by FMVSS (Federal Motor Vehicle Safety Standards).

ASSURANCE WEATHERREADY SPECIFICATIONS

Size	Service Description	Load Range	Sidewall	Product Code	Material Number	Approved Rim Widths (Inches)	Measuring Rim Width (Inches)	Section Width (Inches)	Overall Diameter (Inches)	Max Load (Lbs)	Tread Depth (in 32nds)	Revs / Mile	UTQG
Assurance WeatherReady													
195/65R15	91H	SL	VS	767489537	230529	5.5 - 7.0	6.0	7.9	25.0	1356	10	836	700 A A
195/55R16	87H	SL	VS	767820537	230528	5.5 - 7.0	6.0	7.9	24.4	1201	10	856	700 A A
205/55R16	91H	SL	VS	767524537	230530	5.5 - 7.5	6.5	8.4	24.9	1356	10	840	700 A A
205/60R16	92V	SL	VS	767570537	230551	5.5 - 7.5	6.0	8.2	25.7	1389	10	814	700 A A
205/65R16	95H	SL	VS	767780537	230552	5.5 - 7.5	6.0	8.2	26.5	1521	10	789	700 A A
215/55R16	97H	XL	VS	767507537	235441	6.0 - 7.5	7.0	8.9	25.3	1609	11	827	700 A A
215/60R16	95H	SL	VS	767829537	230554	6.0 - 7.5	6.5	8.7	26.1	1521	10	799	700 A A
215/65R16	98H	SL	VS	767874537	230556	6.0 - 7.5	6.5	8.7	27.0	1653	10	773	700 A A
215/70R16	100T	SL	VS	767782537	230558	5.5 - 7.0	6.5	8.7	27.9	1764	11	749	700 A A
225/60R16	98H	SL	VS	767407537	230562	6.0 - 8.0	6.5	9.0	26.6	1653	10	785	700 A A
225/70R16	103T	SL	VS	767378537	230566	6.0 - 7.5	6.5	9.0	28.4	1929	11	735	700 A A
215/45R17	87V	SL	VS	767568537	230588	7.0 - 8.0	7.0	8.4	24.7	1201	10	847	700 A A
215/50R17	95V	XL	VS	767966537	235442	6.0 - 7.5	7.0	8.9	25.5	1521	10	819	700 A A
215/55R17	94V	SL	VS	767340537	230553	6.0 - 7.5	7.0	8.9	26.3	1477	10	794	700 A A
215/60R17	96H	SL	VS	767322537	230555	6.0 - 7.5	6.5	8.7	27.2	1565	10	769	700 A A
215/65R17	99H	SL	VS	767875537	230557	6.0 - 7.5	6.5	8.7	28.0	1709	10	745	700 A A
225/50R17	94V	SL	VS	767372537	230559	6.0 - 8.0	7.0	9.2	25.9	1477	10	806	700 A A
225/55R17	97H	SL	VS	767753537	230560	6.0 - 8.0	7.0	9.2	26.8	1609	10	780	700 A A
225/60R17	99H	SL	VS	767366537	230563	6.0 - 8.0	6.5	9.0	27.6	1709	11	756	700 A A
225/65R17	102H	SL	VS	767517537	230565	6.0 - 8.0	6.5	9.0	28.5	1874	11	733	700 A A
235/45R17	97V	XL	VS	767881537	230567	7.5 - 9.0	8.0	9.3	25.4	1609	10	824	700 A A
235/50R17	96V	SL	VS	767970537	235445	6.5 - 8.5	7.5	9.7	26.3	1565	10	795	700 A A
235/55R17	99H	SL	VS	767181537	230571	6.5 - 8.5	7.5	9.7	27.2	1709	11	769	700 A A
235/60R17	102H	SL	VS	767488537	230576	6.5 - 8.5	7.0	9.5	28.1	1874	11	743	700 A A
235/65R17	104H	SL	VS	767188537	230578	6.5 - 8.5	7.0	9.5	29.1	1984	11	719	700 A A
215/55R18	95H	SL	VS	767007537	237336	6.0 - 7.5	7.0	8.9	27.3	1521	11	766	700 A A
225/45R18	95V	XL	VS	767906537	232361	7.0 - 8.5	7.5	8.9	25.9	1521	10	805	700 A A
225/55R18	98V	SL	VS	767880537	230561	6.0 - 8.0	7.0	9.2	27.8	1653	10	752	700 A A
225/60R18	100H	SL	VS	767363537	230564	6.0 - 8.0	6.5	9.0	28.6	1764	11	730	700 A A
235/45R18	94V	SL	VS	767871537	230568	7.5 - 9.0	8.0	9.3	26.3	1477	10	793	700 A A
235/50R18	97V	SL	VS	767876537	230570	6.5 - 8.5	7.5	9.7	27.3	1609	10	766	700 A A
235/55R18	100V	SL	VS	767877537	230572	6.5 - 8.5	7.5	9.7	28.2	1764	11	742	700 A A
235/60R18	103H	SL	VS	767815537	230577	6.5 - 8.5	7.0	9.5	29.1	1929	11	718	700 A A
235/65R18	106H	SL	VS	767885537	230579	6.5 - 8.5	7.0	9.5	30.0	2094	11	695	700 A A
245/45R18	100V	XL	VS	767014537	237586	7.5 - 9.0	8.0	9.6	26.7	1764	10	784	700 A A
245/60R18	105H	SL	VS	767819537	230583	7.0 - 8.5	7.0	9.8	29.6	2039	11	706	700 A A
255/55R18	109V	XL	VS	767903537	231534	7.0 - 9.0	8.0	10.4	29.0	2271	11	720	700 A A
255/65R18	111T	SL	VS	767894537	230586	7.0 - 9.0	7.5	10.2	31.1	2403	11	672	700 A A
265/60R18	110H	SL	VS	767957537	237335	7.5 - 9.5	8.0	10.7	30.5	2337	11	685	700 A A
235/45R19	95V	SL	VS	767968537	235444	7.5 - 9.0	8.0	9.3	27.4	1521	11	764	700 A A
235/50R19	99V	SL	VS	767010537	237337	6.5 - 8.5	7.5	9.7	28.3	1709	11	738	700 A A
235/55R19	101V	SL	VS	767883537	230573	6.5 - 8.5	7.5	9.7	29.2	1819	11	716	700 A A
245/55R19	103H	SL	VS	767890537	230582	7.0 - 8.5	7.5	10.0	29.7	1929	11	704	700 A A
255/50R19	107H	XL	VS	767905537	231535	7.0 - 9.0	8.0	10.4	29.1	2149	11	718	700 A A
255/60R19	109H	SL	VS	767892537	230585	7.0 - 9.0	7.5	10.2	31.1	2271	11	672	700 A A
235/55R20	102V	SL	VS	767928537	244639	6.5 - 8.5	7.5	9.7	30.2	1874	11	692	700 A A
245/50R20	102H	SL	VS	767870537	230581	7.0 - 8.5	7.5	10.0	29.7	1874	11	703	700 A A
255/50R20	109V	XL	VS	767967537	235443	7.0 - 9.0	8.0	10.4	30.1	2271	11	695	700 A A
255/55R20	110H	XL	VS	767891537	230584	7.0 - 9.0	8.0	10.4	31.0	2337	11	673	700 A A

Do not attempt to mount 16" rim diameter tires on 16.5" rim diameter wheels; this may result in serious injury or death.



Passenger/CUV

Assurance ComfortDrive®

This premium all-season tire is the choice for drivers who want comfort, ride quality, and wet traction confidence.



Goodyear 60-Day Satisfaction Guarantee

60,000 mi / 95,000 km Tread Life Limited Warranty**

All The Ingredients of a Smooth Ride



Caress Every Curve

Drive comfortably and confidently with ultra-refined handling thanks to ComfortFlex Technology®, designed for smoother transitions and impact absorption.

Relish The Rain

Navigate the conditions with optimized AquaChannel® Grooves that are symmetrically balanced to help maximize water evacuation and reduce hydroplaning for superior wet performance.



Soften The Sounds

Tune out the road and enjoy a more pleasant ride with an innovative noise-reducing tread pattern that helps to eliminate sounds from the street.

Trust Your Traction

Experience lasting control and responsiveness with Evolving Traction™ Grooves and TredLock® Technology, combined with an exclusive soybean oil compound to help maintain traction in wet and cold conditions. Plus, track your tread with an easy-to-read Wear Gauge® built into the tire.



Scan or click here to watch a video on this product.

** For complete product and warranty details, please visit www.goodyear.com/en_US/support/tire-warranty/tread-life.html. For more complete information, go to Tire-HQ™ at www.tire-hq.com or contact your Goodyear representative.

Popular Fitments

Acura MDX, Audi A4, Lexus ES, BMW X3, Lincoln Corsair

ASSURANCE COMFORTDRIVE SPECIFICATIONS

Size	Service Description	Load Range	Sidewall	Product Code	Material Number	Approved Rim Widths (Inches)	Measuring Rim Width (Inches)	Section Width (Inches)	Overall Diameter (Inches)	Max Load (Lbs)	Tread Depth (in 32nds)	Revs / Mile	UTQG
Assurance ComfortDrive													
205/55R16	91H	SL	VSB	413524582	239101	5.5 - 7.5	6.5	8.4	24.9	1356	11	840	700 A A
205/60R16	92V	SL	VSB	413570582	239103	5.5 - 7.5	6.0	8.2	25.7	1389	11	814	700 A A
205/65R16	95H	SL	VSB	413780582	239105	5.5 - 7.5	6.0	8.2	26.5	1521	11	789	700 A A
215/55R16	97H	XL	VSB	413507582	239109	6.0 - 7.5	7.0	8.9	25.3	1609	11	827	700 A A
215/60R16	95V	SL	VSB	413571582	239113	6.0 - 7.5	6.5	8.7	26.1	1521	11	800	700 A A
215/65R16	98V	SL	VSB	413002582	239117	6.0 - 7.5	6.5	8.7	27.0	1653	11	774	700 A A
215/45R17	87V	SL	VSB	413032582	240425	7.0 - 8.0	7.0	8.4	24.7	1201	11	846	700 A A
215/50R17	95V	XL	VSB	413941582	239107	6.0 - 7.5	7.0	8.9	25.5	1521	11	819	700 A A
225/50R17	94V	SL	VSB	413340582	239111	6.0 - 7.5	7.0	8.9	26.3	1477	11	795	700 A A
215/60R17	96H	SL	VSB	413546582	239115	6.0 - 7.5	6.5	8.7	27.2	1565	11	768	700 A A
225/45R17	91V	SL	VSB	413567582	239148	7.0 - 8.5	7.5	8.9	25.0	1356	11	836	700 A A
225/50R17	94V	SL	VSB	413509582	239119	6.0 - 8.0	7.0	9.2	25.9	1477	11	807	700 A A
225/55R17	97V	SL	VSB	413502582	239123	6.0 - 8.0	7.0	9.2	26.8	1609	11	781	700 A A
225/60R17	99H	SL	VSB	413005582	239127	6.0 - 8.0	6.5	9.0	27.6	1709	11	756	700 A A
225/65R17	102H	SL	VSB	413517582	239131	6.0 - 8.0	6.5	9.0	28.5	1874	11	733	700 A A
235/55R17	99H	SL	VSB	413319582	239135	6.5 - 8.5	7.5	9.7	27.2	1709	11	769	700 A A
235/60R17	102H	SL	VSB	413488582	239142	6.5 - 8.5	7.0	9.5	28.1	1874	11	744	700 A A
235/65R17	104H	SL	VSB	413188582	239140	6.5 - 8.5	7.0	9.5	29.1	1984	11	719	700 A A
245/45R17	99V	XL	VSB	413027582	239187	7.5 - 9.0	8.0	9.6	25.7	1709	11	814	700 A A
215/55R18	95H	SL	VSB	413810582	239160	6.0 - 7.5	7.0	8.9	27.3	1521	11	766	700 A A
225/45R18	95V	XL	VSB	413017582	239169	7.0 - 8.5	7.5	8.9	25.9	1521	11	807	700 A A
225/50R18	95V	SL	VSB	413003582	239121	6.0 - 8.0	7.0	9.2	26.9	1521	11	777	700 A A
225/55R18	98V	SL	VSB	413033582	240524	6.0 - 8.0	7.0	9.2	27.8	1653	11	753	700 A A
225/60R18	100H	SL	VSB	413363582	239129	6.0 - 8.0	6.5	9.0	28.6	1764	11	730	700 A A
235/45R18	94V	SL	VSB	413871582	239133	7.5 - 9.0	8.0	9.3	26.3	1477	11	793	700 A A
235/50R18	97V	SL	VSB	413018582	239172	6.5 - 8.5	7.5	9.7	27.3	1609	11	766	700 A A
235/55R18	100V	SL	VSB	413496582	239137	6.5 - 8.5	7.5	9.7	28.2	1764	11	739	700 A A
235/60R18	103V	SL	VSB	413006582	239144	6.5 - 8.5	7.0	9.5	29.1	1929	11	718	700 A A
235/65R18	106V	SL	VSB	413011582	239150	6.5 - 8.5	7.0	9.5	30.0	2094	11	696	700 A A
245/45R18	100V	XL	VSB	413010582	239146	7.5 - 9.0	8.0	9.6	26.7	1764	11	784	700 A A
245/60R18	105V	SL	VSB	413012582	239152	7.0 - 8.5	7.0	9.8	29.6	2039	11	707	700 A A
255/65R18	111H	SL	VSB	413087582	253136	7.0 - 9.0	7.5	10.2	31.1	2403	11	670	700 A A
225/55R19	99V	SL	VSB	413019582	239175	6.0 - 8.0	7.0	9.2	28.8	1709	11	728	700 A A
235/40R19	96V	XL	VSB	413021582	239181	8.0 - 9.5	8.5	9.5	26.4	1565	11	792	700 A A
235/45R19	95H	SL	VSB	413025582	239185	7.5 - 9.0	8.0	9.3	27.4	1521	11	763	700 A A
235/50R19	99V	SL	VSB	413024582	239184	6.5 - 8.5	7.5	9.6	28.3	1709	11	739	700 A A
235/55R19	101V	SL	VSB	413965582	239163	6.5 - 8.5	7.5	9.6	29.2	1819	11	716	700 A A
245/55R19	103V	SL	VSB	413014582	239154	7.0 - 8.5	7.5	10.0	29.6	1929	11	706	700 A A
255/40R19	100V	XL	VSB	413028582	239188	8.5 - 10.0	9.0	10.2	27.0	1764	11	773	700 A A
255/50R19	107V	XL	VSB	413031582	239190	7.0 - 9.0	8.0	10.4	29.1	2149	11	719	700 A A
235/55R20	102V	SL	VSB	413022582	239183	6.5 - 8.5	7.5	9.7	30.2	1874	11	692	700 A A
245/50R20	102V	SL	VSB	413927582	239156	7.0 - 8.5	7.5	10.0	29.7	1874	11	704	700 A A
255/45R20	105V	XL	VSB	413030582	239189	8.0 - 9.5	8.5	10.0	29.1	2039	11	719	700 A A
255/50R20	109V	XL	VSB	413037582	241566	7.0 - 9.0	8.0	10.4	30.1	2271	11	695	700 A A
255/55R20	107H	SL	VSB	413929582	239158	7.0 - 9.5	8.0	10.4	31.0	2149	11	674	700 A A
275/50R20	109H	SL	VSB	413088582	253138	7.5 - 9.5	8.5	11.2	30.9	2271	11	674	700 A A

Do not attempt to mount 16" rim diameter tires on 16.5" rim diameter wheels; this may result in serious injury or death.



Passenger/CUV

Assurance MaxLife®

Stretch your time and spend with up to 30%† more miles of all-season traction, compliments of a greater tread life limited warranty, which means fewer tire replacements over the life of your vehicle.



Goodyear 60-Day Satisfaction Guarantee

85,000 mi / 140,000 km Tread Life Limited Warranty**

Extend Your Journey

Go The Extra Mile

Experience the freedom to keep going with extended all-season reliability and maximum wear performance offered by Goodyear's TredLife Technology®.

Multiple Biting Edges

Help provide traction in rain and light snow.

Wide Circumferential Grooves

Evacuate water from the tread to help give control on wet roads.



Solid Shoulder Blocks

Stabilize the tread footprint to help with confident handling and even wear.

Track Your Treads

Monitor the wear of your tires anytime with a built-in Wear Gauge® that allows you to conveniently and easily check your tread-depth readings.



† 30% More Miles based on Goodyear Assurance MaxLife® 85,000 Mile Tread Life Limited Warranty, as compared to Goodyear Assurance® All-Season 65,000 Mile Tread Life Limited Warranty.

** For complete product and warranty details, please visit www.goodyear.com/en_US/support/tire-warranty/tread-life.html. For more complete information, go to Tire-HQ™ at www.tire-hq.com or contact your Goodyear representative.

Popular Fitments

Honda Accord, Toyota Camry, Ford Escape, Chevrolet Equinox, Kia Telluride, Honda Civic, Hyundai Santa Fe

ASSURANCE MAXLIFE SPECIFICATIONS

Size	Service Description	Load Range	Sidewall	Product Code	Material Number	Approved Rim Widths (Inches)	Measuring Rim Width (Inches)	Section Width (Inches)	Overall Diameter (Inches)	Max Load (Lbs)	Tread Depth (in 32nds)	Revs / Mile	UTQG
Assurance MaxLife													
195/65R15	91H	SL	VS	110489545	234344	5.5 - 7.0	6.0	7.9	25.0	1356	11	836	820 A B
205/55R16	91H	SL	VS	110952545	234340	5.5 - 7.5	6.5	8.4	24.9	1356	11	840	820 A B
205/60R16	92V	SL	VS	110953545	234341	5.5 - 7.5	6.0	8.2	25.7	1389	11	814	820 A B
205/65R16	95H	SL	VS	110780545	234342	5.5 - 7.5	6.0	8.2	26.5	1521	11	790	820 A B
215/55R16	97H	XL	VS	110507545	242488	6.0 - 7.5	7.0	8.9	25.3	1609	11	827	820 A B
215/60R16	95V	SL	VS	110571545	235619	6.0 - 7.5	6.5	8.7	26.1	1521	11	800	820 A B
215/70R16	100H	SL	VS	110954545	234343	5.5 - 7.0	6.5	8.7	27.9	1764	12	750	820 A B
225/60R16	98H	SL	VS	110407545	235160	6.0 - 8.0	6.5	9.0	26.6	1653	12	785	820 A B
205/50R17	89V	SL	VS	110980545	235615	5.5 - 7.5	6.5	8.4	25.1	1279	11	833	820 A B
215/45R17	87V	SL	VS	110947545	234336	7.0 - 8.0	7.0	8.4	24.7	1201	11	848	820 A B
215/50R17	95V	XL	VS	110977545	235612	6.0 - 7.5	7.0	8.9	25.5	1521	11	820	820 A B
215/55R17	94V	SL	VS	110340545	235617	6.0 - 7.5	7.0	8.9	26.3	1477	11	795	820 A B
215/60R17	96H	SL	VS	110322545	237339	6.0 - 7.5	6.5	8.7	27.2	1565	11	769	820 A B
P215/65R17	98H	SL	VS	110943545	234328	6.0 - 7.5	6.5	8.7	28.0	1653	11	746	820 A B
225/45R17	91V	SL	VS	110567545	235618	7.0 - 8.5	7.5	8.9	25.0	1356	11	836	820 A B
225/50R17	94V	SL	VS	110982545	235620	6.0 - 8.0	7.0	9.2	25.6	1477	11	807	820 A B
225/55R17	97V	SL	VS	110502545	234348	6.0 - 8.0	7.0	9.2	26.8	1609	11	781	820 A B
225/60R17	99H	SL	VS	110979545	235614	6.0 - 8.0	6.5	9.0	27.6	1709	12	757	820 A B
225/65R17	102H	SL	VS	110981545	235616	6.0 - 8.0	6.5	9.0	28.5	1874	12	733	820 A B
235/45R17	94V	SL	VS	110996545	236675	7.5 - 9.0	8.0	9.3	25.4	1477	11	823	820 A B
235/50R17	96H	SL	VS	110956545	234346	6.5 - 8.5	7.5	9.7	26.3	1565	11	795	820 A B
235/55R17	99H	SL	VS	110319545	235251	6.5 - 7.5	7.5	9.7	27.2	1709	11	769	820 A B
235/60R17	102H	SL	VS	110488545	234332	6.5 - 8.5	7.0	9.5	28.1	1874	11	744	820 A B
235/65R17	104H	SL	VS	110188545	234330	6.5 - 8.5	7.0	9.5	29.1	1984	11	719	820 A B
P215/55R18	94H	SL	VS	110939545	234322	6.0 - 7.5	7.0	8.9	27.3	1477	11	766	820 A B
225/45R18	91V	SL	VS	110938545	234321	7.0 - 8.5	7.5	8.9	25.9	1356	11	806	820 A B
225/55R18	98H	SL	VS	110935545	234316	6.0 - 8.0	7.0	9.2	27.8	1653	11	753	820 A B
225/60R18	100H	SL	VS	110363545	234318	6.0 - 8.0	6.5	9.0	28.6	1764	12	730	820 A B
235/40R18	91V	SL	VS	110940545	234323	8.0 - 9.5	8.5	9.5	25.4	1356	11	823	820 A B
235/45R18	94V	SL	VS	110936545	234319	7.5 - 9.0	8.0	9.3	26.3	1477	11	793	820 A B
235/50R18	97V	SL	VS	110876545	234349	6.5 - 8.5	7.5	9.7	27.3	1609	11	766	820 A B
235/55R18	100V	SL	VS	110496545	234314	6.5 - 8.5	7.5	9.7	28.2	1764	11	742	820 A B
235/60R18	103V	SL	VS	110934545	234315	6.5 - 8.5	7.0	9.5	29.1	1929	11	718	820 A B
235/65R18	106V	SL	VS	110022545	239568	6.5 - 8.5	7.0	9.5	30.0	2094	12	696	820 A B
245/60R18	105H	SL	VS	110819545	234320	7.0 - 8.5	7.0	9.8	29.6	2039	12	707	820 A B
265/60R18	110H	SL	VS	110957545	234347	7.5 - 9.5	8.0	10.7	30.5	2337	12	685	820 A B
225/55R19	99V	SL	VS	110930545	234269	6.0 - 8.0	7.0	9.2	28.8	1709	11	726	820 A B
235/40R19	96V	XL	VS	110918545	234311	8.0 - 9.5	8.5	9.5	26.4	1565	11	791	820 A B
235/45R19	95H	SL	VS	110931545	234270	7.5 - 9.0	8.0	9.3	27.4	1521	11	764	820 A B
235/50R19	99V	SL	VS	110933545	234313	6.5 - 8.5	7.5	9.7	28.3	1709	11	738	820 A B
235/55R19	101V	SL	VS	110883545	234268	6.5 - 8.5	7.5	9.7	29.2	1819	12	716	820 A B
245/55R19	103V	SL	VS	110971545	235098	7.0 - 8.5	7.5	10.0	29.7	1929	12	705	820 A B
P255/60R19	108H	SL	VS	110932545	234312	7.0 - 9.0	7.5	10.2	31.1	2205	12	673	820 A B
235/55R20	102V	SL	VS	110928545	234266	6.5 - 8.5	7.5	9.7	30.2	1874	12	693	820 A B
245/50R20	102V	SL	VS	110927545	234265	7.0 - 8.5	7.5	10.0	29.7	1874	12	704	820 A B
*255/50R20	105H	SL	VS	110002545	237340	7.0 - 9.0	8.0	10.4	30.1	2039	12	695	820 A B
255/50R20	105V	SL	VS	110067545	261974	7.0 - 9.0	8.0	10.4	30.1	2039	12	695	820 A B
255/55R20	107H	SL	VS	110929545	234267	7.0 - 9.0	8.0	10.4	30.1	2149	12	695	820 A B

*Discontinued July 2023- February 2024

Do not attempt to mount 16" rim diameter tires on 16.5" rim diameter wheels; this may result in serious injury or death.

ASSURANCE FINESSE®

Premium Ride Quality with Confident All-Season Traction and Enhanced Fuel Efficiency



FEATURES	BENEFITS
1. Patented tread pattern	Provides a comfortable and quiet ride
2. Efficient fuel-saving tread compound	Offers grip in wet, dry, snow and ice
3. Specially formulated rubber compound and tread features	Low rolling resistance, for eco-friendly driving
4. Optimized road contact	Provides reliable tread life



All-Season



Chosen as Original Equipment
by Global Vehicle Manufacturers

*For more complete information, go to Tire-HQ™ at www.tire-hq.com or contact your Goodyear representative.

All tires include Nationwide Warranty Service and Online Tire Registration. Nationwide Warranty Service Link: https://www.goodyear.com/en_US/support/tire-warranty.html

Online Tire Registration Link: https://www.goodyear.com/en_US/support/register-tires.html

ASSURANCE FINESSE SPECIFICATIONS

Size	Service Description	Load Range	SideWall	Product Code	Material Number	Approved Rim Widths (Inches)	Measuring Rim Width (Inches)	Section Width (Inches)	Overall Diameter (Inches)	Max Load (Lbs)	Tread Depth (in 32nds)	Revs / Mile	UTQG	ORIGINAL EQUIPMENT FITMENT- 2024
Assurance Finesse														
215/55R17	94H	SL	VSB	681213566	240187	6.0 - 7.5	7.0	8.9	26.3	1477	9	795	540 A A	VOLKSWAGEN TAOS (2022 - 2023)
215/65R17	99H	SL	VSB	681039566	242971	6.0 - 7.5	6.5	8.7	28.0	1709	9	746	540 A A	VOLKSWAGEN TIGUAN (2019 - 2023)
225/55R17	97H	SL	VSB	681028566	240189	6.0 - 8.0	7.0	9.2	26.8	1609	9	781	540 A A	VOLKSWAGEN TAOS (2022 - 2022)
225/65R17	102H	SL	VSB	681034566	241808	6.0 - 8.0	6.5	9.0	28.5	1874	9	733	540 A A	MAZDA CX-50 (2022 - 2023)
225/65R17	102H	SL	VSB	681517566	244777	6.0 - 8.0	6.5	9.0	28.5	1874	9	733	540 A A	
215/50R18	92H	SL	VSB	681030566	240221	6.0 - 7.5	7.0	8.9	26.5	1389	9	789	540 A A	VOLKSWAGEN TAOS (2022 - 2023)
215/55R18	95H	SL	VSB	681052566	244485	6.0 - 7.5	7.0	8.9	27.3	1521	9	766	520 A A	VOLKSWAGEN TAOS (2023 - 2024)
225/55R18	102V	XL	BLT	681137684	272254	6.0 - 8.0	7.0	9.2	27.8	1874	9	753	540 A A	VOLVO EX30 (2024 - 2024)
225/55R18	98H	SL	BSL	681935630	253419	6.0 - 8.0	7.0	9.2	27.8	1653	9	753	540 A A	CHEVROLET TRAX (2023 - 2024)
225/55R18	98V	SL	VSB	681880566	237588	6.0 - 8.0	7.0	9.2	27.8	1653	9	753	540 A A	TOYOTA COROLLA CROSS (2022 - 2023)
235/40R18	91W	SL	VSB	681064566	246931	8.0 - 9.5	8.5	9.5	25.4	1356	8	823	540 A A	
235/55R18	100H	SL	VSB	681040566	242973	6.5 - 8.5	7.5	9.7	28.2	1764	9	742	540 A A	VOLKSWAGEN TIGUAN (2019 - 2023)
235/60R18	103H	SL	BSL	681815630	244169	6.5 - 8.5	7.0	9.5	29.1	1929	9	718	540 A A	KIA SPORTAGE (2022 - 2023)
235/60R18	103H	SL	VSB	681072566	243535	6.5 - 8.5	7.0	9.4	29.1	1929	9	718	540 A A	HYUNDAI SANTA FE (2024 - 2024)
245/60R18	105T	SL	VSB	681819566	235093	7.0 - 8.5	7.0	9.8	29.6	2039	10	707	540 A A	VOLKSWAGEN ATLAS / ATLAS CROSS SPORT (2020 - 2023)
235/45R19	95H	SL	VSB	681053566	244397	7.5 - 9.0	8.0	9.3	27.4	1521	9	794	520 A A	VOLKSWAGEN TAOS (2023 - 2024)
235/55R19	101H	SL	BSL	681019630	243009	6.5 - 8.5	7.5	9.7	28.2	1819	9	742	540 A A	KIA CARNIVAL (2022 - 2023)
245/45R19	102V	XL	BLT	681139684	272256	7.5 - 9.0	8.0	9.6	27.7	1874	10	755	540 A A	VOLVO EX30 (2024 - 2024)
245/40R20	99V	XL	BLT	681140684	272258	8.0 - 9.5	8.5	9.8	27.7	1709	10	754	540 A A	VOLVO EX30 (2024 - 2024)
255/50R20	105T	SL	VSB	681004566	235091	7.0 - 9.0	8.0	10.4	30.1	2039	10	695	540 A A	VOLKSWAGEN ATLAS / ATLAS CROSS SPORT (2020 - 2023)
255/55R20	107V	SL	VSB	681056566	242482	7.0 - 9.0	8.0	10.4	31.0	2149	9	674	540 A A	LEXUS TX (2023 - 2024)

For more complete information, go to Tire-HQ™ at www.tire-hq.com or contact your Goodyear representative.

ASSURANCE® FUEL MAX®

Enhanced Fuel Savings Plus Confident Traction in Changing Weather Conditions



FEATURES	BENEFITS
1. Fuel-saving tread compound	Helps reduce energy loss as the tire rolls to save gas over the life of a set of four tires
2. Wet Tread Zone with Dual AquaChannel® Grooves	Helps evacuate water away from the treadface for great traction on wet roads
3. Dry Tread Zone with solid shoulder blocks	Helps enhance handling and grip for confident maneuvering on dry pavement
4. Zigzag microgrooves and center tread notches	Help grip the road in rain and light snow for all-season performance
5. Circumferential shoulder grooves	Help promote even wear and provide biting edges for traction in wet weather

65000*
MILE TREAD LIFE
LIMITED WARRANTY

105,000 Kilometer
Tread Life
Limited Warranty



All-Season



Fuel Efficiency



Chosen as Original Equipment
by Global Vehicle Manufacturers

*For more complete information, go to Tire-HQ™ at www.tire-hq.com or contact your Goodyear representative.

All tires include Nationwide Warranty Service and Online Tire Registration. Nationwide Warranty Service Link: https://www.goodyear.com/en_US/support/tire-warranty.html
Online Tire Registration Link: https://www.goodyear.com/en_US/support/register-tires.html

ASSURANCE FUEL MAX SPECIFICATIONS

Size	Service Description	Load Range	Sidewall	Product Code	Material Number	Approved Rim Widths (Inches)	Measuring Rim Width (Inches)	Section Width (Inches)	Overall Diameter (Inches)	Max Load (Lbs)	Tread Depth (in 32nds)	Revs / Mile	UTQG	ORIGINAL EQUIPMENT FITMENT- 2024
Assurance Fuel Max														
P175/65R15	84H	SL	VSB	738609571	220571	5.0 - 6.0	5.0	7.0	24.0	1102	10	872	580 A A	TOYOTA PRIUS C / YARIS (2013 - 2019)
175/60R16	82H	SL	VSB	738529571	217645	5.0 - 6.0	5.0	7.0	24.3	1047	10	860	580 A A	SCION IQ (2013 - 2015)
205/55R16	91H	SL	VSB	738524571	224853	5.5 - 7.5	6.5	8.4	24.9	1356	9	840	580 A A	CHEVROLET BOLT EV CARGO (2018 - 2023)
205/65R16	95H	SL	VSB	738003571	237059	5.5 - 7.5	6.0	8.2	26.5	1521	9	790	580 A A	HYUNDAI SONATA (2020 - 2022)
215/55R17	94V	SL	VSB	738735571	219827	6.0 - 7.5	7.0	8.9	26.3	1477	9	795	580 A A	
225/55R17	97V	SL	VSB	738754571	223003	6.0 - 8.0	7.0	9.2	26.8	1609	10	781	580 A A	SUBARU LEGACY (2015 - 2019)
P225/55R17	95H	SL	VSB	738828571	225531	6.0 - 8.0	7.0	9.2	26.8	1521	9	781	580 A A	BUICK REGAL (2018 - 2020)
255/65R18	111H	SL	VSB	738004571	242484	7.0 - 9.0	7.5	10.2	31.1	2403	9	673	580 A A	TOYOTA GRAND HIGHLANDER (2023 - 2024)

Do not attempt to mount 16" rim diameter tires on 16.5" rim diameter wheels; this may result in serious injury or death.

ASSURANCE^{CS} FUEL MAX[®]

Enhanced Fuel Savings Plus Confident Traction in Changing Weather Conditions



FEATURES	BENEFITS
1. Fuel-saving tread compound	Helps reduce energy loss as the tire rolls to save gas over the life of a set of four tires
2. Wet Tread Zone with Dual AquaChannel [®] Grooves	Enhances water evacuation off the tread for gripping power on wet roads
3. Optimized construction	Helps provide consistent traction and wear in a wide range of loading conditions

1. Fuel-saving tread compound

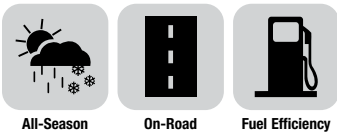
Helps reduce energy loss as the tire rolls to save gas over the life of a set of four tires

2. Wet Tread Zone with Dual AquaChannel[®] Grooves

Enhances water evacuation off the tread for gripping power on wet roads

3. Optimized construction

Helps provide consistent traction and wear in a wide range of loading conditions



All-Season

On-Road

Fuel Efficiency



Chosen as Original Equipment by Global Vehicle Manufacturers

ASSURANCE^{CS} FUEL MAX SPECIFICATIONS

Size	Service Description	Load Range	Load Sidewall	Product Code	Material Number	Approved Rim Widths (Inches)	Measuring Rim Width (Inches)	Section Width (Inches)	Overall Diameter (Inches)	Max Load (Lbs)	Tread Depth (in 32nds)	Revs / Mile	UTQG	ORIGINAL EQUIPMENT FITMENT - 2024
Assurance CS Fuel Max														
225/65R17	102H	SL	VSB	755667383	222526	6.0 - 8.0	6.5	9.0	28.5	1874	10	733	600 A B	NISSAN ROGUE (2014 - 2020)
255/65R18	111T	SL	VSB	755907383	233322	7.0 - 9.0	7.5	10.2	31.1	2403	10	673	600 A B	BUICK ENCLAVE (2018 - 2024)

NOTE: When replacing a vehicle's original equipment light truck tires with passenger car tires, the load on each replacement car tire must not exceed the maximum load stamped on the replacement car tire sidewall divided by 1.10.

*For more complete information, go to Tire-HQ™ at www.tire-hq.com or contact your Goodyear representative.

All tires include Nationwide Warranty Service and Online Tire Registration. Nationwide Warranty Service Link: https://www.goodyear.com/en_US/support/tire-warranty.html

Online Tire Registration Link: https://www.goodyear.com/en_US/support/register-tires.html

ASSURANCE® RANGEMAX



TREAD DESIGN "A"



TREAD DESIGN "B"



All-Season



Chosen as Original Equipment
by Global Vehicle Manufacturers

ASSURANCE RANGEMAX SPECIFICATIONS

Size	Service Description	Load Range	Sidewall	Product Code	Material Number	Approved Rim Widths (Inches)	Measuring Rim Width (Inches)	Section Width (Inches)	Overall Diameter (Inches)	Max Load (Lbs)	Tread Depth (in 32nds)	Revs / Mile	UTQG	ORIGINAL EQUIPMENT FITMENT- 2024
Assurance RangeMax														
^205/65R16	95H	SL	VSB	105003001	245967	5.5 - 7.5	6.0	8.2	26.5	1521	8	790	580 A A	TOYOTA CAMRY HYBRID (2024 - 2024)
#235/45R21	101H	XL	VSB	105001001	243755	7.5 - 9.0	8.0	9.3	29.3	1819	10	713	540 A A	VOLKSWAGEN ID.4 (2023 - 2024)
#255/40R21	102H	XL	VSB	105002001	243759	8.5 - 10.0	9.0	10.2	29.0	1874	10	720	540 A A	VOLKSWAGEN ID.4 (2023 - 2024)

Do not attempt to mount 16" rim diameter tires on 16.5" rim diameter wheels; this may result in serious injury or death.

^ Tread Design "A"
Tread Design "B"

*For more complete information, go to Tire-HQ™ at www.tire-hq.com or contact your Goodyear representative.

All tires include Nationwide Warranty Service and Online Tire Registration. Nationwide Warranty Service Link: https://www.goodyear.com/en_US/support/tire-warranty.html
Online Tire Registration Link: https://www.goodyear.com/en_US/support/register-tires.html

ASSURANCE® ALL-SEASON

A Practical Tire for Confident All-Season Traction with Long-Lasting Treadwear



FEATURES	BENEFITS
1. Multiple biting edges	Offer great all-season traction in wet, dry and snowy conditions
2. Wide tread grooves	Help evacuate water and slush for enhanced wet traction
3. Optimized tread pattern	Reduces road noise for a quieter ride
4. Large stable shoulder blocks	For confident dry and wet handling

65000*
MILE TREAD LIFE
LIMITED WARRANTY

105,000 Kilometer
Tread Life
Limited Warranty



All-Season

*For more complete information, go to Tire-HQ™ at www.tire-hq.com or contact your Goodyear representative.

All tires include Nationwide Warranty Service and Online Tire Registration. Nationwide Warranty Service Link: https://www.goodyear.com/en_US/support/tire-warranty.html
Online Tire Registration Link: https://www.goodyear.com/en_US/support/register-tires.html

ASSURANCE ALL-SEASON SPECIFICATIONS

Size	Service Description	Load Range	Sidewall	Product Code	Material Number	Approved Rim Widths (Inches)	Measuring Rim Width (Inches)	Section Width (Inches)	Overall Diameter (Inches)	Max Load (Lbs)	Tread Depth (in 32nds)	Revs / Mile	UTQG
Assurance All-Season													
185/65R14	86T	SL	VS	407106374	224948	5.0 - 6.5	5.5	7.4	23.5	1168	9	889	600 A B
185/60R15	84T	SL	VS	407739374	224956	5.0 - 6.5	5.5	7.5	23.8	1102	9	878	600 A B
185/65R15	88T	SL	VS	407259374	224943	5.0 - 6.5	5.5	7.4	24.5	1235	9	853	600 A B
195/60R15	88T	SL	VS	407740374	224937	5.5 - 7.0	6.0	7.9	24.2	1235	9	864	600 A B
195/65R15	91T	SL	VS	407477374	224932	5.5 - 7.0	6.0	7.9	25.0	1356	9	836	600 A B
205/65R15	94T	SL	VS	407478374	224946	5.5 - 7.5	6.0	8.3	25.5	1477	9	820	600 A B
205/70R15	96T	SL	VS	407785374	224952	5.0 - 7.0	6.0	8.2	26.3	1565	9	795	600 A B
195/55R16	87T	SL	VS	407787374	224955	5.5 - 7.0	6.0	7.9	24.4	1201	9	857	600 A B
205/50R16	87H	SL	VS	407788374	226973	5.5 - 7.5	6.5	8.4	24.1	1201	9	867	600 A B
205/55R16	91H	SL	VS	407781374	224930	5.5 - 7.5	6.5	8.4	24.9	1356	9	839	600 A B
205/60R16	92T	SL	VS	407212374	224939	5.5 - 7.5	6.0	8.2	25.7	1389	9	813	600 A B
205/65R16	95H	SL	VS	407780374	226974	5.5 - 7.5	6.0	8.2	26.5	1521	9	789	600 A B
215/55R16	93H	SL	VS	407525374	226977	6.0 - 7.5	7.0	8.9	25.3	1433	9	827	600 A B
215/60R16	95T	SL	VS	407562374	224931	6.0 - 7.5	6.5	8.7	26.1	1521	9	801	600 A B
215/65R16	98T	SL	VS	407016374	224947	6.0 - 7.5	6.5	8.7	27.0	1653	9	774	600 A B
215/70R16	100T	SL	VS	407782374	224938	5.5 - 7.0	6.5	8.7	27.9	1764	9	749	600 A B
225/55R16	95H	SL	VS	407165374	226991	6.0 - 8.0	7.0	9.2	25.8	1521	9	810	600 A B
225/60R16	98T	SL	VS	407715374	224936	6.0 - 8.0	6.5	9.0	26.6	1653	9	786	600 A B
225/65R16	100T	SL	VS	407786374	224953	6.0 - 8.0	6.5	9.0	27.5	1764	9	760	600 A B
225/70R16	103T	SL	VS	407378374	226993	6.0 - 7.5	6.5	9.0	28.4	1929	9	736	600 A B
235/60R16	100T	SL	VS	407784374	224951	6.5 - 8.5	7.0	9.5	27.1	1764	9	771	600 A B
235/65R16	103T	SL	VS	407207374	224944	6.5 - 8.5	7.0	9.5	28.0	1929	9	746	600 A B
235/70R16	106T	SL	VS	407866374	232861	6.0 - 8.0	7.0	9.5	29.0	2094	9	721	600 A B
205/50R17	89V	SL	VS	407582374	234167	5.5 - 7.5	6.5	8.4	25.1	1279	9	832	600 A B
215/45R17	87V	SL	VS	407568374	236547	7.0 - 8.0	7.0	8.4	24.7	1201	9	848	600 A B
215/50R17	91V	SL	VS	407790374	226976	6.0 - 7.5	7.0	8.9	25.5	1356	9	820	600 A B
215/55R17	94H	SL	VS	407213374	224933	6.0 - 7.5	7.0	8.9	26.3	1477	9	795	600 A B
215/60R17	96T	SL	VS	407348374	224954	6.0 - 7.5	6.5	8.7	27.2	1565	9	768	600 A B
215/65R17	99T	SL	VS	407719374	226979	6.0 - 7.5	6.5	8.7	28.0	1709	9	746	600 A B
225/45R17	91V	SL	VS	407003374	236546	7.0 - 8.5	7.5	8.9	25.0	1356	9	837	600 A B
225/50R17	94V	SL	VS	407372374	229734	6.0 - 8.0	7.0	9.2	25.9	1477	9	807	600 A B
225/55R17	97T	SL	VS	407726374	224941	6.0 - 8.0	7.0	9.2	26.8	1609	9	780	600 A B
225/60R17	99T	SL	VS	407723374	224940	6.0 - 8.0	6.5	9.0	27.6	1709	9	757	600 A B
225/65R17	102T	SL	VS	407285374	224934	6.0 - 8.0	6.5	9.0	28.5	1874	9	733	600 A B
235/55R17	99T	SL	VS	407599374	226994	6.5 - 8.5	7.5	9.7	27.2	1709	9	768	600 A B
235/60R17	102T	SL	VS	407323374	224950	6.5 - 8.5	7.0	9.5	28.1	1874	9	744	600 A B
235/65R17	104T	SL	VS	407722374	224942	6.5 - 8.5	7.0	9.5	29.1	1984	9	718	600 A B
225/45R18	91V	SL	VS	407938374	236631	7.0 - 8.5	7.5	8.9	25.9	1356	9	806	600 A B
225/55R18	98H	SL	VS	407867374	232863	6.0 - 8.0	7.0	9.2	27.8	1653	9	753	600 A B
225/60R18	100H	SL	VS	407795374	226992	6.0 - 8.0	6.5	9.0	28.6	1764	9	731	600 A B
235/45R18	94V	SL	VS	407991374	236634	7.5 - 9.0	8.0	9.3	26.3	1477	9	793	600 A B
235/50R18	97H	SL	VS	407004374	236550	6.5 - 8.5	7.5	9.7	27.3	1609	10	766	600 A B
235/55R18	100H	SL	VS	407826374	232862	6.5 - 8.5	7.5	9.7	28.2	1764	9	742	600 A B
235/60R18	103H	SL	VS	407815374	236549	6.5 - 8.5	7.0	9.5	29.1	1929	9	718	600 A B
235/65R18	106H	SL	VS	407885374	236632	6.5 - 8.5	7.0	9.5	30.0	2094	9	696	600 A B
245/45R18	96V	SL	VS	407005374	236633	7.5 - 9.0	8.0	9.6	26.7	1565	10	784	600 A B
245/60R18	105H	SL	VS	407819374	236639	7.0 - 8.5	7.0	9.8	29.6	2039	10	707	600 A B
225/55R19	99V	SL	VS	407930374	236635	6.0 - 8.0	7.0	9.2	28.8	1709	9	726	600 A B
235/55R19	101H	SL	VS	407924374	234168	6.5 - 8.5	7.5	9.7	29.2	1819	9	716	600 A B
245/55R19	103V	SL	VS	407971374	236638	7.0 - 8.5	7.5	10.0	29.7	1929	10	705	600 A B
245/50R20	102H	SL	VS	407870374	236636	7.0 - 8.5	7.5	10.0	29.7	1874	9	704	600 A B
255/50R20	105H	SL	VS	407006374	236637	7.0 - 9.0	8.0	10.4	30.1	2039	9	695	600 A B

Do not attempt to mount 16" rim diameter tires on 16.5" rim diameter wheels; this may result in serious injury or death.

INTEGRITY®

A Quality Tire for Everyday Driving That Helps Provide Sturdy All-Season Traction



FEATURES

1. Solid centerline rib
2. High-tensile steel belts
3. All-season tread compound

BENEFITS

- Helps provide a quiet ride and enhanced tread life
- Offer enhanced toughness and reliability
- Helps provide good traction



All-Season



Chosen as Original Equipment
by Global Vehicle Manufacturers

INTEGRITY SPECIFICATIONS

Size	Service Description	Load Range	Sidewall	Product Code	Material Number	Approved Rim Widths (Inches)	Measuring Rim Width (Inches)	Section Width (Inches)	Overall Diameter (Inches)	Max Load (Lbs)	Tread Depth (in 32nds)	Revs / Mile	UTQG	ORIGINAL EQUIPMENT FITMENT- 2024
185/55R15	82T	SL	VSB	402602047	217110	5.0 - 6.5	5.0	7.6	23.0	1047	9	908	460 A B	CHEVROLET SPARK (2013 - 2017)
225/65R17	101S	SL	VSB	402479047	187258	6.0 - 8.0	6.5	9.0	28.5	1819	10	733	460 A B	

*For more complete information, go to Tire-HQ™ at www.tire-hq.com or contact your Goodyear representative.

All tires include Nationwide Warranty Service and Online Tire Registration. Nationwide Warranty Service Link: https://www.goodyear.com/en_US/support/tire-warranty.html

Online Tire Registration Link: https://www.goodyear.com/en_US/support/register-tires.html



CONVENIENCE SPARES

Engineered for Original Equipment Fitments

Designed for space savings to help maximize cargo space and light weight construction to ease spare tire changes



Chosen as Original Equipment by Global Vehicle Manufacturers

CONVENIENCE SPARES SPECIFICATIONS

Size	Service Description	Load Range	Sidewall	Product Code	Material Number	Approved Rim Widths (Inches)	Measuring Rim Width (Inches)	Section Width (Inches)	Overall Diameter (Inches)	Max Load (Lbs)	Tread Depth (in 32nds)	Revs / Mile	ORIGINAL EQUIPMENT FITMENT- 2024
Convenience Spares													
T125/70D16	96M	SL	SBL	818030267	246884	3.5 - 4.0	4.0	5.2	22.9	1565	5	907	NISSAN SENTRA (2023 - 2024)
T135/70D17	92M	LL	SBL	818401450	203037	4.0 - 4.0	4.0	5.4	24.5	1389	5	853	NISSAN JUKE (2006 - 2024)
T135/80D17	103M	SL	SBL	818150253	191855	4.0 - 4.5	4.0	5.4	25.5	1929	4	808	HONDA ACCORD (2004 - 2024)
T145/80D17	97M	LL	SBL	818070253	184759	4.0 - 4.0	4.0	5.7	26.1	1609	4	790	NISSAN MAXIMA (2003 - 2023)
T155/70D17	110M	SL	SBL	818024253	205334	4.0 - 4.0	4.0	6.0	25.6	2337	5	837	TOYOTA AVALON (2007 - 2024)
T155/80D17	101M	LL	SBL	818006253	233509	4.0 - 5.5	4.0	6.0	26.8	1819	5	781	TOYOTA COROLLA CROSS (2021 - 2024)
T165/80D17	104M	LL	SBL	818002262	222644	4.0 - 4.0	4.0	6.3	27.4	1984	5	754	JEEP CHEROKEE (2013 - 2022)
T165/80D17	104M	LL	SBL	818370253	199157	4.0 - 4.0	4.0	6.3	27.4	1984	5	754	HONDA PASSPORT (2008 - 2024)
T145/80D18	99M	LL	SBL	818022253	191206	4.0 - 4.0	4.0	5.7	27.2	1709	4	765	CHRYSLER 300 (2004 - 2023)
T155/85D18	115M	SL	SBL	818027253	235910	4.0 - 4.0	4.0	5.9	28.1	2679	5	756	ACURA MDX (2020 - 2024)
T175/90D18	111M	LL	SBL	818025267	215198	4.5 - 4.5	4.5	6.8	30.4	2403	4	684	JEEP GRAND CHEROKEE (2010 - 2022)
Purpose Built Spare													
P235/85R17	113S	SL	BL	769268253	206977	7.0 - 7.0	7.0	10.0	32.4	2535	5	640	RAM 1500 (2008 - 2024)
245/75R17	112S	SL	SBL	769029450	248249	6.5 - 8.0	7.0	9.8	31.5	2469	4	652	TOYOTA TACOMA (2023 - 2024)
245/70R18	110S	SL	SBL	769007543	231850	6.5 - 8.0	7.5	9.7	31.4	2337	5	652	RAM 1500 (2018 - 2024)

Do not attempt to mount 16" rim diameter tires on 16.5" rim diameter wheels; this may result in serious injury or death.

*For more complete information, go to Tire-HQ™ at www.tire-hq.com or contact your Goodyear representative.

All tires include Nationwide Warranty Service and Online Tire Registration. Nationwide Warranty Service Link: https://www.goodyear.com/en_US/support/tire-warranty.html

Online Tire Registration Link: https://www.goodyear.com/en_US/support/register-tires.html

PERFORMANCE



	Eagle® F1 SuperCar® 3R	Eagle® F1 SuperCar® 3	Eagle Exhilarate®	Eagle® Sport All-Season Family	Eagle® Touring Family
	Streetable Track/ Dry Traction Focus	Summer Tire	Exceptional Wet Traction	Dependable Grip and Handling in All-Seasons	Quiet, Luxury Performance
UHP Summer/ Track	●				
UHP Summer		●			
UHP All-Season			●	●	
Sport Touring					●
UTQG	100 A A	220 A A	500 A A	400 A A – 560 A A	350 A A - 560 A A*
60-Day Satisfaction Guarantee†					
Tread Life Limited Warranty†			45,000 MI / 75,000 KM	50,000 MI / 80,000 KM**	
# of Sizes	23	26	54	74	41
Speed Rating	Y, (Y)	Y, (Y)	W, Y	H, V, W	H, V, W
Rim Sizes	15", 17" - 20"	17" - 20"	17" - 22"	16" - 22"	18" - 22"
Load Range	SL, XL	SL, XL	SL, XL	SL, XL	SL, XL

* UTQG rating varies based on size.

** Warranty mileage and kilometer varies based on size.

† For complete product and warranty details, please visit www.goodyear.com/en_US/support/tire-warranty/tread-life.html.
For more complete information, go to Tire-HQ™ at www.tire-hq.com or contact your Goodyear representative.



Sport Performance

EcoReady®

Choose a path to a more sustainable future with Goodyear® EcoReady®. Innovatively engineered using 70% sustainable-materials² and sporting an asymmetric tread pattern, these tires help grip in wet and dry conditions.



Goodyear 60-Day Satisfaction Guarantee**

More Sustainably Designed with Performance In Mind

High-Performing 70%¹ Sustainable-Material² Tire

Engineered with soybean oil to reduce petroleum-based oil, high-quality rice husk ash silica to help reduce waste going to landfill and sustainably sourced natural rubber.



3



Confident Grip in Rain or Shine

Asymmetric tread design provides stability in dry conditions and helps maintain grip in wet conditions.

Feel at Ease with Reduced Noise

Unique tread pattern designed with contoured edges offers a quieter ride.



Scan or click here to watch a video on this product.

1. All anticipated sizes contain at least 70% sustainable material content.

2. Goodyear defines sustainable-material as a bio-based (defined as material of biological origin (Source: ISO 14021)); renewable; or recycled (defined as material that has been reprocessed from recovered [reclaimed] material (Source: ISO 14021)) material; or one produced using or contributing to other practices designed to promote resource conservation and/or emissions reductions, including ISCC PLUS mass-balance (defined as a certification verifying our capability to track the amount and sustainability characteristics of circular and/or bio-based material in the value chain and attribute it based on verifiable bookkeeping (Source: www.iscc-system.org/certification/chain-of-custody/mass-balance/)) material.

3. EcoReady Technology badge indicates the use of 45% or greater sustainable-material content (calculated by weight).

** For complete product and warranty details, please visit www.goodyear.com/en_US/support/tire-warranty/tread-life.html.

For more complete information, go to Tire-HQ™ at www.tire-hq.com or contact your Goodyear representative.

Popular Fitments

Tesla Model Y, 3; Audi A8, Q3; Honda Accord; Hyundai Kona, Sonata Hybrid; Mercedes EQE; Volvo XC40; Kai K5; Toyota Camry

ECOREADY SPECIFICATIONS

Size	Service Description	Load Range	Sidewall	Product Code	Material Number	Approved Rim Widths (Inches)	Measuring Rim Width (Inches)	Section Width (Inches)	Overall Diameter (Inches)	Max Load (Lbs)	Tread Depth (in 32nds)	Revs / Mile	UTQG
EcoReady													
235/45R18	98W	XL	VSB	765002001	271362	7.5 - 9.0	8.0	9.3	26.3	1653	10	793	500 AA A
255/45R19	104W	XL	VSB	765001001	271361	8.0 - 9.5	8.5	10.0	28.1	1984	10	745	500 AA A

For more complete information, go to Tire-HQ™ at www.tire-hq.com or contact your Goodyear representative.



All-Season UHP

Eagle Exhilarate®

Unleash Your Drive. This is an all-season ultra high performance tire with strong wet braking.



Goodyear 60-Day Satisfaction Guarantee
45,000 mi / 75,000 km Tread Life Limited Warranty**


ActiveStrength™ Technology helps provide confident handling and responsiveness enabled by a lightweight construction.

Accelerate Your Drive

ActiveGrip™ Technology offers exceptional handling and traction.

Rule The Road

ActiveBraking™ Technology provides enhanced braking.



Enhanced Rim Protector

Helps guard and protect wheels from accidental curb damage.

Wear Gauge®

A tool to make it easier to track tread depth and vehicle alignment.



** For complete product and warranty details, please visit www.goodyear.com/en_US/support/tire-warranty/tread-life.html.
 For more complete information, go to Tire-HQ™ at www.tire-hq.com or contact your Goodyear representative.

Popular Fitments

Ford Mustang GT Fastback, Chevrolet Camaro ZL1, BMW 4-Series, Dodge Challenger SRT, Audi S5, Cadillac CTS-V

EAGLE EXHILARATE SPECIFICATIONS

Size	Service Description	Load Range	Load Sidewall	Product Code	Material Number	Approved Rim Widths (Inches)	Measuring Rim Width (Inches)	Section Width (Inches)	Overall Diameter (Inches)	Max Load (Lbs)	Tread Depth (in 32nds)	Revs / Mile	UTQG
Eagle Exhilarate													
205/45ZR17	88W	XL	VS	104057568	242531	6.5 - 7.5	7.0	8.1	24.3	1235	10	862	500 AA A
215/45ZR17	91W	XL	VS	104001568	236254	7.0 - 8.0	7.0	8.4	24.7	1356	10	848	500 AA A
225/45ZR17	94W	XL	VS	104004568	236257	7.0 - 8.5	7.5	8.9	25.0	1477	10	837	500 AA A
235/45ZR17	97W	XL	VS	104045568	239684	7.5 - 9.0	8.0	9.3	25.4	1609	10	824	500 AA A
245/45ZR17	99Y	XL	VS	104014568	236269	7.5 - 9.0	8.0	9.6	25.7	1709	10	814	500 AA A
215/45ZR18	93Y	XL	VS	104046568	239685	7.0 - 8.0	7.0	8.4	25.6	1433	10	815	500 AA A
225/40ZR18	92Y	XL	VS	104002568	236255	7.5 - 9.0	8.0	9.1	25.1	1389	10	833	500 AA A
225/45ZR18	95Y	XL	VS	104005568	236258	7.0 - 8.5	7.5	8.9	25.9	1521	10	806	500 AA A
225/50ZR18	95W	SL	VS	104007568	236260	8.0 - 9.0	7.0	9.2	26.9	1521	10	777	500 AA A
235/40ZR18	95Y	XL	VS	104009568	236262	8.0 - 9.5	8.5	9.5	25.4	1521	10	823	500 AA A
235/45ZR18	98Y	XL	VS	104059568	249961	7.5 - 9.0	8.0	9.3	26.3	1653	10	793	500 AA A
245/35ZR18	92Y	XL	VS	104010568	236264	8.0 - 9.5	8.5	9.8	24.8	1389	10	844	500 AA A
245/40ZR18	97Y	XL	VS	104011568	236266	8.0 - 9.5	8.5	9.8	25.7	1609	10	813	500 AA A
245/45ZR18	100Y	XL	VS	104015568	236270	7.5 - 9.0	8.0	9.6	26.7	1764	10	784	500 AA A
255/35ZR18	94Y	XL	VS	104018568	236273	8.5 - 10.0	9.0	10.2	25.0	1477	10	836	500 AA A
255/40ZR18	99Y	XL	VS	104020568	236275	8.5 - 10.0	9.0	10.2	26.0	1709	10	803	500 AA A
275/35ZR18	95Y	SL	VS	104027568	236282	9.0 - 11.0	9.5	10.9	25.6	1521	10	818	500 AA A
275/40ZR18	99Y	SL	VS	104028568	236283	9.0 - 11.0	9.5	10.9	26.7	1709	10	784	500 AA A
225/40ZR19	93Y	XL	VS	104003568	236256	7.5 - 9.0	8.0	9.1	26.1	1433	10	801	500 AA A
225/45ZR19	96W	XL	VS	104006568	236259	7.0 - 8.5	7.5	8.9	27.0	1565	10	775	500 AA A
235/35ZR19	91Y	XL	VS	104008568	236261	8.0 - 9.5	8.5	9.5	25.5	1356	10	821	500 AA A
235/40ZR19	96Y	XL	VS	104033568	236299	8.0 - 9.5	8.5	9.5	26.4	1565	10	791	500 AA A
245/35ZR19	93Y	XL	VS	104036568	236470	8.0 - 9.5	8.5	9.8	25.8	1433	10	810	500 AA A
245/40ZR19	98Y	XL	VS	104012568	236267	8.0 - 9.5	8.5	9.8	26.7	1653	10	782	500 AA A
245/45ZR19	102Y	XL	VS	104016568	236271	7.5 - 9.0	8.0	9.6	27.7	1874	10	755	500 AA A
245/50ZR19	105W	XL	VS	104039568	237477	7.0 - 8.5	7.5	10.0	28.7	2039	10	728	500 AA A
255/35ZR19	96Y	XL	VS	104019568	236274	8.5 - 10.0	9.0	10.2	26.0	1565	10	803	500 AA A
255/40ZR19	100Y	XL	VS	104021568	236276	8.5 - 10.0	9.0	10.2	27.1	1764	10	773	500 AA A
255/45ZR19	104Y	XL	VS	104022568	236277	8.0 - 9.5	8.5	10.0	28.1	1984	10	745	500 AA A
255/50ZR19	107W	XL	VS	104023568	236278	7.0 - 9.0	8.0	10.4	29.1	2149	10	718	500 AA A
255/55ZR19	111Y	XL	VS	104053568	239692	7.0 - 9.0	8.0	10.4	30.0	2403	10	696	500 AA A
265/35ZR19	98Y	XL	VS	104024568	236279	9.0 - 10.5	9.5	10.7	26.3	1653	10	793	500 AA A
275/35ZR19	100Y	XL	VS	104034568	236300	9.0 - 11.0	9.5	10.9	26.6	1764	10	787	500 AA A
275/40ZR19	101Y	SL	VS	104049568	239688	9.0 - 11.0	9.5	11.0	27.7	1819	10	755	500 AA A
285/35ZR19	99Y	SL	VS	104032568	236286	9.5 - 11.0	10.0	11.4	26.9	1709	10	777	500 AA A
245/35ZR20	95Y	XL	VS	104052568	239691	8.0 - 9.5	8.5	9.8	26.8	1521	10	781	500 AA A
245/40ZR20	99Y	XL	VS	104013568	236268	8.0 - 9.5	8.5	9.8	27.7	1709	10	754	500 AA A
245/45ZR20	103Y	XL	VS	104017568	236272	7.5 - 9.0	8.0	9.6	28.7	1929	10	729	500 AA A
255/35ZR20	97Y	XL	VS	104047568	239686	8.5 - 10.0	9.0	10.2	27.0	1609	10	774	500 AA A
255/40ZR20	101Y	XL	VS	104060568	249965	8.5 - 10.0	9.0	10.2	28.0	1819	10	746	500 AA A
255/45ZR20	105W	XL	VS	104048568	239687	8.0 - 9.5	8.5	10.0	29.1	2039	10	719	500 AA A
265/35ZR20	99Y	XL	VS	104025568	236280	9.0 - 10.5	9.5	10.7	27.3	1709	10	765	500 AA A
275/30ZR20	97Y	XL	VS	104026568	236281	9.0 - 10.5	9.5	10.9	26.5	1609	10	787	500 AA A
275/35ZR20	102Y	XL	VS	104035568	236301	9.0 - 11.0	9.5	10.9	27.6	1874	10	758	500 AA A
275/40ZR20	106Y	XL	VS	104029568	236284	9.0 - 11.0	9.5	10.9	28.7	2094	10	729	500 AA A
275/45ZR20	110Y	XL	VS	104030568	236285	8.5 - 10.5	9.0	10.8	29.8	2337	10	702	500 AA A
285/30ZR20	99Y	XL	VS	104056568	239695	9.5 - 11.0	10.0	11.4	26.8	1709	10	781	500 AA A
285/35ZR20	104Y	XL	VS	104055568	239694	9.5 - 11.0	10.0	11.4	27.9	1984	10	750	500 AA A
295/40ZR20	106Y	SL	VS	104051568	239690	10.0 - 11.5	10.5	11.9	29.3	2094	10	714	500 AA A
315/35ZR20	110Y	XL	VS	104054568	239693	10.5 - 12.5	11.0	12.6	28.7	2337	10	729	500 AA A
295/35ZR21	107Y	XL	VS	104050568	239689	10.0 - 11.5	11.0	11.9	29.1	2149	10	718	500 AA A
295/40ZR21	111W	XL	VS	104044568	239683	10.0 - 11.5	11.0	11.9	30.3	2403	10	690	500 AA A
265/40ZR22	106Y	XL	VS	104042568	239681	9.0 - 10.5	9.5	10.7	30.4	2094	10	689	500 AA A
275/40ZR22	108Y	XL	VS	104058568	247067	9.0 - 11.0	9.5	10.9	30.7	2205	10	681	500 AA A

For more complete information, go to Tire-HQ™ at www.tire-hq.com or contact your Goodyear representative.

EAGLE® SPORT ALL-SEASON

(Select sizes with ROF/SoundComfort Technology®)

A Powerful Sport Performance Tire with Enhanced Responsive Handling and Strong Grip in All-Season Conditions



FEATURES	BENEFITS
1. Proven tread pattern	Offers both responsive handling and exceptional all-season grip
2. Innovative tread compound	Offers outstanding wet and dry performance, with enhanced grip in ice and snow
3. Full-depth sipes	Offer biting edges for confident grip as the tire wears
4. Rim protector	Helps protect wheels against accidental curb damage

- 1. Proven tread pattern

- 2. Innovative tread compound

- 3. Full-depth sipes

- 4. Rim protector

- Offers both responsive handling and exceptional all-season grip

- Offers outstanding wet and dry performance, with enhanced grip in ice and snow

- Offer biting edges for confident grip as the tire wears

- Helps protect wheels against accidental curb damage

50000*
MILE TREAD LIFE
LIMITED WARRANTY

80,000 Kilometer
Tread Life
Limited Warranty

* Excluding RunOnFlat
and SoundComfort
Technology®



All-Season



Dry Traction



Ultra Wet
Traction



Cornering
Stability



Steering
Responsiveness



Chosen as Original Equipment
by Global Vehicle Manufacturers

*For more complete information, go to Tire-HQ™ at www.tire-hq.com or contact your Goodyear representative.

All tires include Nationwide Warranty Service and Online Tire Registration. Nationwide Warranty Service Link: https://www.goodyear.com/en_US/support/tire-warranty.html

Online Tire Registration Link: https://www.goodyear.com/en_US/support/register-tires.html



EAGLE SPORT ALL-SEASON SPECIFICATIONS

Table with columns: Size, Service Description, Load Range, Sidewall, Product Code, Material Number, Approved Rim Widths (Inches), Measuring Rim Width (Inches), Section Width (Inches), Overall Diameter (Inches), Max Load (Lbs), Tread Depth (in 32nds), Revs / Mile, UTQG, ORIGINAL EQUIPMENT FITMENT- 2024. The table lists various tire sizes and specifications for different vehicle models and years.

Do not attempt to mount 16" rim diameter tires on 16.5" rim diameter wheels; this may result in serious injury or death. ROF, RunOnFlat® radial. Refer to the RunOnFlat owner's manual/limited warranty recommendations on operation at low or no air pressure. Pressure monitoring system required. Sold separately. SCT-Sound Comfort Technology

For more complete information, go to Tire-HQ™ at www.tire-hq.com or contact your Goodyear representative.

EAGLE® TOURING

(Select sizes with SoundComfort Technology®)

Confident Handling and a Smooth, Quiet Ride for Luxury Performance



FEATURES	BENEFITS
1. Optimized tire contact area with the road	For enhanced handling and responsiveness
2. Biting edges	Help to provide confident all-season traction in wet, dry and snowy conditions
3. Optimized tread pattern	Helps to quiet noise from on-road driving

All-Season	Dry Traction	Ultra Wet Traction	Cornering Stability	Steering Responsiveness



Chosen as Original Equipment
by Global Vehicle Manufacturers

*For more complete information, go to Tire-HQ™ at www.tire-hq.com or contact your Goodyear representative.

All tires include Nationwide Warranty Service and Online Tire Registration. Nationwide Warranty Service Link: https://www.goodyear.com/en_US/support/tire-warranty.html

Online Tire Registration Link: https://www.goodyear.com/en_US/support/register-tires.html

EAGLE TOURING SPECIFICATIONS

Size	Service Description	Load Range	Sidewall	Product Code	Material Number	Approved Rim Widths (Inches)	Measuring Rim Width (Inches)	Section Width (Inches)	Overall Diameter (Inches)	Max Load (Lbs)	Tread Depth (in 32nds)	Revs / Mile	UTQG	ORIGINAL EQUIPMENT FITMENT- 2024
Eagle Touring														
235/45R18	98V	XL	BLT	102964559	235479	7.5 - 9.0	8.0	9.3	26.3	1653	10	793	500 A A	HYUNDAI/ KIA KONA / SOUL (2018 - 2024)
235/60R18	103H	SL	BLT	102065595	255676	6.5 - 8.5	7.0	9.5	29.1	1929	9	718	560 A A	MERCEDES-BENZ GLC-CLASS (2022 - 2024)
235/60R18	103H	SL	BLT	102815559	254394	6.5 - 8.5	7.0	9.5	29.1	1929	8	718	560 A A	MERCEDES-BENZ GLC-CLASS (2023 - 2023)
255/60R18	108H	SL	VSBL	102017387	235671	7.0 - 9.0	7.5	10.2	30.0	2205	10	696	500 A A	HONDA PILOT (2022 - 2024)
225/55R19	103H	XL	BLT	102020559	239663	6.0 - 8.0	7.0	9.2	28.8	1929	9	726	350 A A	PORSCHE TAYCAN (2019 - 2024)
225/55R19	103H	XL	BLT	102049559	244222	6.0 - 8.0	7.0	9.2	28.8	1929	9	726	400 A A	VINFAST VF8 (2022 - 2024)
225/55R19	103H	XL	BLT	102060559	249013	6.0 - 8.0	7.0	9.2	28.8	1929	9	726	400 A A	VINFAST VF8 (2023 - 2024)
235/40R19	96V	XL	VSBL	102918387	230743	8.0 - 9.5	8.5	9.5	26.4	1565	8	791	500 A A	HONDA ACCORD (2018 - 2023)
245/40R19	94W	SL	VSBL	102972387	233645	8.0 - 9.5	8.5	9.8	26.7	1477	10	782	500 A A	NISSAN MAXIMA (2018 - 2023)
245/45R19	98V	SL	VSBL	102839387	225220	7.5 - 9.0	8.0	9.6	27.7	1653	9	755	500 A A	CADILLAC CT6 (2017 - 2020)
245/45R19	98W	SL	VSBL	102015387	238641	7.5 - 9.0	8.0	9.6	27.7	1653	9	755	500 A A	TESLA MODEL S (2019 - 2020)
255/60R19	109H	SL	BLT	102892559	244710	7.0 - 9.0	7.5	10.2	31.1	2271	10	673	400 A A	
275/45R19	108H	XL	BLT	102021559	239664	8.5 - 10.5	9.0	10.8	28.8	2205	9	726	350 A A	PORSCHE TAYCAN (2019 - 2024)
235/55R20	102V	SL	VSBL	102928387	233110	6.5 - 8.5	7.5	9.7	30.2	1874	9	693	500 A A	TOYOTA HIGHLANDER (2020 - 2023)
235/60R20	108H	XL	BLT	102045559	243633	6.5 - 8.5	7.0	9.4	31.1	2205	9	672	400 A A	BMW ix (2022 - 2023)
245/40R20	95W	SL	VSBL	102850387	230732	8.0 - 9.5	8.5	9.8	27.7	1521	9	754	500 A A	CADILLAC CT6 (2017 - 2020)
245/40R20	99W	XL	VSBL	102997387	234794	8.0 - 9.5	8.5	9.8	27.7	1709	10	754	500 A A	LINCOLN CONTINENTAL (2018 - 2021)
245/45R20	103V	XL	BLT	102061559	249014	7.5 - 9.0	8.0	9.6	28.7	1929	9	729	400 A A	VINFAST VF8 (Plus) / VF7 (Plus) (2022 - 2024)
245/45R20	99V	SL	VSBL	102035387	241810	7.5 - 9.0	8.0	9.6	28.7	1709	10	729	500 A A	MAZDA CX-50 (2022 - 2023)
255/45R20	101H	SL	BLT	102043559	243244	8.0 - 9.5	8.5	10.0	29.1	1819	9	719	560 A A	MERCEDES-BENZ EQS-CLASS (2021 - 2024)
255/45R20	105H	XL	BLT	102044559	243245	8.0 - 9.5	8.5	10.0	29.1	2039	9	719	560 A A	MERCEDES-BENZ EQS-CLASS (2021 - 2024)
255/45R20	105W	XL	BLT	102059387	247997	8.0 - 9.5	8.5	10.0	29.1	2039	9	719	560 A A	MASERATI GRECALE (2022 - 2024)
265/45R20	104V	SL	BLT	102011387	237500	8.5 - 10.0	9.0	10.5	29.4	1984	9	712	400 A A	PORSCHE MACAN FACELIFT (2018 - 2021)
295/40R20	106V	SL	BLT	102012387	237631	10.0 - 11.5	10.5	11.9	29.3	2094	9	714	400 A A	PORSCHE MACAN FACELIFT (2018 - 2021)
295/40R20	110W	XL	BLT	102058559	248915	10.0 - 11.5	10.5	11.9	29.3	2337	9	714	560 A A	MASERATI GRECALE (2022 - 2024)
235/50R21	101V	SL	B01	102048641	241171	6.5 - 8.5	7.5	10.0	30.3	1819	9	676	500 A A	LEXUS RX (2022 - 2024)
255/50R21	109H	XL	BLT	102062559	254079	7.0 - 9.0	8.0	10.4	31.1	2271	9	673	400 A A	BMW i-NEXT (2021 - 2024)
265/35R21	101H	XL	BLT	102041559	243205	9.0 - 10.5	9.5	10.7	28.3	1819	9	738	400 A A	PORSCHE TAYCAN (2019 - 2024)
305/30R21	104H	XL	BLT	102042559	243206	10.5 - 11.5	11.0	12.3	28.2	1984	8	740	350 A A	PORSCHE TAYCAN (2019 - 2024)
275/40R22	107W	XL	VSBL	102994387	232902	9.0 - 11.0	9.5	10.9	30.7	2149	11	681	500 A A	LINCOLN NAVIGATOR (2019 - 2024)
285/45R22	114H	XL	VSBL	102863387	228472	9.0 - 10.5	9.5	11.2	32.1	2601	10	651	500 A A	JEEP WAGONEER / GRAND WAGONEER (2022 - 2022)
Eagle Touring ROF														
255/55R18	109H	XL	BLT	102063595	254395	7.0 - 9.0	8.0	10.4	29.0	2271	9	720	560 A A	MERCEDES-BENZ GLC-CLASS (2022 - 2024)
Eagle Touring ROF SCT														
265/40R21	105H	XL	BLT	102033628	242903	9.0 - 10.5	9.5	10.7	29.3	2039	8	713	500 A A	MERCEDES-BENZ EQE-CLASS (2023 - 2023)
275/45R21	110H	XL	BLT	102032628	242905	8.5 - 10.5	9.5	10.8	30.8	2337	8	680	500 A A	MERCEDES-BENZ EQS-CLASS (2022 - 2024)
Eagle Touring SCT														
245/40R19	94W	SL	VSBL	102972396	236073	8.0 - 9.5	8.5	9.8	26.7	1477	10	782	500 A A	NISSAN MAXIMA (2019 - 2023)
245/45R19	98W	SL	VSBL	102015578	238703	7.5 - 9.0	8.0	9.6	27.7	1653	9	755	500 A A	TESLA MODEL S (2016 - 2021)
245/40R20	99W	XL	VSBL	102003387	237458	8.0 - 9.5	8.5	9.8	27.7	1709	10	754	500 A A	LINCOLN CONTINENTAL (2019 - 2020)
255/50R21	109H	XL	BLT	102046642	244203	7.0 - 9.0	8.0	10.4	31.1	2271	9	673	400 A A	BMW i-NEXT (2021 - 2024)
255/45R22	107H	XL	BLT	102054642	272157	8.0 - 9.5	8.5	10.0	31.1	2149	11	673	400 A A	LINCOLN NAUTILUS (2023 - 2024)
275/40R22	107W	XL	VSBL	102994396	236896	9.0 - 11.0	9.5	10.9	30.7	2149	11	681	500 A A	LINCOLN AVIATOR (2020 - 2023)

ROF, RunOnFlat® radial. Refer to the RunOnFlat owner's manual/limited warranty recommendations on operation at low or no air pressure. Pressure monitoring system required. Sold separately.
 SCT-Sound Comfort Technology

EAGLE® LS-2

(Select sizes with R0F)

A Quality Performance Tire for a Smooth, Quiet Ride and Confident Cornering in Any Season



FEATURES	BENEFITS
1. Wide circumferential grooves	Help efficiently evacuate water from beneath the tread
2. Special tread block sequence	Helps enhance handling and traction and reduces tread noise
3. Premium sidewall styling	Contemporary appearance



All-Season



Dry Traction



Ultra Wet Traction



Cornering Stability



Steering Responsiveness



Chosen as Original Equipment
by Global Vehicle Manufacturers

*For more complete information, go to Tire-HQ™ at www.tire-hq.com or contact your Goodyear representative.

All tires include Nationwide Warranty Service and Online Tire Registration. Nationwide Warranty Service Link: https://www.goodyear.com/en_US/support/tire-warranty.html
Online Tire Registration Link: https://www.goodyear.com/en_US/support/register-tires.html

EAGLE LS-2 SPECIFICATIONS

Size	Service Description	Load Range	Load Sidewall	Product Code	Material Number	Approved Rim Widths (Inches)	Measuring Rim Width (Inches)	Section Width (Inches)	Overall Diameter (Inches)	Max Load (Lbs)	Tread Depth (in 32nds)	Revs / Mile	UTQG	ORIGINAL EQUIPMENT FITMENT- 2024
Eagle LS-2														
P195/65R15	89S	SL	VS	706648163	204487	5.5 - 7.0	6.0	7.9	25.0	1279	9	836	400 A B	TOYOTA COROLLA (2013 - 2013)
P205/70R16	96T	SL	VS	706611163	201952	5.0 - 7.0	6.0	8.2	27.3	1565	11	765	400 A B	JEEP PATRIOT (2013 - 2017)
225/55R17	97H	SL	VS	706447163	222799	6.0 - 8.0	7.0	9.2	26.8	1609	10	781	400 A A	ACURA TLX (2015 - 2020)
225/50R18	95H	SL	VS	706171163	222839	6.0 - 8.0	7.0	9.2	26.9	1521	10	777	400 A A	ACURA TLX (2015 - 2020)
P225/55R18	97H	SL	VS	706569163	198303	6.0 - 8.0	7.0	9.2	27.8	1609	10	753	400 A A	
235/45R18	94V	SL	VS	706038163	218855	7.5 - 9.0	8.0	9.3	26.3	1477	10	793	400 A A	FORD FUSION (2013 - 2020)
235/45R18	94V	SL	VS	706588163	232316	7.5 - 9.0	8.0	9.3	26.3	1477	10	793	400 A A	FORD FUSION (2011 - 2020)
P235/50R18	97H	SL	VS	706018163	218905	6.5 - 8.5	7.5	9.7	27.3	1609	10	766	400 A A	BUICK LACROSSE (2014 - 2016)
245/45R18	100H	XL	BL	706239308	217729	7.5 - 9.0	8.0	9.6	26.7	1764	10	784	400 A A	
255/55R18	109V	XL	BL	706939644	244202	7.0 - 9.0	8.0	10.4	29.0	2271	9	720	400 A A	PORSCHE CAYENNE (2019 - 2024)
235/55R19	101H	SL	BL	706356324	214734	6.5 - 8.5	7.5	9.7	29.2	1819	10	716	400 A A	
235/55R19	101V	SL	BL	706414308	229608	6.5 - 8.5	7.5	9.7	29.2	1819	9	716	400 A A	PORSCHE MACAN (2013 - 2024)
255/50R19	103V	SL	BL	706422308	229609	7.0 - 9.0	8.0	10.4	29.1	1929	9	718	400 A A	PORSCHE MACAN (2013 - 2024)
265/45R19	110V	XL	BL	706385308	228010	7.5 - 9.5	8.5	10.9	29.5	2337	10	709	400 A A	PORSCHE CAYENNE (2013 - 2018)
275/45R20	110V	XL	BL	706386308	228041	8.5 - 10.5	9.0	10.8	29.8	2337	10	702	400 A A	
P275/55R20	111S	SL	B02	706069165	193043	7.5 - 9.5	8.5	11.2	31.9	2403	11	655	360 A B	CHEVROLET SILVERADO (2013 - 2018)
Eagle LS-2 ROF														
205/50R17	89H	SL	BL	706795168	206176	5.5 - 7.5	6.5	8.4	25.1	1279	12	832	400 A A	
225/50R17	94H	SL	BL	706567308	218704	6.0 - 8.0	7.0	9.2	25.9	1477	10	807	400 A A	BMW X1 (2013 - 2016)
225/55R17	97V	SL	BL	706923322	217115	6.0 - 8.0	7.0	9.2	26.8	1609	10	781	400 A A	BMW 5-SERIES / 6-SERIES (2013 - 2016)
245/45R17	95H	SL	BL	706578322	212679	7.5 - 9.0	8.0	9.6	25.7	1521	10	814	400 A A	MERCEDES-BENZ E-CLASS (2013 - 2016)
245/45R18	100V	XL	BL	706440322	230327	7.5 - 9.0	8.0	9.6	26.7	1764	10	784	400 A A	BMW 5-SERIES / 6-SERIES (2013 - 2016)
245/50R18	100W	SL	BL	706088322	216489	7.0 - 8.5	7.5	10.0	27.7	1764	10	755	400 A A	BMW 7-SERIES / 5-SERIES (2009 - 2024)
255/55R18	109H	XL	VS	706999163	220018	7.0 - 9.0	8.0	10.4	29.0	2271	10	720	400 A A	BMW X5 (2014 - 2018)
235/45R19	95H	SL	BL	706377308	227808	7.5 - 9.0	8.0	9.3	27.4	1521	10	764	400 A A	MERCEDES-BENZ GLA-CLASS (2013 - 2020)
235/45R19	95H	SL	BL	706377575	237633	7.5 - 9.0	8.0	9.3	27.4	1521	10	764	400 A A	JEEP RENEGADE (2018 - 2024)
245/40R19	98V	XL	BL	706387322	228749	8.0 - 9.5	8.5	9.8	26.7	1653	10	782	400 A A	BMW 5-SERIES / 6-SERIES (2013 - 2016)
245/45R19	102V	XL	BL	706002165	255866	7.5 - 9.0	8.0	9.6	27.7	1874	9	755	400 A A	BMW 5-SERIES (2022 - 2024)
255/50R19	107H	XL	VS	706110163	220016	7.0 - 9.0	8.0	10.4	29.1	2149	10	718	400 A A	BMW X5 (2014 - 2018)

Do not attempt to mount 16" rim diameter tires on 16.5" rim diameter wheels; this may result in serious injury or death.

ROF, RunOnFlat® radial. Refer to the RunOnFlat owner's manual/limited warranty recommendations on operation at low or no air pressure. Pressure monitoring system required. Sold separately.

EAGLE RS-A®, RS-A2

A Quality Performance Tire for All-Season Traction in Dry, Wet and Snowy Conditions



FEATURES	BENEFITS
1. Unique asymmetric tread design	Helps provide enhanced traction, superb cornering and a quiet ride
2. Aggressive shoulder tread blocks and wide lateral grooves	Help enable confident handling in wet, dry or snowy conditions
3. Open circumferential grooves	Push water away to help improve grip in wet conditions



All-Season



Dry Traction



Ultra Wet Traction



Cornering Stability



Steering Responsiveness



Chosen as Original Equipment
by Global Vehicle Manufacturers



*For more complete information, go to Tire-HQ™ at www.tire-hq.com or contact your Goodyear representative.

All tires include Nationwide Warranty Service and Online Tire Registration. Nationwide Warranty Service Link: https://www.goodyear.com/en_US/support/tire-warranty.html
Online Tire Registration Link: https://www.goodyear.com/en_US/support/register-tires.html

EAGLE RS-A, RS-A2 SPECIFICATIONS

Size	Service Description	Load Range	Sidewall	Product Code	Material Number	Approved Rim Widths (Inches)	Measuring Rim Width (Inches)	Section Width (Inches)	Overall Diameter (Inches)	Max Load (Lbs)	Tread Depth (in 32nds)	Revs / Mile	UTQG	ORIGINAL EQUIPMENT FITMENT- 2024
Eagle RS-A														
195/60R15	88H	SL	VSB	732401500	214321	5.5 - 7.0	6.0	7.9	24.2	1234	10	863	260 A A	
P205/55R16	89H	SL	VSB	732170500	195751	5.5 - 7.5	6.5	8.4	24.9	1279	11	840	260 A A	HONDA CIVIC (2013 - 2015)
P205/55R16	89H	SL	VSB	732674500	204489	5.5 - 7.5	6.5	8.4	24.9	1279	10	840	260 A A	SCION XB (2013 - 2015)
P215/45R17	87W	SL	VSB	732682500	204491	7.0 - 8.0	7.0	8.4	24.7	1201	11	848	260 A A	
P215/55R17	93V	SL	VSB	732262500	217743	6.0 - 7.5	7.0	8.9	26.3	1433	10	795	260 A A	NISSAN JUKE (2013 - 2017)
P275/60R17	110H	SL	VSB	732372500	187327	7.5 - 9.5	8.0	11.0	30.0	2337	12	697	260 A A	
P225/45R18	91V	SL	VSB	732646500	203939	7.0 - 8.5	7.5	8.9	25.9	1356	11	806	260 A A	FORD FUSION (2007 - 2012)
235/55R18	100V	SL	VSB	732222500	230749	6.5 - 8.5	7.5	9.7	28.2	1764	10	742	260 A A	TOYOTA SIENNA (2013 - 2020)
P245/45R18	96V	SL	VSB	732279438	200293	7.5 - 9.0	8.0	9.6	26.7	1565	10	784	260 A A	NISSAN MAXIMA (2013 - 2015)
255/45R19	100V	SL	VSB	732016500	218968	8.0 - 9.5	8.5	10.0	28.1	1764	10	745	260 A A	FORD TAURUS (2013 - 2019)
P255/60R19	108H	SL	VSB	732587500	199486	7.0 - 9.0	7.5	10.2	31.1	2205	11	673	260 A A	BUICK ENCLAVE (2013 - 2017)
245/45R20	99V	SL	VSB	732603500	201292	7.5 - 9.0	8.0	9.6	28.7	1709	11	729	260 A A	
P245/50R20	102H	SL	VSB	732899500	206589	7.0 - 8.5	7.5	10.0	29.7	1874	10	704	260 A A	TOYOTA VENZA (2013 - 2015)
255/45R20	101V	SL	BSL	732007741	218966	8.0 - 9.5	8.5	10.0	29.1	1819	11	719	260 A A	ACURA RDX (2019 - 2023)
P255/50R20	104V	SL	VSB	732550500	196404	7.0 - 9.0	8.0	10.4	30.1	1984	10	695	260 A A	CHEVROLET TRAILBLAZER (2004 - 2009)
Eagle RS-A2														
P245/45R19	98V	SL	VSB	107172659	244647	7.5 - 9.0	8.0	9.6	27.7	1653	10	755	440 A A	CADILLAC CTS (2010 - 2021)
*P245/45R19	98V	SL	VSB	107172552	234967	7.5 - 9.0	8.0	9.6	27.7	1653	10	755	440 A A	
*P245/45R19	98V	SL	VSB	107172660	244650	7.5 - 9.0	8.0	9.6	27.7	1653	10	755	440 A A	
245/45ZR20	99Y	SL	VSB	107548343	218853	7.5 - 9.0	8.0	9.6	28.7	1709	10	729	440 A A	CHRYSLER 300 (2013 - 2023)

*Discontinued July 2023- February 2024

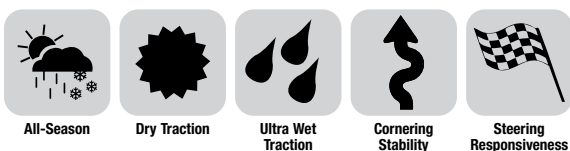
Do not attempt to mount 16" rim diameter tires on 16.5" rim diameter wheels; this may result in serious injury or death.

EAGLE RS-A® POLICE

A Quality, Pursuit-Ready Performance Tire for All-Season Traction



FEATURES	BENEFITS
1. Unique asymmetric tread design	Helps provide enhanced traction, superb cornering and a quiet ride
2. Aggressive shoulder tread blocks and wide lateral grooves	Help enable confident handling in wet, dry or snowy conditions
3. Open circumferential grooves	Push water away to help improve grip in wet conditions
4. Pursuit-ready all-season tread compound	Designed for durability and aggressive police handling



Chosen as Original Equipment
by Global Vehicle Manufacturers



EAGLE RS-A POLICE

Size	Service Description	Load Range	Load Sidewall	Product Code	Material Number	Approved Rim Widths (Inches)	Measuring Rim Width (Inches)	Section Width (Inches)	Overall Diameter (Inches)	Max Load (Lbs)	Tread Depth (in 32nds)	Revs / Mile	UTQG	ORIGINAL EQUIPMENT FITMENT- 2024
Eagle RS-A Police														
P225/60R16	97V	SL	VSB	732354148	175293	6.0 - 8.0	6.5	9.0	26.6	1609	11	785	340 A A	FORD POLICE CROWN VIC (2005 - 2005)
P225/60R16	97V	SL	VSB	732354500	103103	6.0 - 8.0	6.5	9.0	26.6	1609	12	785	260 A A	FORD POLICE CROWN VIC (2005 - 2014)
P235/55R17	98W	SL	VSB	732002500	136360	6.5 - 8.5	7.5	9.7	27.2	1653	11	769	260 A A	FORD POLICE RESPONDER (2005 - 2011)
P235/55R17	98W	SL	VSB	732297500	218651	6.5 - 8.5	7.5	9.7	27.2	1653	11	769	260 A A	CHEVROLET IMPALA POLICE (2013 - 2017)
P265/60R17	108V	SL	VSB	732523500	231944	7.5 - 9.5	8.0	10.7	29.5	2205	11	708	260 A A	CHEVROLET TAHOE POLICE (2017 - 2020)
P225/60R18	99W	SL	VSB	732312500	218769	6.0 - 8.0	6.5	9.0	28.6	1709	11	730	260 A A	DODGE CHARGER PURSUIT (2016 - 2023)
P235/50R18	99W	XL	VSB	732276500	218197	6.5 - 8.5	7.5	9.7	27.3	1709	11	766	260 A A	CHEVROLET CAPRICE POLICE (2013 - 2017)
245/55R18	103V	SL	VSB	732026500	222703	7.0 - 8.5	7.5	10.0	28.6	1929	11	730	260 A A	DODGE CHARGER PURSUIT (2015 - 2023)

Do not attempt to mount 16" rim diameter tires on 16.5" rim diameter wheels; this may result in serious injury or death.


*For more complete information, go to Tire-HQ™ at www.tire-hq.com or contact your Goodyear representative.

All tires include Nationwide Warranty Service and Online Tire Registration. Nationwide Warranty Service Link: https://www.goodyear.com/en_US/support/tire-warranty.html
Online Tire Registration Link: https://www.goodyear.com/en_US/support/register-tires.html

ELECTRICDRIVE™ GT

A Long-lasting High Performance All-Season Tire with SoundComfort Technology® and Extra Load Capacity Added for Electric Vehicles

SOUNDCOMFORT TECHNOLOGY®



Polyurethane foam bonded to the tire's inner surface helps to reduce the level of interior vehicle noise, offering passengers a quieter, more comfortable ride.



FEATURES **BENEFITS**

- 1. SoundComfort Technology®
- 2. Asymmetric tread pattern
- 4. Specialized tread compounds

- Foam within the tire cavity helps to reduce the level of interior vehicle noise
- Offers confident handling for wet or dry roads
- Offers enhanced all-season traction and long-lasting tread life

40000
MILE TREAD LIFE
LIMITED WARRANTY*

65,000 Kilometer
Tread Life
Limited Warranty



All-Season

Dry Traction

Ultra Wet Traction

Cornering Stability

Steering Responsiveness

ELECTRICDRIVE GT SPECIFICATIONS

Size	Service Description	Load Range	Sidewall	Product Code	Material Number	Approved Rim Widths (Inches)	Measuring Rim Width (Inches)	Section Width (Inches)	Overall Diameter (Inches)	Max Load (Lbs)	Tread Depth (in 32nds)	Revs / Mile	UTQG
ElectricDrive GT SCT													
235/45R18	98W	XL	VSB	484165656	244616	7.5 - 9.0	8.0	9.3	26.3	1653	10	793	500 AA A
235/40R19	96W	XL	VSB	484186656	261993	8.0 - 9.5	8.5	9.5	26.4	1565	10	791	500 AA A
255/45R19	104W	XL	VSB	484159656	244549	8.0 - 9.5	8.5	10.0	28.1	1984	10	745	500 AA A

SCT-Sound Comfort Technology

*For more complete information, go to Tire-HQ™ at www.tire-hq.com or contact your Goodyear representative.

All tires include Nationwide Warranty Service and Online Tire Registration. Nationwide Warranty Service Link: https://www.goodyear.com/en_US/support/tire-warranty.html
Online Tire Registration Link: https://www.goodyear.com/en_US/support/register-tires.html

EAGLE ENFORCER®

Our Latest Generation Police Pursuit Tire That Offers Strong Handling and Confident Traction in Wet and Dry Conditions



FEATURES	BENEFITS
1. Optimized sipe pattern with shoulder decoupling groove	Provides traction and handling capability in light snow
2. Large shoulder blocks	Offer law enforcement enhanced handling and steering response for high-speed pursuits
3. Wide circumferential grooves	Evacuate water for confident wet traction in demanding situations
4. Pursuit-ready all-season tread compound	Proven technology provides confidence in dry, wet and slushy conditions
5. Robust tire construction	Vehicle-specific tire construction optimizes handling on the various road surfaces encountered by law enforcement



Chosen as Original Equipment by Global Vehicle Manufacturers

EAGLE ENFORCER SPECIFICATIONS

Size	Service Description	Load Range	Load Sidewall	Product Code	Material Number	Approved Rim Widths (Inches)	Measuring Rim Width (Inches)	Section Width (Inches)	Overall Diameter (Inches)	Max Load (Lbs)	Tread Depth (in 32nds)	Revs / Mile	UTQG	ORIGINAL EQUIPMENT FITMENT- 2024
255/60R18	108V	SL	VSB	732005563	232702	7.0 - 9.0	7.5	10.2	30.0	2205	10	696	420 A A	FORD POLICE INTERCEPTOR UTILITY (2020 - 2023)
275/55R20	113V	SL	VSB	732010563	240100	7.5 - 9.5	8.5	11.2	31.9	2535	11	655	420 A A	

*For more complete information, go to Tire-HQ™ at www.tire-hq.com or contact your Goodyear representative.

All tires include Nationwide Warranty Service and Online Tire Registration. Nationwide Warranty Service Link: https://www.goodyear.com/en_US/support/tire-warranty.html
 Online Tire Registration Link: https://www.goodyear.com/en_US/support/register-tires.html



EAGLE ENFORCER® ALL WEATHER®

Commanding All Weather Traction and Responsiveness for Extraordinary Performance in Demanding Pursuits

FEATURES

- Dual-power tread design
- Asymmetric tread design with sweeping tread grooves
- Robust tread and purpose-built construction combination
- Aggressive shoulder blocks and wide lateral grooves
- Innovative soybean oil technology combined with silica within the tread compound

BENEFITS

- Tread design combining pursuit-ready and winter tread compound zones helps enhance grip and cornering on various road surfaces
- Helps enable control, traction and steering responsiveness in dry, wet or snowy conditions
- Helps provide strong durability to handle high-intensity driving situations
- Help provide confident maneuverability and responsiveness in every season
- Reduces petroleum-based content and delivers enhanced grip in dry, wet and snowy conditions



All-Season



Dry Traction



Cornering Stability



Steering Responsiveness



Ultra Wet Traction



Severe Snow



From Domestic and Foreign Materials

EAGLE ENFORCER ALL WEATHER SPECIFICATIONS

Size	Service Description	Load Range	Sidewall	Product Code	Material Number	Approved Rim Widths (Inches)	Measuring Rim Width (Inches)	Section Width (Inches)	Overall Diameter (Inches)	Max Load (Lbs)	Tread Depth (in 32nds)	Revs / Mile	UTQG
Eagle Enforcer All Weather													
235/50R17	96V	SL	VSB	732008558	237046	6.5 - 8.5	7.5	9.7	26.3	1565	11	795	500 A A
265/60R17	108V	SL	VSB	732001558	235372	7.5 - 9.5	8.0	10.7	29.5	2205	11	708	500 A A
225/60R18	100V	SL	VSB	732003558	235373	6.0 - 8.0	6.5	9.0	28.6	1764	11	730	500 A A
245/55R18	103V	SL	VSB	732004558	235374	7.0 - 8.5	7.5	10.0	28.6	1929	11	730	500 A A
255/60R18	108V	SL	VSB	732005558	237047	7.0 - 9.0	7.5	10.2	30.0	2205	11	696	500 A A
275/55R20	113V	SL	VSB	732010558	241731	7.5 - 9.5	8.5	11.2	31.9	2535	11	655	500 A A

*For more complete information, go to Tire-HQ™ at www.tire-hq.com or contact your Goodyear representative.

All tires include Nationwide Warranty Service and Online Tire Registration. Nationwide Warranty Service Link: https://www.goodyear.com/en_US/support/tire-warranty.html

Online Tire Registration Link: https://www.goodyear.com/en_US/support/register-tires.html



Summer UHP

Eagle® F1 Supercar® 3

Made for those who are inspired to paint every road and sculpt every turn.



Chosen as Original Equipment
by Global Vehicle Manufacturers



From Domestic and
Foreign Materials

Master the Open Road in Wet and Dry Conditions

Paint the Road

A race-inspired tread compound and lightweight construction helps to deliver performance.

Make Your Mark

Master open-road superiority in wet and dry conditions with an exclusive asymmetric tread pattern and full-depth sipes on the inside shoulder.

Carve Every Corner

The large outside shoulder blocks and solid centerline help to deliver grip while cornering and exceptional dry handling stability.



Enhanced Rim Protector

Helps safeguard valuable wheels from accidental curb damage.

** For complete product and warranty details, please visit www.goodyear.com/en_US/support/tire-warranty/tread-life.html.
For more complete information, go to Tire-HQ™ at www.tire-hq.com or contact your Goodyear representative.

Popular Fitments

BMW M5, Porsche 911, Chevrolet Corvette Z06, Nissan GT-R, Ford Mustang GT350R, Audi RS5

EAGLE F1 SUPERCAR 3 SPECIFICATIONS

Size	Service Description	Load Range	Sidewall	Product Code	Material Number	Approved Rim Widths (Inches)	Measuring Rim Width (Inches)	Section Width (Inches)	Overall Diameter (Inches)	Max Load (Lbs)	Tread Depth (in 32nds)	Revs / Mile	UTQG	ORIGINAL EQUIPMENT FITMENT- 2024
Eagle F1 SuperCar 3														
245/45ZR17	99Y	XL	VS	797053561	234606	7.5 - 9.0	8.0	9.6	25.7	1709	9	814	220 AA A	
245/40ZR18	97Y	XL	VS	797051561	234604	8.0 - 9.5	8.5	9.8	25.7	1609	9	813	220 AA A	
255/40ZR18	99Y	XL	VS	797062561	234608	8.5 - 10.0	9.0	10.2	26.0	1709	9	803	220 AA A	
275/35ZR18	95Y	SL	VS	797032561	234615	9.0 - 11.0	9.5	10.9	25.6	1521	8	818	220 AA A	
275/40ZR18	99Y	SL	VS	797076561	234616	9.0 - 11.0	9.5	10.9	26.7	1709	8	784	220 AA A	
235/35ZR19	91Y	XL	VS	797018561	234530	8.0 - 9.5	8.5	9.5	25.5	1356	9	821	220 AA A	
245/35ZR19	93Y	XL	VS	797047561	234602	8.0 - 9.5	8.5	9.8	25.8	1433	9	810	220 AA A	
245/40ZR19	98Y	XL	VS	797052561	234605	8.0 - 9.5	8.5	9.8	26.7	1653	9	782	220 AA A	
255/40ZR19	100Y	XL	VS	797068561	234609	8.5 - 10.0	9.0	10.2	27.1	1764	9	773	220 AA A	
265/35ZR19	98Y	XL	VS	797070561	234612	9.0 - 10.5	9.5	10.7	26.3	1653	8	793	220 AA A	
265/40ZR19	102Y	XL	VS	797024561	234614	9.0 - 10.5	9.5	10.7	27.4	1874	8	764	220 AA A	
275/40ZR19	101Y	SL	VS	797079561	234617	9.0 - 11.0	9.5	11.0	27.7	1819	8	755	220 AA A	
285/35ZR19	103Y	XL	VS	797081561	234620	9.5 - 11.0	10.0	11.4	26.9	1929	8	777	220 AA A	
295/30ZR19	100Y	XL	VS	797084561	234624	10.0 - 11.0	10.5	11.9	26.0	1764	8	803	220 AA A	
305/30ZR19	102Y	XL	VS	797086561	234626	10.5 - 11.5	11.0	12.3	26.3	1874	8	796	220 AA A	
325/30ZR19	105Y	XL	VS	797091561	234628	11.0 - 12.0	11.5	13.0	26.7	2039	8	782	220 AA A	
245/35ZR20	95Y	XL	VS	797050561	234603	8.0 - 9.5	8.5	9.8	26.8	1521	9	781	220 AA A	
245/45ZR20	103Y	XL	VS	797058561	234607	7.5 - 9.0	8.0	9.6	28.7	1929	9	729	220 AA A	
255/40ZR20	101Y	XL	VS	797020561	234610	8.5 - 10.0	9.0	10.2	28.0	1819	9	746	220 AA A	
255/45ZR20	105Y	XL	VS	797069561	234611	8.0 - 9.5	8.5	10.0	29.1	2039	9	719	220 AA A	
275/40ZR20	106Y	XL	VS	797080561	234618	9.0 - 11.0	9.5	10.9	28.7	2094	8	729	220 AA A	
285/30ZR20	95Y	SL	B01	797788523	225754	9.5 - 11.0	10.0	11.4	26.8	1521	7	781	220 AA A	CHEVROLET CAMARO SS 1LE / ZL1 (2017 - 2023)
285/35ZR20	100Y	SL	VS	797082561	234621	9.5 - 11.0	10.0	11.4	27.9	1764	8	750	220 AA A	
295/30ZR20	101Y	XL	VS	797085561	234625	10.0 - 11.0	10.5	11.9	27.0	1819	8	774	220 AA A	
305/30ZR20	99(Y)	SL	B01	797789523	225756	10.5 - 11.5	11.0	12.3	27.2	1709	7	767	220 AA A	CHEVROLET CAMARO SS 1LE / ZL1 (2017 - 2023)
305/35ZR20	104Y	SL	VS	797088561	234627	10.5 - 11.5	11.0	12.3	28.4	1984	8	767	220 AA A	

For more complete information, go to Tire-HQ™ at www.tire-hq.com or contact your Goodyear representative.



Summer UHP

Eagle® F1 Supercar® 3R

The ultimate racing tire to maximize track lap performance.



Chosen as Original Equipment
by Global Vehicle Manufacturers



From Domestic and
Foreign Materials

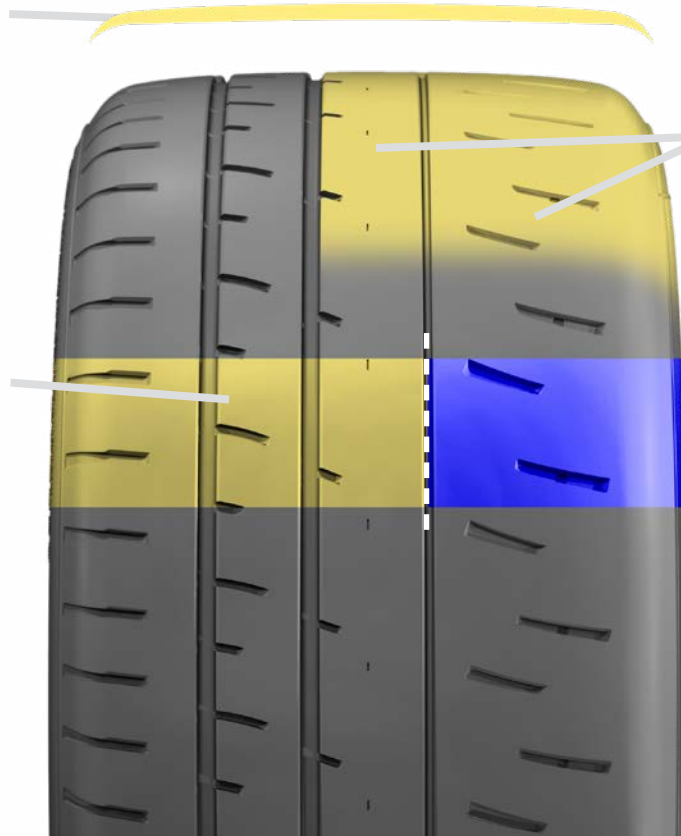
Drive the Ultimate Racing Line

Maximize Every Lap

A race-inspired tread compound helps to deliver performance in dry and damp conditions and also helps provide consistent lap times.

Conquer The Course

Incorporating large and aggressive pattern ribs helps to provide phenomenal grip and precise steering response.



Paint The Road

Uniquely designed large outside shoulder and centerline blocks help to deliver maximum grip while cornering and exceptional dry handling stability.

** For complete product and warranty details, please visit www.goodyear.com/en_US/support/tire-warranty/tread-life.html.
For more complete information, go to Tire-HQ™ at www.tire-hq.com or contact your Goodyear representative.

Popular Fitments

Chevrolet Camaro Z28, ZL1, 1LE; Chevrolet Corvette Z06, ZR1; Dodge Challenger SRT Hellcat; Ford Mustang GT350R, GT500; Nissan GT-R; Porsche 911 GT3

EAGLE F1 SUPERCAR 3R SPECIFICATIONS

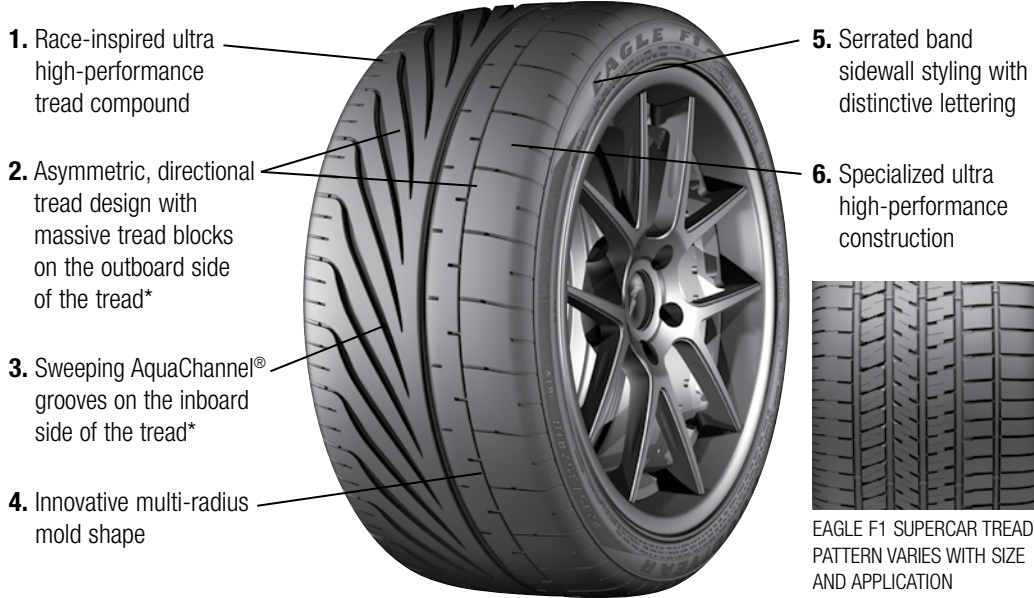
Size	Service Description	Load Range	Load Sidewall	Product Code	Material Number	Approved Rim Widths (Inches)	Measuring Rim Width (Inches)	Section Width (Inches)	Overall Diameter (Inches)	Max Load (Lbs)	Tread Depth (in 32nds)	Revs / Mile	UTQG	ORIGINAL EQUIPMENT FITMENT- 2024
Eagle F1 SuperCar 3R														
205/50ZR15	86Y	SL	VS	797103538	235238	5.5 - 7.5	6.5	8.4	23.1	1168	5	904	100 A A	
205/45ZR17	88Y	XL	VS	797108538	235483	6.5 - 7.5	7.0	8.1	24.3	1235	5	862	100 A A	
225/45ZR17	91Y	SL	VS	797104538	235239	7.0 - 8.5	7.5	8.9	25.0	1356	5	837	100 A A	
245/40ZR17	91Y	SL	VS	797105538	235240	8.0 - 9.5	8.5	9.8	24.7	1356	5	845	100 A A	
235/40ZR18	95Y	XL	VS	797109538	235484	8.0 - 9.5	8.5	9.5	25.4	1521	5	823	100 A A	
245/40ZR18	97Y	XL	VS	797051538	235345	8.0 - 9.5	8.5	9.8	25.7	1609	5	813	100 A A	
265/35ZR18	97Y	XL	VS	797107538	235482	9.0 - 10.5	9.5	10.7	25.3	1609	5	826	100 A A	
275/35ZR18	95Y	SL	VS	797032538	234861	9.0 - 11.0	9.5	10.9	25.6	1521	5	818	100 A A	
285/30ZR18	93Y	SL	VS	797106538	235341	9.5 - 10.5	10.0	11.4	24.8	1433	5	843	100 A A	
235/35ZR19	91Y	XL	VS	797018538	234428	8.0 - 9.5	8.5	9.5	25.5	1356	5	821	100 A A	
245/35ZR19	93Y	XL	VS	797110538	235485	8.0 - 9.5	8.5	9.8	25.8	1433	5	810	100 A A	
265/35ZR19	98Y	XL	VS	797111538	235486	9.0 - 10.5	9.5	10.7	26.3	1653	5	793	100 A A	
265/40ZR19	98Y	SL	VS	797092538	236094	9.0 - 10.5	9.5	10.7	27.4	1653	5	764	100 A A	
285/35ZR19	103Y	XL	VS	797081538	235487	9.5 - 11.0	10.0	11.4	26.9	1929	5	777	100 A A	
305/30ZR19	98(Y)	SL	VS	797001538	225690	10.5 - 11.5	11.0	12.3	26.3	1653	5	796	100 AA A	CHEVROLET CAMARO ZL1 1LE (2017 - 2023)
325/30ZR19	101(Y)	SL	VS	797002538	225752	11.0 - 12.0	11.5	13.0	26.7	1819	5	782	100 AA A	CHEVROLET CAMARO ZL1 1LE (2017 - 2023)
255/40ZR20	97Y	SL	VS	797040538	235391	8.5 - 10.0	9.0	10.2	28.0	1609	5	746	100 A A	
285/30ZR20	95Y	SL	VS	797031538	234528	9.5 - 11.0	10.0	11.4	26.8	1521	5	781	100 A A	
285/35ZR20	100Y	SL	VS	797082538	236096	9.5 - 11.0	10.0	11.4	27.9	1764	5	750	100 A A	
285/35ZR20	104(Y)	XL	VS	797178538	245007	9.5 - 11.0	10.0	11.4	27.9	1984	5	750	100 A A	TESLA MODEL S PLAID (2022 - 2024)
285/35ZR20	104(Y)	XL	VS	797207538	272552	9.5 - 11.0	10.0	11.4	27.9	1984	5	750	100 A A	
305/30ZR20	103(Y)	XL	VS	797209538	272460	10.5 - 11.5	11.0	12.3	27.2	1929	5	767	100 A A	
305/30ZR20	103Y	XL	VS	797028538	234525	10.5 - 11.5	11.0	12.3	27.2	1929	5	767	100 A A	

For more complete information, go to Tire-HQ™ at www.tire-hq.com or contact your Goodyear representative.

EAGLE® F1 SUPERCAR® G: 2/SUPERCAR®

(Select sizes with EMT/ROF)

Race-Inspired, Ultra High-Performance Dry Traction for Select Supercars



FEATURES	BENEFITS
1. Race-inspired ultra high-performance tread compound	Helps provide excellent dry traction
2. Asymmetric, directional tread design with massive tread blocks on the outboard side of the tread*	Helps enhance dry cornering grip
3. Sweeping AquaChannel® grooves on the inboard side of the tread*	Help enhance wet cornering grip
4. Innovative multi-radius mold shape	Helps offer precise handling and smooth, even wear
5. Serrated band sidewall styling with distinctive lettering	Offers an ultra high-performance appearance
6. Specialized ultra high-performance construction	Meets high-end OE fitments for select supercars



Dry Traction



Ultra Wet Traction



Cornering Stability



Steering Responsiveness



Chosen as Original Equipment
by Global Vehicle Manufacturers

* Innovation specific to SuperCar G: 2.

*For more complete information, go to Tire-HQ™ at www.tire-hq.com or contact your Goodyear representative.

All tires include Nationwide Warranty Service and Online Tire Registration. Nationwide Warranty Service Link: https://www.goodyear.com/en_US/support/tire-warranty.html

Online Tire Registration Link: https://www.goodyear.com/en_US/support/register-tires.html

EAGLE® F1 SUPERCAR® G: 2/SUPERCAR® SPECIFICATIONS

Size	Service Description	Load Range	Sidewall	Product Code	Material Number	Approved Rim Widths (Inches)	Measuring Rim Width (Inches)	Section Width (Inches)	Overall Diameter (Inches)	Max Load (Lbs)	Tread Depth (in 32nds)	Revs / Mile	UTQG	ORIGINAL EQUIPMENT FITMENT- 2024
Eagle F1 SuperCar														
P265/40ZR17	91Y	LL	VSB	389119128	158662	9.0 - 10.0	9.5	10.7	25.4	1356	7	824	220 AA A	
P255/45ZR18	99W	SL	VSB	389046128	198491	8.0 - 9.5	8.5	10.0	27.0	1709	11	773	220 AA A	
P285/40ZR18	96W	LL	VSB	389027128	198492	9.5 - 11.0	10.0	11.4	27.0	1565	11	775	220 AA A	
P295/35ZR18	91Y	LL	VSB	389118128	158658	10.0 - 11.5	10.5	11.9	26.1	1356	8	801	220 AA A	
245/45ZR20	99Y	SL	VSB	389428128	234796	7.5 - 9.0	8.0	9.6	28.7	1709	10	729	220 AA A	CHRYSLER 300 (2023 - 2023)
*245/45ZR20	99Y	SL	VSB	389926128	226379	7.5 - 9.0	8.0	9.6	28.7	1709	10	729	220 AA A	CHRYSLER 300 (2013 - 2023)
255/35ZR22	99W	XL	VSB	389357128	218581	8.5 - 10.0	9.0	10.2	29.0	1709	9	720	220 AA A	KARMA REVERO (2017 - 2017)
285/35ZR22	102W	SL	VSB	389398128	230809	9.5 - 11.0	10.0	11.4	29.9	1874	10	699	220 AA A	KARMA REVERO (2017 - 2017)
Eagle F1 SuperCar EMT														
P275/35ZR18	87(Y)	LL	VSB	412561506	197280	9.0 - 11.0	9.5	10.9	25.6	1201	8	818	220 AA A	
P325/30ZR19	94(Y)	LL	VSB	412562506	197362	11.0 - 12.0	11.5	13.0	26.7	1477	8	782	220 AA A	CHEVROLET CORVETTE C6 Z06 (2005 - 2013)
Eagle F1 SuperCar SCT														
255/35ZR22	99W	XL	VSB	389357001	235606	8.5 - 10.0	9.0	10.2	29.0	1709	9	720	220 AA A	KARMA REVERO (2018 - 2023)
285/35ZR22	102W	SL	VSB	389398001	235608	9.5 - 11.0	10.0	11.4	29.9	1874	10	699	220 AA A	KARMA REVERO (2018 - 2023)
Eagle F1 SuperCar G: 2 ROF														
P275/35ZR18	87(Y)	LL	VSB	408561330	215986	9.0 - 11.0	9.5	10.9	25.6	1201	8	818	220 AA A	CHEVROLET CORVETTE (2009 - 2013)
P275/35ZR18	87(Y)	LL	VSB	408561331	215987	9.0 - 11.0	9.5	10.9	25.6	1201	8	818	220 AA A	CHEVROLET CORVETTE (2009 - 2013)

*Discontinued July 2023-February 2024

ROF, RunOnFlat® radial. Refer to the RunOnFlat owner's manual/limited warranty recommendations on operation at low or no air pressure. Pressure monitoring system required. Sold separately.

EMT, run-flat radial. Refer to the run-flat owner's manual/limited warranty recommendations on operation at low or no air pressure. Pressure monitoring system required. Sold separately.

SCT-Sound Comfort Technology



EAGLE® F1 SUPERSPORT

Superior Grip and Handling for
Luxury Sport Performance Vehicles



Chosen as Original Equipment
by Global Vehicle Manufacturers



Dry Traction



Ultra Wet
Traction



Cornering
Stability



Steering
Responsiveness

EAGLE F1 SUPERSPORT SPECIFICATIONS

Size	Service Description	Load Range	Sidewall	Product Code	Material Number	Approved Rim Widths (Inches)	Measuring Rim Width (Inches)	Section Width (Inches)	Overall Diameter (Inches)	Max Load (Lbs)	Tread Depth (in 32nds)	Revs / Mile	UTQG	ORIGINAL EQUIPMENT FITMENT - 2024
Eagle F1 SuperSport														
225/40R18	92Y	XL	BLT	112070591	241009	7.5 - 9.0	8.0	9.1	25.1	1389	9	833	240 AA A	AUDI A3 (2020 - 2024)
255/35ZR18	94(Y)	XL	BLT	112103591	254322	8.5 - 10.0	9.0	10.2	25.0	1477	9	836	240 A A	
235/35R19	91Y	XL	BLT	112078591	243567	8.0 - 9.5	8.5	9.5	25.5	1356	9	821	240 A A	SEAT LEON (2020 - 2024)
235/35R19	91Y	XL	BLT	112091591	244262	8.0 - 9.5	8.5	9.5	25.5	1356	9	821	240 A A	AUDI A3 (2020 - 2024)
255/35ZR19	96(Y)	XL	BLT	112093591	253950	8.5 - 10.0	9.0	10.2	26.0	1565	9	803	240 A A	
255/40ZR19	100(Y)	XL	BLT	112095591	254321	8.5 - 10.0	9.0	10.2	27.1	1764	9	773	240 A A	
245/35R20	95Y	XL	BLT	112085591	243903	8.0 - 9.5	8.5	9.8	26.8	1521	9	781	240 A A	LOTUS EMIRA (2021 - 2024)
255/35ZR20	97(Y)	XL	BLT	112072591	241447	8.5 - 10.0	9.0	10.2	27.0	1609	9	774	240 AA A	PORSCHE 911 (2019 - 2024)
255/40ZR20	101Y	XL	BLT	112076591	243201	8.5 - 10.0	9.0	10.2	28.0	1819	9	746	280 AA A	PORSCHE TAYCAN (2019 - 2024)
265/30ZR20	94(Y)	XL	BLT	112112591	261805	9.0 - 10.0	9.5	10.7	26.3	1477	7	795	220 A A	MASERATI GRANTURISMO / GRANCABRIO (2022 - 2024)
265/35ZR20	99(Y)	XL	BLT	112113591	261806	9.0 - 10.5	9.5	10.7	27.3	1709	8	765	220 A A	MASERATI GRANTURISMO / GRANCABRIO (2022 - 2024)
295/30R20	101Y	XL	BLT	112086591	243904	10.0 - 11.0	10.5	11.9	27.0	1819	8	774	240 A A	LOTUS EMIRA (2021 - 2024)
295/35ZR20	105Y	XL	BLT	112077591	243202	10.0 - 11.5	10.5	11.9	28.1	2039	8	744	260 AA A	PORSCHE TAYCAN (2019 - 2024)
295/30ZR21	102(Y)	XL	BLT	112114591	261807	10.0 - 11.0	10.5	11.9	28.0	1874	8	747	220 A A	MASERATI GRANTURISMO / GRANCABRIO (2021 - 2024)
295/30ZR21	102(Y)	XL	BLT	112116591	261808	10.0 - 11.0	10.5	11.9	28.0	1874	7	747	220 A A	MASERATI GRANTURISMO / GRANCABRIO (2022 - 2024)
315/30ZR21	105(Y)	XL	BLT	112071591	241453	10.5 - 11.5	11.0	12.6	28.5	2039	7	734	240 AA A	PORSCHE 911 (2019 - 2024)
Eagle F1 SuperSport SCT														
275/45R21	110H	XL	BLT	112074661	245752	8.5 - 10.5	9.5	10.8	30.8	2337	8	680	240 A A	MERCEDES-BENZ EQS SUV (2023 - 2024)

SCT-Sound Comfort Technology

*For more complete information, go to Tire-HQ™ at www.tire-hq.com or contact your Goodyear representative.

All tires include Nationwide Warranty Service and Online Tire Registration. Nationwide Warranty Service Link: https://www.goodyear.com/en_US/support/tire-warranty.html

Online Tire Registration Link: https://www.goodyear.com/en_US/support/register-tires.html



EAGLE® F1 SUPERSPORT R

Exceptional Grip and Steering Precision on Dry Surfaces, on and off Track



Chosen as Original Equipment
by Global Vehicle Manufacturers



Dry Traction



Ultra Wet
Traction



Cornering
Stability



Steering
Responsiveness

EAGLE F1 SUPERSPORT R SPECIFICATIONS

Size	Service Description	Load Range	Load Sidewall	Product Code	Material Number	Approved Rim Widths (Inches)	Measuring Rim Width (Inches)	Section Width (Inches)	Overall Diameter (Inches)	Max Load (Lbs)	Tread Depth (in 32nds)	Revs / Mile	UTQG	ORIGINAL EQUIPMENT FITMENT- 2024
Eagle F1 SuperSport R														
255/35ZR20	97(Y)	XL	BLT	112072627	242649	8.5 - 10.0	9.0	10.2	27.0	1609	8	774	80 AA A	PORSCHE 911 GT3 (2022 - 2023)
275/35ZR20	102(Y)	XL	BLT	112106627	255874	9.0 - 11.0	9.5	10.9	27.6	1874	8	758	80 AA A	PORSCHE 992 GT2 / GT3 (2022 - 2024)
315/30ZR21	105(Y)	XL	BLT	112075627	242671	10.5 - 11.5	11.0	12.6	28.5	2039	7	734	80 AA A	PORSCHE 911 GT3 (2022 - 2023)
335/30ZR21	109(Y)	XL	BLT	112110627	255875	11.5 - 12.5	12.0	13.5	28.9	2271	7	722	80 AA A	PORSCHE 911 GT2 RS / GT3 RS (2022 - 2024)

*For more complete information, go to Tire-HQ™ at www.tire-hq.com or contact your Goodyear representative.

All tires include Nationwide Warranty Service and Online Tire Registration. Nationwide Warranty Service Link: https://www.goodyear.com/en_US/support/tire-warranty.html

Online Tire Registration Link: https://www.goodyear.com/en_US/support/register-tires.html

EAGLE® F1 ASYMMETRIC ALL-SEASON

(Select sizes with ROF/SoundComfort Technology®)

An Ultra High-Performance Tire with Superior Responsiveness and Expert Handling in All Seasons – Dry, Wet and Snow



FEATURES	BENEFITS
1. Proven asymmetric tread	For precise, race-inspired handling on wet or dry roads
2. Dry Handling Zone	With powerful tread blocks puts more rubber on the road for superb dry traction and handling
3. All-Season Zone	Helps push water and slush away from the tread for enhanced all-season traction
4. Specialized tread compound	Offers enhanced wet and dry traction in any season
5. TredLock® Technology	Microgrooves help provide biting edges for enhanced wet traction and lock together for confident grip in turns

45000*
MILE TREAD LIFE LIMITED WARRANTY

75,000 Kilometer Tread Life Limited Warranty

* Excluding RunOnFlat and SoundComfort Technology®



All-Season



Dry Traction



Ultra Wet Traction



Cornering Stability



Steering Responsiveness



Chosen as Original Equipment by Global Vehicle Manufacturers

On vehicles with different front and rear tire sizes, the rear tires will have a 22,500 mile/37,500 kilometer tread life limited warranty. See warranty brochure for complete details.

*For more complete information, go to Tire-HQ™ at www.tire-hq.com or contact your Goodyear representative.

All tires include Nationwide Warranty Service and Online Tire Registration. Nationwide Warranty Service Link: https://www.goodyear.com/en_US/support/tire-warranty.html
Online Tire Registration Link: https://www.goodyear.com/en_US/support/register-tires.html

EAGLE F1 ASYMMETRIC ALL-SEASON SPECIFICATIONS

Size	Service Description	Load Range	Sidewall	Product Code	Material Number	Approved Rim Widths (Inches)	Measuring Rim Width (Inches)	Section Width (Inches)	Overall Diameter (Inches)	Max Load (Lbs)	Tread Depth (in 32nds)	Revs / Mile	UTQG	ORIGINAL EQUIPMENT FITMENT- 2024
Eagle F1 Asymmetric All-Season														
235/50R18	97W	SL	VSB	104207357	223141	6.5 - 8.5	7.5	9.7	27.3	1609	10	766	500 AA A	FORD MUSTANG (2015 - 2023)
235/40R19	96W	XL	VSB	104504357	227763	8.0 - 9.5	8.5	9.5	26.4	1565	10	791	500 AA A	FORD FUSION SPORT (2017 - 2020)
245/40R19	94W	SL	VSB	104388357	226602	8.0 - 9.5	8.5	9.8	26.7	1477	10	782	500 A A	NISSAN MAXIMA (2016 - 2023)
245/40R20	99W	XL	VSB	104433357	225276	8.0 - 9.5	8.5	9.8	27.7	1709	9	754	500 AA A	LINCOLN CONTINENTAL (2015 - 2022)
265/35R20	99W	XL	VSB	104436357	226572	9.0 - 10.5	9.5	10.7	27.3	1709	9	765	500 A A	FORD MUSTANG (2017 - 2023)
Eagle F1 Asymmetric All-Season ROF														
245/40R20	95V	SL	VSB	104040390	240105	8.0 - 9.5	8.5	9.8	27.7	1521	9	754	500 AA A	CHEVROLET CAMARO 2LT (2016 - 2023)
Eagle F1 Asymmetric All-Season SCT														
245/40R20	99W	XL	VSB	104433393	230945	8.0 - 9.5	8.5	9.8	27.7	1709	9	754	500 AA A	LINCOLN CONTINENTAL (2017 - 2019)

ROF, RunOnFlat® radial. Refer to the RunOnFlat owner's manual/limited warranty recommendations on operation at low or no air pressure. Pressure monitoring system required. Sold separately.

SCT-Sound Comfort Technology



EAGLE® F1 ASYMMETRIC SUV AT

(Select sizes with SoundComfort Technology®)

An All-Season Tire for SUV Drivers to Help Enhance Vehicle Handling and Appearance



Chosen as Original Equipment
by Global Vehicle Manufacturers



All-Season



Cornering
Stability



Steering
Responsiveness

EAGLE F1 ASYMMETRIC SUV AT SPECIFICATIONS

Size	Service Description	Load Range	Sidewall	Product Code	Material Number	Approved Rim Widths (Inches)	Measuring Rim Width (Inches)	Section Width (Inches)	Overall Diameter (Inches)	Max Load (Lbs)	Tread Depth (in 32nds)	Revs / Mile	UTQG	ORIGINAL EQUIPMENT FITMENT - 2024
Eagle F1 Asymmetric SUV AT														
235/65R17	108V	XL	BLT	784037398	235392	6.5 - 8.5	7.0	9.5	29.1	2205	9	719	240 AA A	JAGUAR E-PACE (2017 - 2024)
235/60R18	107V	XL	BLT	784112398	245331	6.5 - 8.5	7.0	9.5	29.1	2149	10	718	240 AA A	LAND ROVER RANGE ROVER EVOQUE (2017 - 2024)
255/60R18	112W	XL	BLT	784500398	231367	7.0 - 9.0	7.5	10.2	30.0	2469	10	696	240 AA A	JAGUAR CROSSOVER (2015 - 2023)
255/60R19	113W	XL	BLT	784124398	237495	7.0 - 9.0	7.5	10.2	31.1	2535	9	673	240 AA A	LAND ROVER DISCOVERY (2017 - 2019)
235/50R20	104W	XL	BLT	784116398	237352	6.5 - 8.5	8.0	9.9	29.5	1984	10	708	240 AA A	JAGUAR E-PACE (2017 - 2024)
255/50R20	109W	XL	BLT	784154398	242206	7.0 - 9.0	8.0	10.4	30.1	2271	10	695	240 AA A	JAGUAR F-PACE (2016 - 2019)
255/55R20	110W	XL	BLT	784074333	223779	7.0 - 9.0	8.0	10.4	31.0	2337	10	674	240 AA A	LAND ROVER RANGE ROVER (2012 - 2020)
255/55R20	110Y	XL	BLT	784389333	228992	7.0 - 9.0	8.0	10.4	31.0	2337	10	674	240 AA A	LAND ROVER RANGE ROVER SPORT (2013 - 2019)
245/45R21	104W	XL	BLT	784039333	255707	6.5 - 8.5	8.0	10.0	29.1	1984	9	719	240 AA A	JAGUAR X540 (2018 - 2023)
275/45R21	110W	XL	BLT	784072333	223778	8.5 - 10.5	9.5	10.8	30.8	2337	10	680	240 AA A	LAND ROVER RANGE ROVER (2012 - 2020)
Eagle F1 Asymmetric SUV AT SCT														
235/50R20	104W	XL	BLT	784135398	238465	6.5 - 8.5	8.0	9.9	29.5	1984	10	708	240 AA A	JAGUAR E-PACE (2017 - 2024)
Eagle F1 Asymmetric SUV AT SelfSeal														
255/50R20	109W	XL	BLT	784154670	255674	7.0 - 9.0	8.0	10.4	30.1	2271	10	695	240 AA A	JAGUAR F-PACE (2021 - 2024)

SCT-Sound Comfort Technology

*For more complete information, go to Tire-HQ™ at www.tire-hq.com or contact your Goodyear representative.

All tires include Nationwide Warranty Service and Online Tire Registration. Nationwide Warranty Service Link: https://www.goodyear.com/en_US/support/tire-warranty.html

Online Tire Registration Link: https://www.goodyear.com/en_US/support/register-tires.html


EAGLE® F1 ASYMMETRIC 2

(Select sizes with ROF/SoundComfort Technology®)

**A Premium Tire for Ultra High-Performance Driving in Summer Months,
Built for Responsive Handling and Control in Both Dry and Wet Conditions**



FEATURES	BENEFITS
1. Tread compound with motorsport resins	Helps provide superior dry handling
2. Lightweight, racing-derived construction	Helps reduce unsprung mass for enhanced steering precision and handling
3. ActiveBraking Technology	Offers enhanced stopping power on wet and dry roads
4. Advanced tread block pattern	Helps reduce excessive road noise



Chosen as Original Equipment
by Global Vehicle Manufacturers

*For more complete information, go to Tire-HQ™ at www.tire-hq.com or contact your Goodyear representative.

All tires include Nationwide Warranty Service and Online Tire Registration. Nationwide Warranty Service Link: https://www.goodyear.com/en_US/support/tire-warranty.html
Online Tire Registration Link: https://www.goodyear.com/en_US/support/register-tires.html

EAGLE F1 ASYMMETRIC 2 SPECIFICATIONS

Size	Service Description	Load Range	Sidewall	Product Code	Material Number	Approved Rim Widths (Inches)	Measuring Rim Width (Inches)	Section Width (Inches)	Overall Diameter (Inches)	Max Load (Lbs)	Tread Depth (in 32nds)	Revs / Mile	UTQG	ORIGINAL EQUIPMENT FITMENT - 2024
Eagle F1 Asymmetric 2														
235/40R18	95Y	XL	BLT	784764699	273282	8.0 - 9.5	8.5	9.5	25.4	1521	10	823	240 AA A	
265/45ZR18	101Y	SL	BLT	784066348	221492	8.5 - 10.0	9.0	10.5	27.4	1819	9	764	240 AA A	PORSCHE BOXSTER / CAYMAN (2013 - 2023)
235/40ZR19	92(Y)	SL	BLT	784045348	221459	8.0 - 9.5	8.5	9.5	26.4	1389	9	791	240 AA A	PORSCHE BOXSTER / CAYMAN / 911 (2013 - 2018)
235/40ZR19	92(Y)	SL	BLT	784169348	244436	8.0 - 9.5	8.5	9.5	26.4	1389	9	791	240 AA A	PORSCHE 911/ CAYMAN/ BOXSTER (2019 - 2024)
265/30R19	93Y	XL	BLT	784318348	217273	9.0 - 10.5	9.5	10.7	25.3	1433	10	826	300 AA A	
265/40ZR19	98(Y)	SL	BLT	784067348	221493	9.0 - 10.5	9.5	10.7	27.4	1653	9	764	240 AA A	PORSCHE BOXSTER / CAYMAN (2013 - 2015)
275/30R19	96Y	XL	BLT	784360348	217714	9.0 - 10.0	9.5	10.9	25.6	1565	10	818	300 AA A	
*285/35R19	99Y	SL	BLT	784075348	223832	9.5 - 11.0	10.0	11.4	26.9	1709	10	777	300 AA A	
295/35ZR19	100(Y)	SL	BLT	784177348	245781	10.0 - 11.5	10.5	11.9	27.1	1764	9	771	240 AA A	PORSCHE BOXSTER / CAYMAN (2019 - 2024)
235/35ZR20	88(Y)	SL	BLT	784172348	244516	8.0 - 9.5	8.5	9.5	26.6	1235	9	790	240 AA A	PORSCHE BOXSTER (2012 - 2024)
265/35ZR20	95(Y)	SL	BLT	784204348	226928	9.0 - 10.5	9.5	10.7	27.3	1521	9	765	240 AA A	PORSCHE BOXSTER / CAYMAN (2015 - 2019)
285/40R21	109Y	XL	BLT	784445348	231304	9.5 - 11.0	10.0	11.4	30.0	2271	10	698	240 AA A	AUDI Q7 (2015 - 2024)
Eagle F1 Asymmetric 2 ROF														
225/40R18	92W	XL	BLT	784806359	232799	7.5 - 9.0	8.0	9.1	25.1	1389	10	833	240 AA A	MERCEDES-BENZ A-CLASS (2014 - 2019)
225/40R19	89Y	SL	BLT	784044359	223276	7.5 - 9.0	8.0	9.1	26.1	1279	10	801	240 AA A	BMW 3-SERIES / 4-SERIES (2013 - 2018)
225/40R19	89Y	SL	BLT	784196359	262124	7.5 - 9.0	8.0	9.1	26.1	1279	10	801	240 AA A	BMW 3-SERIES (2012 - 2018)
225/40R19	93Y	XL	BLT	784193359	261921	7.5 - 9.0	8.0	9.1	26.1	1433	10	801	240 AA A	MERCEDES-BENZ C300 (2014 - 2021)
245/35R19	93Y	XL	BLT	784140359	226534	8.0 - 9.5	8.5	9.8	25.8	1433	10	810	240 AA A	MERCEDES-BENZ C-CLASS (2015 - 2023)
245/40R20	99Y	XL	BLT	784117359	225601	8.0 - 9.5	8.5	9.8	27.7	1709	9	754	240 AA A	MERCEDES-BENZ S-CLASS (2014 - 2020)
275/35R20	102Y	XL	BLT	784118359	225602	9.0 - 11.0	9.5	10.9	27.6	1874	10	758	240 AA A	MERCEDES-BENZ CL-CLASS (2013 - 2021)
Eagle F1 Asymmetric 2 ROF SCT														
245/40R20	99Y	XL	BLT	784117392	230249	8.0 - 9.5	8.5	9.8	27.7	1709	9	754	240 AA A	MERCEDES-BENZ S-CLASS (2013 - 2020)
275/35R20	102Y	XL	BLT	784118392	230250	9.0 - 11.0	9.5	10.9	27.6	1874	10	758	240 AA A	MERCEDES-BENZ S-CLASS (2013 - 2020)
Eagle F1 Asymmetric 2 SUV														
235/45ZR18	94Y	SL	BLT	784055560	244511	7.5 - 9.0	8.0	9.3	26.3	1477	9	793	240 AA A	PORSCHE BOXSTER / CAYMAN (2012 - 2024)
255/55R19	111W	XL	BLT	784009560	243702	7.0 - 9.0	8.0	10.4	30.0	2403	10	696	240 AA A	LAND ROVER RANGE ROVER VELAR (2022 - 2023)
265/50R19	110Y	XL	BLT	784247560	235994	7.5 - 9.5	8.5	10.9	29.5	2337	9	709	240 AA A	MASERATI LEVANTE (2016 - 2020)
265/50R19	110Y	XL	BLT	784255560	245333	7.5 - 9.5	8.5	10.9	29.5	2337	9	709	240 AA A	PORSCHE CAYENNE (2019 - 2024)

*Discontinued July 2023-February 2024

ROF, RunOnFlat® radial. Refer to the RunOnFlat owner's manual/limited warranty recommendations on operation at low or no air pressure. Pressure monitoring system required. Sold separately.

SCT-Sound Comfort Technology


EAGLE® F1 ASYMMETRIC 3

(Select sizes with ROF/SoundComfort Technology®)

A Premium Ultra High-Performance Summer Tire for Commanding Traction and Precise Handling in Wet and Dry Conditions



FEATURES	BENEFITS
1. Asymmetric tread pattern	Offers powerful traction in turns and enhanced wet traction
2. Grip-boosting tread compound	Enhances road adhesion for superior traction
3. Solid center rib	Helps to provide quick response and accurate on-center feel
4. Advanced construction	Tuned for ultra high-performance suspension systems



Chosen as Original Equipment
by Global Vehicle Manufacturers

*For more complete information, go to Tire-HQ™ at www.tire-hq.com or contact your Goodyear representative.

All tires include Nationwide Warranty Service and Online Tire Registration. Nationwide Warranty Service Link: https://www.goodyear.com/en_US/support/tire-warranty.html
Online Tire Registration Link: https://www.goodyear.com/en_US/support/register-tires.html

EAGLE F1 ASYMMETRIC 3 SPECIFICATIONS

Size	Service Description	Load Range	Load Sidewall	Product Code	Material Number	Approved Rim Widths (Inches)	Measuring Rim Width (Inches)	Section Width (Inches)	Overall Diameter (Inches)	Max Load (Lbs)	Tread Depth (in 32nds)	Revs / Mile	UTQG	ORIGINAL EQUIPMENT FITMENT - 2024
Eagle F1 Asymmetric 3														
205/45R17	88W	XL	BLT	783152388	241626	6.5 - 7.5	7.0	8.1	24.3	1235	8	862	300 AA A	MINI MINI (2013 - 2024)
225/35R19	88Y	XL	BLT	783448388	231546	7.5 - 9.0	8.0	9.1	25.2	1235	10	828	300 AA A	
245/40R19	98Y	XL	BLT	783787388	231373	8.0 - 9.5	8.5	9.8	26.7	1653	9	782	300 AA A	JAGUAR XF (2015 - 2022)
245/45ZR19	102(Y)	XL	BLT	783175388	245187	7.5 - 9.0	8.0	9.6	27.7	1874	9	755	240 AA A	MASERATI GHIBLI (2021 - 2024)
265/45ZR19	105(Y)	XL	BLT	783859388	232873	8.5 - 10.0	9.0	10.5	28.4	2039	9	736	300 AA A	PORSCHE PANAMERA (2016 - 2019)
275/40ZR19	105(Y)	XL	BLT	783176388	245188	9.0 - 11.0	9.5	11.0	27.7	2039	9	755	240 AA A	MASERATI GHIBLI (2020 - 2024)
295/40ZR19	108(Y)	XL	BLT	783917388	232874	10.0 - 11.5	10.5	11.9	28.3	2205	9	738	300 AA A	PORSCHE PANAMERA (2016 - 2019)
245/35R20	95Y	XL	BLT	783129388	255569	8.0 - 9.5	8.5	9.8	26.8	1521	9	781	300 AA A	BMW/ MERCEDES-BENZ 5 SERIES / CLS-CLASS (2020 - 2024)
245/35ZR20	95(Y)	XL	BLT	783125388	237712	8.0 - 9.5	8.5	9.8	26.8	1521	10	781	240 AA A	PORSCHE 911 (2018 - 2024)
245/40ZR20	95Y	SL	BLT	783390388	231732	8.0 - 9.5	8.5	9.8	27.7	1521	8	754	300 AA A	CADILLAC CT6 (2019 - 2020)
255/35R20	97Y	XL	BLT	783363388	231374	8.5 - 10.0	9.0	10.2	27.0	1609	9	774	300 AA A	JAGUAR XF (2015 - 2024)
265/40R20	104Y	XL	BLT	783226572	237356	9.0 - 10.5	9.5	10.7	28.4	1984	10	737	300 AA A	
265/35R21	101Y	XL	BLT	783181388	255705	9.0 - 10.5	9.5	10.7	28.3	1819	10	738	300 AA A	AUDI A8 (2017 - 2024)
265/35ZR21	101Y	XL	BLT	783146388	240893	9.0 - 10.5	9.5	10.7	28.3	1819	9	738	300 AA A	PORSCHE TAYCAN (2019 - 2024)
305/30ZR21	104(Y)	XL	BLT	783126388	237713	10.5 - 11.5	11.0	12.3	28.2	1984	8	740	240 AA A	PORSCHE 911 (2018 - 2024)
305/30ZR21	104Y	XL	BLT	783142388	240892	10.5 - 11.5	11.0	12.3	28.2	1984	8	740	300 AA A	PORSCHE TAYCAN (2019 - 2024)
265/35R22	102W	XL	BLT	783407388	228220	9.0 - 10.5	9.5	10.7	29.3	1874	9	713	300 AA A	TESLA MODEL X (2017 - 2024)
285/35R22	106W	XL	BLT	783411388	228292	9.5 - 11.0	10.0	11.4	29.9	2094	9	699	300 AA A	TESLA MODEL X (2015 - 2024)
Eagle F1 Asymmetric 3 ROF														
205/45R17	88W	XL	BLT	783100385	241609	6.5 - 7.5	7.0	8.1	24.3	1235	8	862	300 AA A	MINI MINI (2013 - 2024)
205/40R18	86W	XL	BLT	783149385	241610	7.0 - 8.0	7.5	8.4	24.5	1168	8	855	300 AA A	MINI MINI (2013 - 2024)
225/45R18	95Y	XL	BLT	783138385	239499	7.0 - 8.5	7.5	8.9	25.9	1521	9	806	300 AA A	BMW 2-SERIES ACTIVE TOUR#2 (2018 - 2024)
225/50R18	95W	SL	BLT	783115385	237100	6.0 - 8.0	7.0	9.2	26.9	1521	9	777	300 AA A	MINI COUNTRYMAN (2018 - 2020)
P245/40ZR18	93Y	SL	BLT	783428385	227365	8.0 - 9.5	8.5	9.8	25.7	1433	9	813	240 AA A	
245/45R18	100Y	XL	BLT	783199385	271349	7.5 - 9.0	8.0	9.6	26.7	1764	8	784	300 AA A	BMW/ MERCEDES-BENZ 5 SERIES / CLS-CLASS (2019 - 2024)
255/40R18	99Y	XL	BLT	783139385	239500	8.5 - 10.0	9.0	10.2	26.0	1709	9	803	300 AA A	BMW 3-SERIES / 4-SERIES (2019 - 2023)
275/40R18	99Y	SL	BLT	783007385	233663	9.0 - 11.0	9.5	10.9	26.7	1709	9	784	300 AA A	
225/40R19	93Y	XL	BLT	783182385	237649	7.5 - 9.0	8.0	9.1	26.1	1433	9	801	300 AA A	BMW 3-SERIES / 4-SERIES (2019 - 2023)
225/40R19	93Y	XL	BLT	783193385	262123	7.5 - 9.0	8.0	9.1	26.1	1433	9	801	300 AA A	BMW 3-SERIES (2018 - 2024)
225/45R19	96W	XL	BLT	783153385	241885	7.0 - 8.5	7.5	8.9	27.0	1565	9	775	300 AA A	BMW X1 (2017 - 2024)
245/40R19	98Y	XL	BLT	783141385	240525	8.0 - 9.5	8.5	9.8	26.7	1653	8	782	300 AA A	BMW 5-SERIES (2017 - 2024)
245/40R19	98Y	XL	BLT	783185385	257144	8.0 - 9.5	8.5	9.8	26.7	1653	9	782	300 AA A	BMW/ MERCEDES-BENZ 5&6-SERIES/ CLS-CLASS (2017 - 2024)
255/35R19	96Y	XL	BLT	783494385	237650	8.5 - 10.0	9.0	10.2	26.0	1565	9	803	300 AA A	BMW 3-SERIES / 4-SERIES (2018 - 2024)
275/35R19	100Y	XL	BLT	783857385	232803	9.0 - 11.0	9.5	10.9	26.6	1764	10	787	300 AA A	BMW 5-SERIES (G30) (2017 - 2021)
W 285/35ZR19	99Y	SL	BLT	783432385	227366	9.5 - 11.0	10.0	11.4	26.9	1709	8	777	240 AA A	
225/40R20	94Y	XL	BLT	783147385	241429	7.5 - 9.0	8.0	8.9	27.1	1477	9	745	300 AA A	BMW X1 (2017 - 2024)
245/40ZR20	95Y	SL	BLT	783390385	225684	8.0 - 9.5	8.5	9.8	27.7	1521	8	754	300 AA A	CHEVROLET CAMARO SS (2016 - 2023)
275/30R20	97Y	XL	BLT	783723385	232429	9.0 - 10.5	9.5	10.9	26.5	1609	9	787	300 AA A	BMW 5-SERIES (G30) (2017 - 2021)
275/35ZR20	98Y	SL	BLT	783400385	225686	9.0 - 11.0	9.5	10.9	27.6	1653	8	758	300 AA A	CHEVROLET CAMARO SS (2016 - 2023)
Eagle F1 Asymmetric 3 ROF SCT														
245/40R19	98Y	XL	BLT	783836394	237005	8.0 - 9.5	8.5	9.8	26.7	1653	9	782	300 AA A	MERCEDES-BENZ CLS-CLASS/ E-CLASS (2016 - 2023)
245/35R20	95Y	XL	BLT	783129394	261930	8.0 - 9.5	8.5	9.8	26.8	1521	9	781	300 AA A	MERCEDES-BENZ CLS-CLASS/ E-CLASS (2018 - 2021)
Eagle F1 Asymmetric 3 SCT														
265/40R20	104Y	XL	BLT	783158394	244235	9.0 - 10.5	9.5	10.7	28.4	1984	10	737	300 AA A	AUDI A8 (2017 - 2024)
265/35R21	101Y	XL	BLT	783406394	241919	9.0 - 10.5	9.5	10.7	28.3	1819	10	738	300 AA A	AUDI A8 (2017 - 2024)
265/35R22	102W	XL	BLT	783407394	230457	9.0 - 10.5	9.5	10.7	29.3	1874	9	713	300 AA A	TESLA MODEL X (2016 - 2021)
285/35R22	106W	XL	BLT	783411394	230459	9.5 - 11.0	10.0	11.4	29.9	2094	9	699	300 AA A	TESLA MODEL X (2016 - 2021)
Eagle F1 Asymmetric 3 SUV														
235/55R19	101Y	SL	BLT	783437544	248916	6.5 - 8.5	7.5	9.7	29.2	1819	8	716	300 AA A	MASERATI GRECALE (2021 - 2024)
265/45R20	104Y	SL	BLT	783119544	237439	8.5 - 10.0	9.0	10.5	29.4	1984	9	712	300 AA A	PORSCHE MACAN FACELIFT (2018 - 2021)
295/40R20	106Y	SL	BLT	783123544	237440	10.0 - 11.5	10.5	11.9	29.3	2094	9	714	300 AA A	PORSCHE MACAN FACELIFT (2018 - 2021)
255/40R21	102Y	XL	BLT	783183544	255706	8.5 - 10.0	9.0	10.2	29.0	1874	9	720	260 AA A	KIA EV6 GT (2022 - 2024)
255/45R21	106W	XL	BLT	783197544	271078	8.0 - 9.5	8.5	10.0	30.0	2094	10	696	240 AA A	AUDI Q6 ETRON (2023 - 2024)
265/45R21	108H	XL	BLT	783137544	239644	8.5 - 10.0	9.0	10.5	30.4	2205	9	689	240 AA A	AUDI E-TRON (2018 - 2024)
285/40R21	109W	XL	BLT	783198544	271079	9.5 - 11.0	10.0	11.4	30.0	2271	10	698	240 AA A	AUDI Q6 ETRON (2023 - 2024)

‡ Special size tuned for the 2016 Chevrolet Corvette C7

ROF, RunOnFlat® radial. Refer to the RunOnFlat owner's manual/limited warranty recommendations on operation at low or no air pressure. Pressure monitoring system required. Sold separately.

SCT-Sound Comfort Technology



EAGLE® F1 ASYMMETRIC 5

A Premium Ultra High-Performance Summer Tire With Luxurious Comfort and Superior Breaking Performance on Wet
(Select sizes with ROF/SoundComfort Technology®)



Dry Traction



Ultra Wet Traction



Cornering Stability



Steering Responsiveness



Chosen as Original Equipment by Global Vehicle Manufacturers

EAGLE F1 ASYMMETRIC 5 SPECIFICATIONS

Size	Service Description	Load Range	Sidewall	Product Code	Material Number	Approved Rim Widths (Inches)	Measuring Rim Width (Inches)	Section Width (Inches)	Overall Diameter (Inches)	Max Load (Lbs)	Tread Depth (in 32nds)	Revs / Mile	UTQG	ORIGINAL EQUIPMENT FITMENT - 2024
Eagle F1 Asymmetric 5														
245/45ZR18	100Y	XL	BLT	103021653	244226	7.5 - 9.0	8.0	9.6	26.7	1764	8	784	300 AA A	BMW 4-SERIES GRAN COUPE / i4 (2022 - 2023)
225/40R19	93Y	XL	BLT	103030594	249020	7.5 - 9.0	8.0	9.1	26.1	1433	9	801	300 AA A	MERCEDES-BENZ C300 (2022 - 2024)
235/55R19	101H	SL	BLT	103032594	245727	6.5 - 8.5	7.5	9.7	29.2	1819	9	716	300 AA A	MERCEDES-BENZ EQ E-CUV (2022 - 2024)
255/35R19	96Y	XL	BLT	103034594	249012	8.5 - 10.0	9.0	10.2	26.0	1565	9	803	300 AA A	MERCEDES-BENZ C-CLASS (2022 - 2024)
245/35R20	95Y	XL	BLT	103022594	254276	8.0 - 9.5	8.5	9.8	26.8	1521	8	781	300 AA A	BMW i4 (2021 - 2024)
245/35R20	95Y	XL	BLT	103041594	271394	8.0 - 9.5	8.5	9.8	26.8	1521	8	781	300 AA A	MERCEDES-BENZ CLE-CLASS (2023 - 2024)
255/35R20	97Y	XL	BLT	103023653	244228	8.5 - 10.0	9.0	10.2	27.0	1609	9	774	300 AA A	BMW 4-SERIES GRAN COUPE (2021 - 2024)
255/40ZR20	101W	XL	SBL	103001588	240583	8.5 - 10.0	9.0	10.2	28.0	1819	8	746	500 A A	TESLA MODEL Y (2020 - 2024)
255/45R20	105H	XL	BLT	103008594	236313	8.0 - 9.5	8.5	10.0	29.1	2039	8	719	300 AA A	MERCEDES-BENZ EQE-CLASS (2023 - 2023)
255/45R20	105H	XL	BLT	103035594	254325	8.0 - 9.5	8.5	10.0	29.1	2039	9	719	300 AA A	MERCEDES-BENZ EQS-CLASS (2021 - 2024)
255/45R20	105W	XL	BLT	103036594	255675	8.0 - 9.5	8.5	10.0	29.1	2039	9	719	300 AA A	MERCEDES-BENZ GLC-CLASS (2022 - 2024)
265/50R20	107H	SL	BLT	103005594	236350	7.5 - 9.5	8.5	10.9	30.5	2149	8	686	300 AA A	MERCEDES-BENZ EQS-CLASS (2022 - 2024)
265/50R20	111H	XL	BLT	103031594	244583	7.5 - 9.5	8.5	10.9	30.5	2403	8	686	300 AA A	JEEP GRAND CHEROKEE PHEV (2022 - 2023)
265/50R20	111H	XL	BLT	103039594	266918	7.5 - 9.5	8.5	10.9	30.5	2403	8	686	300 AA A	JEEP GRAND CHEROKEE PHEV (2023 - 2024)
275/30R20	97Y	XL	BLT	103042594	271395	9.0 - 10.5	9.5	10.9	26.5	1609	8	787	300 AA A	MERCEDES-BENZ CLE-CLASS (2023 - 2024)
265/35ZR21	101Y	XL	BLT	103015594	243203	9.0 - 10.5	9.5	10.7	28.3	1819	9	738	300 AA A	AUDI E-TRON GT (2020 - 2024)
265/40R21	105H	XL	BLT	103020594	246816	9.0 - 10.5	9.5	10.7	29.3	2039	9	713	300 AA A	MERCEDES-BENZ EQS-CLASS (2021 - 2023)
275/45R21	110H	XL	BLT	103004594	236384	8.5 - 10.5	9.5	10.8	30.8	2337	8	680	300 AA A	MERCEDES-BENZ EQS SUV (2021 - 2024)
285/45R21	113H	XL	BLT	103019594	243144	9.0 - 10.5	9.5	11.2	31.1	2535	8	673	300 AA A	MERCEDES-BENZ EQE-CLASS / EQS-CLASS (2021 - 2024)
305/30ZR21	104Y	XL	BLT	103016594	243204	10.5 - 11.5	11.0	12.3	28.2	1984	8	740	300 AA A	AUDI E-TRON GT (2020 - 2024)
Eagle F1 Asymmetric 5 ROF														
245/35ZR20	95Y	XL	BLT	103017598	243215	8.0 - 9.5	8.5	9.8	26.8	1521	9	781	300 AA A	BMW 5-SERIES (2020 - 2024)
275/30ZR20	97Y	XL	BLT	103018598	243216	9.0 - 10.5	9.5	10.9	26.5	1609	9	787	300 AA A	BMW 5-SERIES (2017 - 2024)
265/40R21	105H	XL	BLT	103020598	257938	9.0 - 10.5	9.5	10.7	29.3	2039	8	713	300 AA A	MERCEDES-BENZ EQS-CLASS (2021 - 2023)
275/45R21	110H	XL	BLT	103004598	236382	8.5 - 10.5	9.5	10.8	30.8	2337	8	680	300 AA A	MERCEDES-BENZ EQS SUV (2021 - 2024)
Eagle F1 Asymmetric 5 ROF SCT														
265/40R21	105H	XL	BLT	103020633	244525	9.0 - 10.5	9.5	10.7	29.3	2039	8	713	300 AA A	MERCEDES-BENZ EQ E-CUV (2021 - 2024)
275/45ZR21	110H	XL	BLT	103004633	243565	8.5 - 10.5	9.5	10.8	30.8	2337	8	680	300 AA A	MERCEDES-BENZ EQS-CLASS (2022 - 2024)
Eagle F1 Asymmetric 5 SCT														
225/40R19	93Y	XL	BLT	103038629	260952	7.5 - 9.0	8.0	9.1	26.1	1433	9	801	300 AA A	MERCEDES-BENZ C-CLASS (2021 - 2024)
245/35ZR20	95Y	XL	BLT	103022629	244227	8.0 - 9.5	8.5	9.8	26.8	1521	8	781	300 AA A	BMW 4-SERIES GRAN COUPE / i4 (2022 - 2023)
255/40ZR20	101W	XL	SBL	103002589	240746	8.5 - 10.0	9.0	10.2	28.0	1819	8	746	500 A A	TESLA MODEL Y (2020 - 2023)
255/45R20	105H	XL	BLT	103008629	244234	8.0 - 9.5	8.5	10.0	29.1	2039	9	719	300 AA A	MERCEDES-BENZ EQS-CLASS (2021 - 2024)
265/40R21	105H	XL	BLT	103020629	244233	9.0 - 10.5	9.5	10.7	29.3	2039	9	713	300 AA A	MERCEDES-BENZ EQS-CLASS (2023 - 2024)
275/45R21	107H	SL	BSL	103006629	242927	8.5 - 10.5	9.5	10.8	30.8	2149	8	680	300 AA A	MERCEDES-BENZ EQS-CLASS (2022 - 2024)
275/45R21	110H	XL	BLT	103004629	242929	8.5 - 10.5	9.5	10.8	30.8	2337	8	680	300 AA A	MERCEDES-BENZ EQS-CLASS (2022 - 2024)
275/45R21	110H	XL	BLT	103028629	246788	8.5 - 10.5	9.5	10.8	30.8	2337	8	680	300 AA A	JEEP GRAND CHEROKEE PHEV (2022 - 2024)
285/45R21	113H	XL	BLT	103019629	244045	9.0 - 10.5	9.5	11.2	31.1	2535	8	673	300 AA A	MERCEDES-BENZ EQS-CLASS (2022 - 2024)
Eagle F1 Asymmetric 5 SCT ST														
255/40R21	102Y	XL	BLT	103024653	244219	8.5 - 10.0	9.0	10.2	29.0	1874	8	720	300 AA A	ROLLS-ROYCE GHOST (2022 - 2023)
255/40R21	102Y	XL	WSW	103026654	244291	8.5 - 10.0	9.0	10.2	29.0	1874	8	720	300 AA A	ROLLS-ROYCE DAWN (2020 - 2024)
Eagle F1 Asymmetric 5 ST														
255/50ZR19	107Y	XL	BLT	103007595	242103	7.0 - 9.0	8.0	10.4	29.1	2149	9	718	300 AA A	ROLLS-ROYCE GHOST (2021 - 2023)
285/35R21	105Y	XL	BLT	103025653	244220	9.5 - 11.0	10.0	11.4	28.9	2039	8	724	300 AA A	ROLLS-ROYCE DAWN (2020 - 2024)
285/35R21	105Y	XL	WSW	103027654	244292	9.5 - 11.0	10.0	11.4	28.9	2039	8	724	300 AA A	ROLLS-ROYCE DAWN (2020 - 2024)

ROF, RunOnFlat® radial. Refer to the RunOnFlat owner's manual/limited warranty recommendations on operation at low or no air pressure. Pressure monitoring system required. Sold separately.

SCT-Sound Comfort Technology

ST-Sealant Technology

*For more complete information, go to Tire-HQ™ at www.tire-hq.com or contact your Goodyear representative.

All tires include Nationwide Warranty Service and Online Tire Registration. Nationwide Warranty Service Link: https://www.goodyear.com/en_US/support/tire-warranty.html

Online Tire Registration Link: https://www.goodyear.com/en_US/support/register-tires.html

EAGLE® F1 ASYMMETRIC 6

Ultra-high performance on wet and dry roads.



FEATURES	BENEFITS
1. Dry Contact Plus Technology for Improved Dry Performance	The innovative contact patch adapts to the driving style and road surface for improved dry performance - so you can react better and drive with more grip.
2. Wet Braking Pro Technology for Wet Road Readiness	Be wet road ready enabled by an innovative resin system that provides more micro-contact with the surface of the road, resulting in improved wet braking.
3. EV-Ready	Be future ready with a cutting-edge noise-cancelling pattern and new compound technology that reduces rolling resistance and increases electric range.



Dry Traction



Ultra Wet Traction



Cornering Stability



Steering Responsiveness



Chosen as Original Equipment by Global Vehicle Manufacturers

*For more complete information, go to Tire-HQ™ at www.tire-hq.com or contact your Goodyear representative.

All tires include Nationwide Warranty Service and Online Tire Registration. Nationwide Warranty Service Link: https://www.goodyear.com/en_US/support/tire-warranty.html
 Online Tire Registration Link: https://www.goodyear.com/en_US/support/register-tires.html

EAGLE F1 ASYMMETRIC 6 SPECIFICATIONS

Size	Service Description	Load Range	Sidewall	Product Code	Material Number	Approved Rim Widths (Inches)	Measuring Rim Width (Inches)	Section Width (Inches)	Overall Diameter (Inches)	Max Load (Lbs)	Tread Depth (in 32nds)	Revs / Mile	UTQG
Eagle F1 Asymmetric 6													
225/40R18	92Y	XL	BLT	112119668	261905	7.5 - 9.0	8.0	9.0	25.1	1389	8	833	300 AA A
235/40R18	95Y	XL	BLT	112111668	260951	8.0 - 9.5	8.5	9.5	25.4	1521	8	823	300 AA A

For more complete information, go to Tire-HQ™ at www.tire-hq.com or contact your Goodyear representative.



EAGLE® F1 ASYMMETRIC EAGLE® F1 ASYMMETRIC SUV

Active CornerGrip® Technology for Commanding Dry Grip and Ultra High-Performance Handling



Chosen as Original Equipment
by Global Vehicle Manufacturers



Dry Traction



Ultra Wet Traction



Cornering Stability



Steering Responsiveness

EAGLE F1 ASYMMETRIC SPECIFICATIONS

Size	Service Description	Load Range	Load Sidewall	Product Code	Material Number	Approved Rim Widths (Inches)	Measuring Rim Width (Inches)	Section Width (Inches)	Overall Diameter (Inches)	Max Load (Lbs)	Tread Depth (in 32nds)	Revs / Mile	UTQG	ORIGINAL EQUIPMENT FITMENT- 2024
Eagle F1 Asymmetric														
235/50ZR17	96Y	SL	BLT	784157636	243786	6.5 - 8.5	7.5	9.7	26.3	1565	10	795	240 AA A	PORSCHE BOXSTER / CAYMAN (2023 - 2024)
Eagle F1 Asymmetric SUV														
255/50R19	103W	SL	VSB	784287347	218483	7.0 - 9.0	8.0	10.4	29.1	1929	10	718	240 AA A	MERCEDES-BENZ ML / GLE-CLASS (2013 - 2018)
295/40R22	112W	XL	BLT	784102562	236369	10.0 - 11.5	10.5	11.9	31.3	2469	9	668	240 AA A	MERCEDES-BENZ G63 (2019 - 2024)

*For more complete information, go to Tire-HQ™ at www.tire-hq.com or contact your Goodyear representative.

All tires include Nationwide Warranty Service and Online Tire Registration. Nationwide Warranty Service Link: https://www.goodyear.com/en_US/support/tire-warranty.html

Online Tire Registration Link: https://www.goodyear.com/en_US/support/register-tires.html

EAGLE® F1 AT SELF SEAL



Chosen as Original Equipment
by Global Vehicle Manufacturers

EAGLE F1 AT SELF SEAL SPECIFICATIONS

Size	Service Description	Load Range	Load Sidewall	Product Code	Material Number	Approved Rim Widths (Inches)	Measuring Rim Width (Inches)	Section Width (Inches)	Overall Diameter (Inches)	Max Load (Lbs)	Tread Depth (in 32nds)	Revs / Mile	UTQG	ORIGINAL EQUIPMENT FITMENT - 2024
Eagle F1 AT Self Seal														
235/55R19	105W	XL	BLT	784042669	255673	6.5 - 8.5	7.5	9.7	29.2	2039	10	716	240 AA A	LAND ROVER DISCOVERY SPORT (L550) (2023 - 2023)

*For more complete information, go to Tire-HQ™ at www.tire-hq.com or contact your Goodyear representative.

All tires include Nationwide Warranty Service and Online Tire Registration. Nationwide Warranty Service Link: https://www.goodyear.com/en_US/support/tire-warranty.html

Online Tire Registration Link: https://www.goodyear.com/en_US/support/register-tires.html



EAGLE® F1 GS-2 EMT

Ultra High-Performance Tires for Specialty and OE Applications



Chosen as Original Equipment by Global Vehicle Manufacturers

EAGLE F1 GS-2 EMT SPECIFICATIONS


Size	Service Description	Load Range	Sidewall	Product Code	Material Number	Approved Rim Widths (Inches)	Measuring Rim Width (Inches)	Section Width (Inches)	Overall Diameter (Inches)	Max Load (Lbs)	Tread Depth (in 32nds)	Revs / Mile	UTQG	ORIGINAL EQUIPMENT FITMENT- 2024
Eagle F1 GS-2 EMT														
P245/40ZR18	88Y	LL	VSB	406609164	201866	8.0 - 9.5	8.5	9.8	25.7	1235	10	813	300 AA A	CHEVROLET CORVETTE C6 (2006 - 2018)
P285/35ZR19	90Y	LL	VSB	406610164	201867	9.5 - 11.0	10.0	11.4	26.9	1323	11	777	300 AA A	

EMT, run-flat radial. Refer to the run-flat owner's manual/limited warranty recommendations on operation at low or no air pressure. Pressure monitoring system required. Sold separately.



EAGLE® F1 GS EMT

Ultra High-Performance Tire for Specialty and OE Applications



Chosen as Original Equipment by Global Vehicle Manufacturers

EAGLE F1 GS EMT SPECIFICATIONS

Size	Service Description	Load Range	Sidewall	Product Code	Material Number	Approved Rim Widths (Inches)	Measuring Rim Width (Inches)	Section Width (Inches)	Overall Diameter (Inches)	Max Load (Lbs)	Tread Depth (in 32nds)	Revs / Mile	UTQG
Eagle F1 GS EMT													
P245/45ZR17	89Y	SL	VSB	406375063	90721	7.5 - 9.0	8.0	9.6	25.7	1279	10	814	300 AA A
P275/40ZR18	94Y	SL	VSB	406390063	90723	9.0 - 11.0	9.5	10.9	26.7	1477	10	784	300 AA A

EMT, run-flat radial. Refer to the run-flat owner's manual/limited warranty recommendations on operation at low or no air pressure. Pressure monitoring system required. Sold separately.
B02 – Broken serrated band – EMT

*For more complete information, go to Tire-HQ™ at www.tire-hq.com or contact your Goodyear representative.

All tires include Nationwide Warranty Service and Online Tire Registration. Nationwide Warranty Service Link: https://www.goodyear.com/en_US/support/tire-warranty.html
Online Tire Registration Link: https://www.goodyear.com/en_US/support/register-tires.html

EAGLE GT® II

Classic Styling and All-Season Traction



Chosen as Original Equipment
by Global Vehicle Manufacturers

EAGLE GT II SPECIFICATIONS

Size	Service Description	Load Range	Sidewall	Product Code	Material Number	Approved Rim Widths (Inches)	Measuring Rim Width (Inches)	Section Width (Inches)	Overall Diameter (Inches)	Max Load (Lbs)	Tread Depth (in 32nds)	Revs / Mile	UTQG
Eagle GT II													
P275/45R20	106V	SL	VSB	106137625	175627	8.5 - 10.5	9.0	10.8	29.8	2094	11	702	420 A A
P285/50R20	111H	SL	VSB	106087625	165523	8.0 - 10.0	9.0	11.7	31.3	2403	11	669	420 A A


*For more complete information, go to Tire-HQ™ at www.tire-hq.com or contact your Goodyear representative.

All tires include Nationwide Warranty Service and Online Tire Registration. Nationwide Warranty Service Link: https://www.goodyear.com/en_US/support/tire-warranty.html

Online Tire Registration Link: https://www.goodyear.com/en_US/support/register-tires.html

EAGLE NCT® 5 EMT

Impressive OE Fitments on European and Asian High-Performance Vehicles



Chosen as Original Equipment
by Global Vehicle Manufacturers

EAGLE NCT 5 EMT SPECIFICATIONS

Size	Service Load Description	Load Range	Sidewall	Product Code	Material Number	Approved Rim Widths (Inches)	Measuring Rim Width (Inches)	Section Width (Inches)	Overall Diameter (Inches)	Max Load (Lbs)	Tread Depth (in 32nds)	Revs / Mile	UTQG	ORIGINAL EQUIPMENT FITMENT- 2024
Eagle NCT 5 EMT														
255/50R21	106W	SL	WSW	797650655	244490	7.0 - 9.0	8.0	10.4	31.1	2094	10	673	240 A A	ROLLS-ROYCE PHANTOM (2023 - 2024)
285/45R21	109W	SL	WSW	797652655	244531	9.0 - 10.5	9.5	11.2	31.1	2271	10	673	240 A A	ROLLS-ROYCE PHANTOM (2023 - 2024)

EMT, run-flat radial. Refer to the run-flat owner's manual/limited warranty recommendations on operation at low or no air pressure. Pressure monitoring system required. Sold separately.

*For more complete information, go to Tire-HQ™ at www.tire-hq.com or contact your Goodyear representative.

All tires include Nationwide Warranty Service and Online Tire Registration. Nationwide Warranty Service Link: https://www.goodyear.com/en_US/support/tire-warranty.html
Online Tire Registration Link: https://www.goodyear.com/en_US/support/register-tires.html



EXCELLENCE®

(Select sizes with ROF)

Original Equipment Tire on Select European Import Vehicles



Dry Traction



Ultra Wet Traction



Steering Responsiveness



Chosen as Original Equipment
by Global Vehicle Manufacturers

EXCELLENCE SPECIFICATIONS

Size	Service Description	Load Range	Sidewall	Product Code	Material Number	Approved Rim Widths (Inches)	Measuring Rim Width (Inches)	Section Width (Inches)	Overall Diameter (Inches)	Max Load (Lbs)	Tread Depth (in 32nds)	Revs / Mile	UTQG	ORIGINAL EQUIPMENT FITMENT- 2024
Excellence														
255/45R20	101W	SL	BLT	684011293	224173	8.0 - 9.5	8.5	10.0	29.1	1819	10	719	240 A A	AUDI Q5 (2008 - 2016)
Excellence ROF														
245/40R19	98Y	XL	BLT	111003513	219429	8.0 - 9.5	8.5	9.8	26.7	1653	9	782	240 A A	BMW 5-SERIES / 6-SERIES (2013 - 2017)
245/45R19	98Y	SL	BLT	111016513	209228	7.5 - 9.0	8.0	9.6	27.7	1653	10	755	240 A A	BMW 5-SERIES GT (2006 - 2016)
275/35R19	96Y	SL	BLT	111446513	217121	9.0 - 11.0	9.5	10.9	26.6	1565	9	787	240 A A	BMW 5-SERIES / 6-SERIES (2013 - 2017)
275/40R19	101Y	SL	BLT	111017513	209229	9.0 - 11.0	9.5	11.0	27.7	1819	10	755	240 A A	BMW 5-SERIES GT (2006 - 2016)
245/40R20	99Y	XL	BLT	111045513	209251	8.0 - 9.5	8.5	9.8	27.7	1709	10	754	240 A A	BMW 5-SERIES GT (2011 - 2017)
275/35R20	102Y	XL	BLT	111048513	209252	9.0 - 11.0	9.5	10.9	27.6	1874	10	758	240 A A	BMW 7-SERIES (2013 - 2017)

ROF, RunOnFlat® radial. Refer to the RunOnFlat owner's manual/limited warranty recommendations on operation at low or no air pressure. Pressure monitoring system required. Sold separately.

*For more complete information, go to Tire-HQ™ at www.tire-hq.com or contact your Goodyear representative.

All tires include Nationwide Warranty Service and Online Tire Registration. Nationwide Warranty Service Link: https://www.goodyear.com/en_US/support/tire-warranty.html

Online Tire Registration Link: https://www.goodyear.com/en_US/support/register-tires.html



EFFICIENTGRIP® ROF

(Select sizes with ROF)

Original Equipment Tire on Select European Vehicles

FEATURES

- Optimized silica tread compound
- Wide circumferential grooves
- OE-tuned asymmetric tread design

BENEFITS

- Helps provide enhanced traction in wet conditions
- Help evacuate water from beneath the tread
- Provides responsive handling and a smooth touring ride



Dry Traction



Ultra Wet Traction



Steering Responsiveness



Chosen as Original Equipment by Global Vehicle Manufacturers

EFFICIENTGRIP ROF SPECIFICATIONS

Size	Service Description	Load Range	Load Sidewall	Product Code	Material Number	Approved Rim Widths (Inches)	Measuring Rim Width (Inches)	Section Width (Inches)	Overall Diameter (Inches)	Max Load (Lbs)	Tread Depth (in 32nds)	Revs / Mile	UTQG	ORIGINAL EQUIPMENT FITMENT- 2024
EfficientGrip ROF														
225/45R18	91V	SL	BLT	112031344	232663	7.0 - 8.5	7.5	8.9	25.9	1356	10	806	340 A A	BMW X1 (2013 - 2016)
255/40R18	95Y	SL	BLT	112006344	222730	8.5 - 10.0	9.0	10.2	26.0	1521	11	803	340 A A	BMW 3-SERIES / 4-SERIES (2013 - 2018)
235/45R19	95V	SL	BLT	112014344	227807	7.5 - 9.0	8.0	9.3	27.4	1521	10	764	340 A A	MERCEDES-BENZ GLA-CLASS (2013 - 2020)
255/40R19	100Y	XL	BLT	112228344	217692	8.5 - 10.0	9.0	10.2	27.1	1764	10	773	340 A A	AUDI A7 (2013 - 2018)

ROF, RunOnFlat® radial. Refer to the RunOnFlat owner's manual/limited warranty recommendations on operation at low or no air pressure. Pressure monitoring system required. Sold separately.

EFFICIENTGRIP® PERFORMANCE & PERFORMANCE ROF

EFFICIENTGRIP PERFORMANCE & PERFORMANCE ROF SPECIFICATIONS

Size	Service Description	Load Range	Load Sidewall	Product Code	Material Number	Approved Rim Widths (Inches)	Measuring Rim Width (Inches)	Section Width (Inches)	Overall Diameter (Inches)	Max Load (Lbs)	Tread Depth (in 32nds)	Revs / Mile	UTQG	ORIGINAL EQUIPMENT FITMENT- 2024
EfficientGrip Performance														
205/45R17	88V	XL	BLT	112084534	243505	6.5 - 7.5	7.0	8.1	24.3	1235	9	862	340 A A	FIAT 500 BEV (2020 - 2024)
225/55R17	97W	SL	BLT	112073534	241884	6.0 - 8.0	7.0	9.2	26.8	1609	9	781	340 A A	MINI COUNTRYMAN (2018 - 2021)
235/50R20	100T	SL	BLT	112080634	243636	6.5 - 8.5	8.0	9.9	29.5	1764	9	708	340 A A	
255/45R20	101T	SL	BSL	112081631	243637	8.0 - 9.5	8.5	10.0	29.1	1819	9	719	340 A A	
EfficientGrip Performance ROF														
195/55R16	87W	SL	BLT	112015379	228037	5.5 - 7.0	6.0	7.9	24.4	1201	10	856	340 A A	

ROF, RunOnFlat® radial. Refer to the RunOnFlat owner's manual/limited warranty recommendations on operation at low or no air pressure. Pressure monitoring system required. Sold separately.

*For more complete information, go to Tire-HQ™ at www.tire-hq.com or contact your Goodyear representative.

All tires include Nationwide Warranty Service and Online Tire Registration. Nationwide Warranty Service Link: https://www.goodyear.com/en_US/support/tire-warranty.html
 Online Tire Registration Link: https://www.goodyear.com/en_US/support/register-tires.html



EFFICIENTGRIP® PERFORMANCE 2

(Select sizes SoundComfort Technology®)

Original Equipment Tire on Select European Vehicles

FEATURES	BENEFITS
Optimized silica tread compound	Helps provide enhanced traction in wet conditions
Wide circumferential grooves	Help evacuate water from beneath the tread
OE-tuned asymmetric tread design	Provides responsive handling and a smooth touring ride



Dry Traction



Ultra Wet Traction



Steering Responsiveness



Chosen as Original Equipment by Global Vehicle Manufacturers

EFFICIENTGRIP PERFORMANCE 2

Size	Service Description	Load Range	Sidewall	Product Code	Material Number	Approved Rim Widths (Inches)	Measuring Rim Width (Inches)	Section Width (Inches)	Overall Diameter (Inches)	Max Load (Lbs)	Tread Depth (in 32nds)	Revs / Mile	UTQG	ORIGINAL EQUIPMENT FITMENT- 2024
EfficientGrip Performance 2														
235/60R20	108H	XL	BLT	112088638	244008	6.5 - 8.5	7.0	9.4	31.1	2205	8	672	300 A A	BMW i-NEXT (2021 - 2024)
EfficientGrip Performance 2 SCT														
255/50R21	109Y	XL	BLT	112090638	244009	7.0 - 9.0	8.0	10.4	31.1	2271	8	673	300 AA A	BMW i-NEXT (2021 - 2024)

SCT-Sound Comfort Technology

*For more complete information, go to Tire-HQ™ at www.tire-hq.com or contact your Goodyear representative.

All tires include Nationwide Warranty Service and Online Tire Registration. Nationwide Warranty Service Link: https://www.goodyear.com/en_US/support/tire-warranty.html

Online Tire Registration Link: https://www.goodyear.com/en_US/support/register-tires.html

ALL-TERRAIN



	Wrangler Steadfast HT®	Wrangler® Workhorse® HT	Wrangler® Workhorse® AT	Wrangler® All-Terrain Adventure with Kevlar®	Wrangler DuraTrac® RT	Wrangler Boulder MT®
On/Off Road Estimated Usage*	90/10	90/10	70/30	70/30	50/50	20/80
Severe Snow Designation**						
DuPont™ Kevlar®						
3-Ply					Sidewall	Sidewall + Tread
Durawall® Technology				●	●	
TractiveGroove Technology®					●	●
60-Day Satisfaction Guarantee†						
Tread Life Limited Warranty†	70,000 MI / 115,000 KM	60,000 MI / 95,000 KM	50,000 MI / 80,000 KM	60,000 MI / 95,000 KM	50,000 MI / 80,000 KM	
# of Sizes	25	34	40	34	42	17
Speed Rating	T, H, V	R, S, T, H	R, S, T, H	R, S, T, H	Q, R, S, T	P, Q
Rim Sizes	16" - 20", 22"	16" - 18", 20", 22"	16" - 18", 20", 22"	16" - 20"	16" - 18", 20", 22"	15" - 18", 20", 22"
Load Range	SL, XL	SL, XL, D, E	SL, XL, D, E	SL, XL, C, E	SL, XL, E, F	C, D, E, F

**Estimated on/off road usage based on tire design characteristics.

**The Three-Peak Mountain Snowflake Designation located on the sidewall of a tire indicates a tire that meets a snow traction standard set by FMVSS (Federal Motor Vehicle Safety Standards).

*** Select LT sizes only.

† For complete product and warranty details, please visit www.goodyear.com/en_US/support/tire-warranty/tread-life.html.

For more complete information, go to Tire-HQ™ at www.tire-hq.com or contact your Goodyear representative.

DuPont™ and Kevlar® are trademarks or registered trademarks of E.I. du Pont de Nemours and Company used under license by The Goodyear Tire & Rubber Company and affiliates.



COMMUTER TOURING TIRE SELECTOR CHART

	On-Road											On-/Off-Road											Off-Road					Trailer						
	Wrangler Steadfast HT	Wrangler Workhorse HT	Wrangler Workhorse HT C-Type	Wrangler SR-A	Wrangler Fortitude HT	Wrangler Territory HT	Wrangler HT	Wrangler HP	Wrangler ST	Fortera HL	Radial H/T	Wrangler All-Terrain Adventure With Kevlar	Wrangler All-Terrain Adventure With Kevlar Pro-Grade	Wrangler Workhorse AT	Wrangler Workhorse AT C-Type	Wrangler Territory AT	Wrangler Territory AT/S	Wrangler TrailRunner AT	Wrangler Enforcer AT	Wrangler AT/S	Wrangler AT	Wrangler Duratrac RT	Wrangler Duratrac	Wrangler Territory RT	Wrangler Boulder MT	Wrangler Territory MT	Fierce Attitude M/T	Wrangler Enforcer MT	Wrangler MT	Endurance				
LT285/70R17		E									F																							
LT285/75R17																																		
LT295/70R17																																		
LT315/70R17																																		
35X12.50R17LT																																		
37X12.50R17LT																																		
LT225/65R18																																		
LT265/70R18		E											E	E																				
LT275/65R18		E											C,E	E																				
LT275/70R18		E											E	E																				
LT285/65R18																																		
LT285/75R18																																		
LT295/65R18																																		
LT295/70R18																																		
LT305/65R18																																		
LT305/70R18																																		
LT325/65R18																																		
33X12.50R18LT																																		
35X12.50R18LT																																		
LT265/60R20		E											E	E																				
LT275/55R20																																		
LT275/60R20																																		
LT275/65R20		E											E																					
LT285/55R20																																		
LT285/60R20		E											E																					
LT285/65R20																																		
LT295/55R20																																		
LT295/60R20																																		
LT295/65R20																																		
LT305/55R20																																		
LT325/60R20																																		
33X12.50R20LT																																		
35X12.50R20LT																																		
37X12.50R20LT																																		
LT265/60R22																																		
LT305/55R22																																		
35X12.50R22LT																																		
37X12.50R22LT																																		
37X13.50R22LT																																		
ST205/75R14																																		D
ST215/75R14																																		D
ST205/75R15																																		D
ST225/75R15																																		E
ST235/80R16																																		E
ST235/85R16																																		E
ST255/85R16																																		E

Size chart includes active products only as of February 2024



On-Road

Wrangler Steadfast HT®

Engineered with life's adventures in mind. With Goodyear Wrangler Steadfast HT® tires, there's no such thing as unexpected. They're designed to deliver the reliability and performance you need to be prepared for whatever comes your way.



Goodyear 60-Day Satisfaction Guarantee

70,000 mi / 115,000 km Tread Life Limited Warranty**

Enjoy Every Drive - Balanced tread and a proven sidewall design deliver a smooth and quiet ride that can help make even those unplanned adventures smooth sailing.

Extend Your Journey

A 70,000-mile tread-life limited warranty means you can go as far as your adventures take you. Plus, the built-in Wear Gauge® provides convenient and easy tread-depth readings.



Take on Life's Detours

To help take on those unexpected adventures, DuPont™ Kevlar® has been incorporated into the tire treads. This heat-resistant, strong material helps provide you the confidence to handle what the road has to offer.

Reign in the Rain

Deeper, wider grooves are designed to enhance traction and control even on the wettest roads. So you'll have peace of mind on your daily drives no matter the season.



Scan or click here to watch a video on this product.

** For complete product and warranty details, please visit www.goodyear.com/en_US/support/tire-warranty/tread-life.html.
For more complete information, go to Tire-HQ™ at www.tire-hq.com or contact your Goodyear representative.

Popular Fitments

Chevrolet Silverado, Jeep Grand Cherokee, GMC Yukon

WRANGLER STEADFAST HT SPECIFICATIONS

Size	Service Description	Load Range	Sidewall	Product Code	Material Number	Approved Rim Widths (Inches)	Measuring Rim Width (Inches)	Section Width (Inches)	Overall Diameter (Inches)	Max Load (Lbs)	Tread Depth (in 32nds)	Revs / Mile	UTQG
Wrangler Steadfast HT													
265/70R16	112T	SL	BSL	269017969	243377	7.0 - 9.0	8.0	10.7	30.6	2469	12	682	800 A B
225/60R17	99H	SL	BSL	269004969	243335	6.0 - 8.0	6.5	9.0	27.6	1709	12	756	800 A B
225/65R17	102H	SL	BSL	269561969	243333	6.0 - 8.0	6.5	9.0	27.5	1874	12	761	800 A B
245/70R17	110T	SL	BSL	269016969	243376	6.5 - 8.0	7.0	9.8	30.6	2337	12	684	800 A B
255/65R17	110T	SL	BSL	269027969	246934	7.0 - 9.0	7.5	10.2	30.1	2337	12	695	800 A B
265/65R17	112T	SL	BSL	269022969	243381	7.5 - 9.5	8.0	10.7	30.6	2469	12	684	800 A B
265/70R17	115T	SL	BSL	269005969	243336	7.0 - 9.0	8.0	10.7	31.7	2679	12	660	800 A B
235/60R18	107H	XL	BSL	269018969	243378	6.5 - 8.5	7.0	9.5	29.1	2149	12	718	800 A B
235/65R18	106H	SL	BSL	269012969	243372	6.5 - 8.5	7.0	9.5	30.0	2094	12	696	800 A B
245/60R18	105H	SL	BSL	269023969	243382	7.0 - 8.5	7.0	9.8	29.6	2039	12	707	800 A B
265/60R18	110H	SL	BSL	269007969	243338	7.5 - 9.5	8.0	10.7	30.5	2337	12	685	800 A B
265/65R18	114T	SL	BSL	269009969	243340	7.5 - 9.5	8.0	10.7	31.5	2601	12	663	800 A B
275/65R18	116T	SL	BSL	269006969	243337	7.5 - 9.5	8.0	11.0	32.1	2756	12	651	800 A B
235/50R19	99H	SL	BSL	269030969	243385	6.5 - 8.5	7.5	9.7	28.3	1709	12	738	800 A B
235/55R19	101V	SL	BSL	269020969	247006	6.5 - 8.5	7.5	9.7	29.2	1819	12	716	800 A B
245/55R19	103T	SL	BSL	269010969	243371	7.0 - 8.5	7.5	10.0	29.7	1929	12	705	800 A B
235/55R20	102V	SL	BSL	269024969	247007	6.5 - 8.5	7.5	9.7	30.2	1874	12	693	800 A B
245/60R20	107H	SL	BSL	269031969	246935	7.0 - 8.5	7.0	9.8	31.6	2149	12	662	800 A B
255/50R20	109H	XL	BSL	269015969	243375	7.0 - 9.0	8.0	10.4	30.1	2271	12	695	800 A B
255/55R20	107V	SL	BSL	269025969	247008	7.0 - 9.0	8.0	10.4	31.0	2149	12	674	800 A B
265/50R20	107H	SL	BSL	269011969	246896	7.5 - 9.5	8.5	10.9	30.5	2149	12	686	800 A B
275/55R20	113H	SL	BSL	269001969	243332	7.5 - 9.5	8.5	11.2	31.9	2535	12	655	800 A B
275/60R20	115H	SL	BSL	269019969	243379	7.5 - 9.5	8.0	11.0	33.0	2679	12	633	800 A B
275/50R22	115H	XL	BSL	269026969	246933	7.5 - 9.5	8.5	11.2	32.9	2679	12	636	800 A B
285/45R22	114H	XL	BSL	269013969	243373	9.0 - 10.5	9.5	11.2	32.1	2601	12	651	800 A B

Do not attempt to mount 16" rim diameter tires on 16.5" rim diameter wheels; this may result in serious injury or death.

NOTE: When replacing a vehicle's original equipment light truck tires with passenger car tires, the load on each replacement car tire must not exceed the maximum load stamped on the replacement car tire sidewall divided by 1.10



On-Road

Wrangler® Workhorse® HT

The strength to go the extra mile. Built for towing, hauling, and longevity.



Goodyear 60-Day Satisfaction Guarantee

60,000 mi / 95,000 km Tread Life Limited Warranty**

- Built for the Long Haul - Ride with a tire that gives you longevity for tough days, hard work and jobs done right.
- Wear Them Well - Every hardworking driver should get where they're going with a smooth, confident ride.
- As Tough as You Are - Engineered to give you toughness, stability and wet traction to help you get the job done.

Work No Matter the Weather

Be there rain, sleet or shine with tires that help move water out of the way for enhanced braking in wet conditions.



 Scan or click here to watch a video on this product.

** For complete product and warranty details, please visit www.goodyear.com/en_US/support/tire-warranty/tread-life.html.
For more complete information, go to Tire-HQ™ at www.tire-hq.com or contact your Goodyear representative.

Popular Fitments

Ford F150, Nissan Titan, GMC Sierra

WRANGLER WORKHORSE HT SPECIFICATIONS

Size	Service Description	Load Range	Sidewall	Product Code	Material Number	Approved Rim Widths (Inches)	Measuring Rim Width (Inches)	Section Width (Inches)	Overall Diameter (Inches)	Max Load (Lbs)	Tread Depth (in 32nds)	Revs / Mile	UTQG
Wrangler Workhorse HT													
235/70R16	106T	SL	BSL	116086632	241563	6.0 - 8.0	7.0	9.4	29.0	2094	12	721	640 A B
245/70R16	107T	SL	OWL	116085652	241562	6.5 - 8.0	7.0	9.8	29.5	2149	12	708	640 A B
245/75R16	111T	SL	OWL	116084652	241561	6.5 - 8.0	7.0	9.8	30.5	2403	12	686	640 A B
265/75R16	116T	SL	OWL	116072652	241543	7.0 - 9.0	7.5	10.5	31.7	2756	12	660	640 A B
235/65R17	104T	SL	BSL	116083632	241560	6.5 - 8.5	7.0	9.4	29.1	1984	12	719	640 A B
235/70R17	109T	SL	BSL	116082632	241559	6.0 - 8.0	6.5	9.3	30.9	2271	12	677	640 A B
245/65R17	107T	SL	BSL	116081632	241558	7.0 - 8.5	7.0	9.8	29.5	2149	12	708	640 A B
245/70R17	110T	SL	OWL	116080652	241557	6.5 - 8.0	7.0	9.8	30.6	2337	12	684	640 A B
255/70R17	112T	SL	OWL	116002652	241556	6.5 - 8.5	7.5	10.2	31.1	2469	12	672	640 A B
265/65R17	112T	SL	OWL	116079652	241555	7.5 - 9.5	8.0	10.7	30.6	2469	12	684	640 A B
*265/70R17	115T	SL	OWL	116010652	241642	7.0 - 9.0	8.0	10.7	31.7	2679	12	660	640 A B
265/70R17	115T	SL	VSB	116007651	241632	7.0 - 9.0	8.0	10.7	31.7	2679	12	660	640 A B
245/60R18	105T	SL	BSL	116078632	241554	7.0 - 8.5	7.0	9.8	29.6	2039	12	707	640 A B
255/65R18	111T	SL	BSL	116003632	241553	7.0 - 9.0	7.5	10.2	31.1	2403	12	673	640 A B
265/65R18	114T	SL	BSL	116006632	255785	7.5 - 9.5	8.0	10.7	31.5	2601	11	642	640 A B
265/70R18	116T	SL	OWL	116075652	241551	7.0 - 9.0	8.0	10.7	32.6	2756	12	640	640 A B
275/65R18	116T	SL	OWL	116009652	241639	7.5 - 9.5	8.0	11.0	32.1	2756	12	651	640 A B
275/55R20	113T	SL	VSB	116008651	241638	7.5 - 9.5	8.5	11.2	31.9	2535	12	655	640 A B
285/45R22	114H	XL	BSL	116074632	241550	9.0 - 10.5	9.5	11.2	32.1	2601	12	651	640 A B
LT215/85R16	115/112R**	E	BSL	131517875	241641	5.5 - 7.0	6.0	8.6	30.4	2680	13	688	
LT225/75R16	115/112R**	E	BSL	131748875	241635	6.0 - 7.0	6.0	8.8	29.3	2680	14	714	
LT235/85R16	120/116R**	E	BSL	131745944	241644	6.0 - 7.5	6.5	9.3	31.7	3042	15	659	
LT245/75R16	120/116R**	E	BSL	131747875	241640	6.5 - 8.0	7.0	9.8	30.5	3042	14	686	
LT265/75R16	123/120R**	E	OWL	131746954	241564	7.0 - 9.0	7.5	10.5	31.7	3415	15	660	
LT235/80R17	120/117R**	E	BSL	131635875	241637	6.0 - 7.5	6.5	9.3	31.8	3085	13	657	
LT245/70R17	119/116R**	E	BSL	131469875	241634	6.5 - 8.0	7.0	9.8	30.6	3000	14	684	
LT245/75R17	121/118R**	E	BSL	131636875	241631	6.5 - 7.5	7.0	9.8	31.5	3195	13	663	
LT265/70R17	121/118R**	E	BSL	131535875	241633	7.0 - 8.5	8.0	10.7	31.7	3195	14	660	
LT285/70R17	121/118R**	E	BSL	131096944	241548	7.5 - 9.5	8.5	11.5	32.8	3195	13	638	
LT265/70R18	124/121R**	E	BSL	131099944	241547	7.0 - 9.0	8.0	10.7	32.6	3525	13	640	
LT275/65R18	123/120R**	E	BSL	131092875	241636	7.5 - 9.0	8.0	11.0	32.1	3415	13	651	
LT275/70R18	125/122R**	E	BSL	131646875	241570	7.0 - 8.5	8.0	11.0	33.2	3640	13	630	
LT265/60R20	121/118S**	E	BSL	131020944	254332	8.0 - 9.5	8.0	10.7	32.5	3195	13	643	
LT275/65R20	126/123R**	E	BSL	131090944	241546	8.0 - 9.5	8.0	11.0	34.1	3750	13	613	
LT285/60R20	125/122R**	E	BSL	131015944	241544	8.5 - 10.0	8.5	11.5	33.5	3640	13	625	
Wrangler Workhorse HT C-Type													
195/75R16C	107/105R**	D	VSB	131196995	244634	5.0 - 6.0	5.5	7.7	28.0	2150	11	741	
225/75R16C	121/120R**	E	VSB	131194995	244633	6.0 - 7.0	6.0	8.8	29.3	3195	11	709	
235/65R16C	121/119R**	E	VSB	131195995	244632	6.5 - 7.0	7.0	11.0	28.0	3195	11	741	

*Discontinued July 2023-February 2024

**Max load decreases if tire is used in a dual application. For dual max load please refer to the tire sidewall.

Do not attempt to mount 16" rim diameter tires on 16.5" rim diameter wheels; this may result in serious injury or death.

NOTE: When replacing a vehicle's original equipment light truck tires with passenger car tires, the load on each replacement car tire must not exceed the maximum load stamped on the replacement car tire sidewall divided by 1.10

WRANGLER SR-A®

A Trusted Tire Offering a Smooth, Quiet Ride

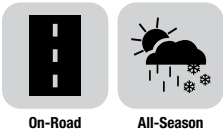


WRANGLER SR-A TREAD PATTERN VARIES WITH SIZE AND APPLICATION

FEATURES	BENEFITS
1. Zigzag microgrooves	Offer enhanced traction in rain, snow and ice
2. Wide circumferential grooves	Help move water away from the tread for enhanced traction in rain
3. Exclusive wet traction compound	Helps provide traction on wet roads

50000*
MILE TREAD LIFE
LIMITED WARRANTY

80,000 Kilometer
Tread Life
Limited Warranty
P-Metric Sizes Only



Chosen as Original Equipment
by Global Vehicle Manufacturers

*For more complete information, go to Tire-HQ™ at www.tire-hq.com or contact your Goodyear representative.

All tires include Nationwide Warranty Service and Online Tire Registration. Nationwide Warranty Service Link: https://www.goodyear.com/en_US/support/tire-warranty.html
Online Tire Registration Link: https://www.goodyear.com/en_US/support/register-tires.html

WRANGLER SR-A SPECIFICATIONS

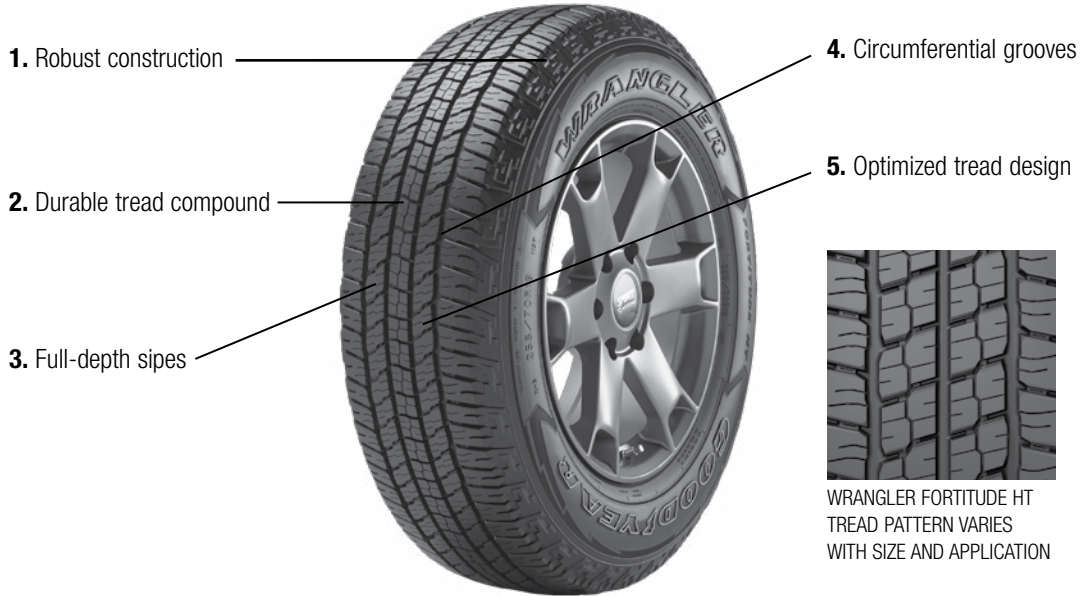
Size	Service Description	Load Range	Sidewall	Product Code	Material Number	Approved Rim Widths (Inches)	Measuring Rim Width (Inches)	Section Width (Inches)	Overall Diameter (Inches)	Max Load (Lbs)	Tread Depth		UTQG	ORIGINAL EQUIPMENT FITMENT- 2024
											(in 32nds)	Revs / Mile		
Wrangler SR-A														
P225/70R15	100S	SL	OWL	183482418	201530	6.0 - 7.5	6.5	9.0	27.4	1753	11	762	500 A B	
P255/70R16	109S	SL	OWL	183601418	201210	6.5 - 8.5	7.5	10.2	30.1	2271	12	695	500 A B	
P255/75R17	113S	SL	OWL	183107418	199747	6.5 - 8.5	7.0	10.0	32.1	2535	12	649	500 A B	JEEP WRANGLER (2013 - 2018)
P265/70R17	113R	SL	OWL	183106418	175026	7.0 - 9.0	8.0	10.7	31.7	2535	12	660	500 A B	RAM 1500 (2013 - 2023)
P265/70R17	113R	SL	VSB	183106436	175021	7.0 - 9.0	8.0	10.7	31.7	2535	12	660	500 A B	RAM 1500 (2013 - 2023)
P275/60R20	114S	SL	OWL	183934492	216827	7.5 - 9.5	8.0	11.0	33.0	2601	11	634	500 A B	RAM 1500 (2013 - 2023)
P275/60R20	114S	SL	VSB	183934436	202747	7.5 - 9.5	8.0	11.0	33.0	2601	11	634	500 A B	NISSAN TITAN (2013 - 2023)
P275/60R20	114S	SL	VSB	183934470	221505	7.5 - 9.5	8.0	11.0	33.0	2601	11	634	500 A B	RAM 1500 (2013 - 2023)

Do not attempt to mount 16" rim diameter tires on 16.5" rim diameter wheels; this may result in serious injury or death.

NOTE: When replacing a vehicle's original equipment light truck tires with passenger car tires, the load on each replacement car tire must not exceed the maximum load stamped on the replacement car tire sidewall divided by 1.10

WRANGLER FORTITUDE HT®

Strength to Tackle the Demands of Your Day, Every Day



FEATURES	BENEFITS
1. Robust construction	Helps vehicle handle the stress of heavy loads
2. Durable tread compound	Promotes uniform wear for maximizing tread life
3. Full-depth sipes	Enhance snow traction with extra biting edges
4. Circumferential grooves	Help resist hydroplaning for steady handling
5. Optimized tread design	Reduces road noise for a quiet ride

65000*
MILE TREAD LIFE
LIMITED WARRANTY

105,000 Kilometer
Tread Life
Limited Warranty
SL and XL Sizes Only



On-Road



All-Season



Ultra Wet
Traction



Chosen as Original Equipment
by Global Vehicle Manufacturers

*For more complete information, go to Tire-HQ™ at www.tire-hq.com or contact your Goodyear representative.

All tires include Nationwide Warranty Service and Online Tire Registration. Nationwide Warranty Service Link: https://www.goodyear.com/en_US/support/tire-warranty.html
Online Tire Registration Link: https://www.goodyear.com/en_US/support/register-tires.html

WRANGLER FORTITUDE HT SPECIFICATIONS

Size	Service Description	Load Range	Sidewall	Product Code	Material Number	Approved Rim Widths (Inches)	Measuring Rim Width (Inches)	Section Width (Inches)	Overall Diameter (Inches)	Max Load (Lbs)	Tread Depth (in 32nds)	Revs / Mile	UTQG	ORIGINAL EQUIPMENT FITMENT - 2024
Wrangler Fortitude HT														
265/70R16	112T	SL	BSL	157045622	222656	7.0 - 9.0	8.0	10.7	30.6	2469	11	682	680 A B	CHEVROLET COLORADO (2015 - 2020)
225/65R17	102H	SL	VS	157561834	239534	6.0 - 8.0	6.5	9.0	28.5	1874	10	733	680 A B	GMC TERRAIN AT4 (2022 - 2023)
255/65R17	110T	SL	BSL	157069622	222654	7.0 - 9.0	7.5	10.2	30.1	2337	11	695	680 A B	CHEVROLET/ GMC COLORADO / CANYON (2015 - 2022)
265/70R17	115T	SL	OWL	157042620	222031	7.5 - 9.5	8.0	10.7	31.7	2679	12	682	680 A B	FORD EXPEDITION SSV (POLICE) (2019 - 2022)
265/60R18	110T	SL	BSL	157076622	222652	7.5 - 9.5	8.0	10.7	30.5	2337	11	685	680 A B	CHEVROLET COLORADO (2015 - 2022)
275/65R18	116T	SL	VS	157066708	228707	7.5 - 9.5	8.0	11.0	32.1	2756	11	651	680 A B	RAM 1500 (2018 - 2023)

Do not attempt to mount 16" rim diameter tires on 16.5" rim diameter wheels; this may result in serious injury or death.

NOTE: When replacing a vehicle's original equipment light truck tires with passenger car tires, the load on each replacement car tire must not exceed the maximum load stamped on the replacement car tire sidewall divided by 1.10

WRANGLER TERRITORY® HT

An All-Season Tire Engineered for Original Equipment Fitments



FEATURES

- Reinforced tire construction
- Tuned Tread Pitch Sequence
- Ribbed tread pattern

BENEFITS

- Strength and durability to tackle the demands of your day, every day
- Reduced tread pattern noise
- Helps to deliver a smooth quiet ride



Chosen as Original Equipment
by Global Vehicle Manufacturers

WRANGLER TERRITORY HT SPECIFICATIONS

Size	Service Description	Load Range	Sidewall	Product Code	Material Number	Approved Rim Widths (Inches)	Measuring Rim Width (Inches)	Section Width (Inches)	Overall Diameter (Inches)	Max Load (Lbs)	Tread Depth (in 32nds)	Revs / Mile	UTQG	ORIGINAL EQUIPMENT FITMENT - 2024
Wrangler Territory HT														
255/65R17	110T	SL	BSL	827017973	240998	7.0 - 9.0	7.5	10.2	30.1	2337	10	695	680 A B	CHEVROLET/ GMC COLORADO / CANYON (2023 - 2024)
275/60R20	115H	SL	VSB	827018815	243531	7.5 - 9.5	8.0	11.0	33.0	2679	11	634	680 A B	FORD F-150 (2023 - 2024)
275/60R20	116T	XL	VSB	827037815	255787	7.5 - 9.5	8.0	11.0	33.0	2756	9	633	680 A B	FORD F-150 LIGHTNING (2023 - 2024)
LT245/75R17	121/118R**	E	BSL	844077001	244081	6.5 - 7.5	7.0	9.8	31.5	3195	12	659		GMC BRIGHTDROP EV600 (2023 - 2024)

**Max load decreases if tire is used in a dual application. For dual max load please refer to the tire sidewall.

NOTE: When replacing a vehicle's original equipment light truck tires with passenger car tires, the load on each replacement car tire must not exceed the maximum load stamped on the replacement car tire sidewall divided by 1.10

*For more complete information, go to Tire-HQ™ at www.tire-hq.com or contact your Goodyear representative.

All tires include Nationwide Warranty Service and Online Tire Registration. Nationwide Warranty Service Link: https://www.goodyear.com/en_US/support/tire-warranty.html

Online Tire Registration Link: https://www.goodyear.com/en_US/support/register-tires.html



WRANGLER® HT

An All-Season Tire for Heavy-Duty Trucks and Full-Size Vans

FEATURES	BENEFITS
----------	----------

Patented, all-season tread design	Offers year-round traction
Circumferential channels	Offer dependable wet traction
Solid center rib	Offers a smooth ride and long, even wear



All-Season



On-Road



Chosen as Original Equipment
by Global Vehicle Manufacturers

WRANGLER HT SPECIFICATIONS

Size	Service Description	Load Range	Sidewall	Product Code	Material Number	Approved Rim Widths (Inches)	Measuring Rim Width (Inches)	Section Width (Inches)	Overall Diameter (Inches)	Max Load (Lbs)	Tread Depth (in 32nds)	Revs / Mile
Wrangler HT												
LT215/75R15	106/103Q**	D	BSL	744154900	182302	5.5 - 7.0	6.0	8.5	27.7	2095	14	755

**Max load decreases if tire is used in a dual application. For dual max load please refer to the tire sidewall.

NOTE: When replacing a vehicle's original equipment light truck tires with passenger car tires, the load on each replacement car tire must not exceed the maximum load stamped on the replacement car tire sidewall divided by 1.10

*For more complete information, go to Tire-HQ™ at www.tire-hq.com or contact your Goodyear representative.

All tires include Nationwide Warranty Service and Online Tire Registration. Nationwide Warranty Service Link: https://www.goodyear.com/en_US/support/tire-warranty.html

Online Tire Registration Link: https://www.goodyear.com/en_US/support/register-tires.html

WRANGLER® HP

An All-Season Tire Found on Select Truck and SUV Original Equipment Fitments



FEATURES

- Wide circumferential channels
- High sipe density
- Large, stiff shoulder blocks
- Lower profile sidewalls

BENEFITS

- Help efficiently evacuate water from beneath the tread for enhanced wet traction
- Offers enhanced all-season traction and a comfortable ride
- Help provide responsive handling and agility
- Enhance responsiveness and handling



All-Season



On-Road



Chosen as Original Equipment
by Global Vehicle Manufacturers

WRANGLER HP SPECIFICATIONS

Size	Service Description	Load Range	Sidewall	Product Code	Material Number	Approved Rim Widths (Inches)	Measuring Rim Width (Inches)	Section Width (Inches)	Overall Diameter (Inches)	Max Load (Lbs)	Tread Depth (in 32nds)	Revs / Mile	UTQG	ORIGINAL EQUIPMENT FITMENT- 2024
Wrangler HP														
P265/70R17	113S	SL	VSB	403422171	175652	7.0 - 9.0	8.0	10.7	31.7	2535	12	660	340 A B	RAM 1500 (2013 - 2022)
255/70R18	113T	SL	VSB	403074417	233543	6.5 - 8.5	7.5	10.2	32.1	2535	10	651	340 A B	FORD EXPEDITION / NAVIGATOR (2022 - 2024)

NOTE: When replacing a vehicle's original equipment light truck tires with passenger car tires, the load on each replacement car tire must not exceed the maximum load stamped on the replacement car tire sidewall divided by 1.10

*For more complete information, go to Tire-HQ™ at www.tire-hq.com or contact your Goodyear representative.

All tires include Nationwide Warranty Service and Online Tire Registration. Nationwide Warranty Service Link: https://www.goodyear.com/en_US/support/tire-warranty.html

Online Tire Registration Link: https://www.goodyear.com/en_US/support/register-tires.html



WRANGLER® ST

An All-Season Tire Found on Select Truck and SUV Original Equipment Fitments

FEATURES	BENEFITS
All-season tread design	Offers all-season traction
Wide circumferential channels	Help to efficiently evacuate water from beneath the tread for enhanced wet traction



All-Season



On-Road



Chosen as Original Equipment by Global Vehicle Manufacturers

WRANGLER ST SPECIFICATIONS

Size	Service Description	Load Range	Load Sidewall	Product Code	Material Number	Approved Rim Widths (Inches)	Measuring Rim Width (Inches)	Section Width (Inches)	Overall Diameter (Inches)	Max Load (Lbs)	Tread Depth (in 32nds)	Revs / Mile	UTQG	ORIGINAL EQUIPMENT FITMENT- 2024
Wrangler ST														
P225/75R16	104S	SL	VSB	773017415	117069	6.0 - 7.5	6.0	8.8	29.3	1984	10	714	340 B B	JEEP WRANGLER (2013 - 2016)

Do not attempt to mount 16" rim diameter tires on 16.5" rim diameter wheels; this may result in serious injury or death.

NOTE: When replacing a vehicle's original equipment light truck tires with passenger car tires, the load on each replacement car tire must not exceed the maximum load stamped on the replacement car tire sidewall divided by 1.10

*For more complete information, go to Tire-HQ™ at www.tire-hq.com or contact your Goodyear representative.

All tires include Nationwide Warranty Service and Online Tire Registration. Nationwide Warranty Service Link: https://www.goodyear.com/en_US/support/tire-warranty.html

Online Tire Registration Link: https://www.goodyear.com/en_US/support/register-tires.html

FORTERA® HL

An All-Season Tire Designed with Luxury in Mind for Select Truck and SUV Original Equipment Fitments



FEATURES

- Deep blades and grooves
- Staggered circumferential grooves, curvilinear blades and see-through grooves
- Highly buttressed tread block elements
- Intricate blading in the riding ribs and centerline
- Optimized tread pattern

BENEFITS

- Help extend tread life without sacrificing performance
- Enhance forward and lateral traction, and performance in the rain and snow
- Help provide stable handling and even treadwear
- Enhances handling, noise reduction and all-season traction
- Helps provide a quiet ride



95,000 Kilometer Tread Life Limited Warranty



All-Season



On-Road



Comfortable, Refined Handling



Chosen as Original Equipment by Global Vehicle Manufacturers

FORTERA HL SPECIFICATIONS

Size	Service Description	Load Range	Sidewall	Product Code	Material Number	Approved Rim Widths (Inches)	Measuring Rim Width (Inches)	Section Width (Inches)	Overall Diameter (Inches)	Max Load (Lbs)	Tread Depth (in 32nds)	Revs / Mile	UTQG	ORIGINAL EQUIPMENT FITMENT- 2024
Fortera HL														
P245/65R17	105T	SL	VSB	151284203	197884	7.0 - 8.5	7.0	9.8	29.5	2039	10	708	540 A B	
P245/70R17	108T	SL	VSB	151056203	215305	6.5 - 8.0	7.0	9.8	30.6	2205	11	684	540 A B	JEEP GRAND CHEROKEE (2013 - 2023)
P255/65R18	109S	SL	BSL	151559248	196833	7.0 - 9.0	7.5	10.2	31.1	2271	11	672	540 A B	BUICK ENCLAVE (2013 - 2017)
265/50R20	107T	SL	VSB	151093203	215818	7.5 - 9.5	8.5	10.9	30.5	2149	10	677	540 A B	DODGE DURANGO (2013 - 2015)

NOTE: When replacing a vehicle's original equipment light truck tires with passenger car tires, the load on each replacement car tire must not exceed the maximum load stamped on the replacement car tire sidewall divided by 1.10

*For more complete information, go to Tire-HQ™ at www.tire-hq.com or contact your Goodyear representative.

All tires include Nationwide Warranty Service and Online Tire Registration. Nationwide Warranty Service Link: https://www.goodyear.com/en_US/support/tire-warranty.html

Online Tire Registration Link: https://www.goodyear.com/en_US/support/register-tires.html

FORTERA SL®

An All-Season Tire Designed with Luxury in Mind for Select Truck and SUV Original Equipment Fitments



FEATURES	BENEFITS
Directional wraparound tread pattern	Offers a sporty appearance
Rim protector	Helps protect wheels against accidental curb damage
Reinforced shoulder blocks	Help provide even treadwear
Innovative sidewall design	Enhances the look and style of your vehicle
Deep non-skid tread elements with high sipe density	Help provide enhanced all-season traction



Chosen as Original Equipment
by Global Vehicle Manufacturers

FORTERA SL SPECIFICATIONS

Size	Service Description	Load Range	Load Sidewall	Product Code	Material Number	Approved Rim Widths (Inches)	Measuring Rim Width (Inches)	Section Width (Inches)	Overall Diameter (Inches)	Max Load (Lbs)	Tread Depth (in 32nds)	Revs / Mile	UTQG
Fortera SL													
*305/45R22	118H	RE	VSB	151775163	194223	9.5 - 11.5	10.0	11.9	32.8	2910	12	633	500 A A

*Discontinued July 2023- February 2024.

NOTE: When replacing a vehicle's original equipment light truck tires with passenger car tires, the load on each replacement car tire must not exceed the maximum load stamped on the replacement car tire sidewall divided by 1.10

*For more complete information, go to Tire-HQ™ at www.tire-hq.com or contact your Goodyear representative.

All tires include Nationwide Warranty Service and Online Tire Registration. Nationwide Warranty Service Link: https://www.goodyear.com/en_US/support/tire-warranty.html
Online Tire Registration Link: https://www.goodyear.com/en_US/support/register-tires.html

WRANGLER® ALL-TERRAIN ADVENTURE WITH KEVLAR®

A Versatile Tire with Rugged Strength for Quiet On-Road Driving and Going Off-Road at a Moment's Notice – Featuring DuPont™ Kevlar® Fiber and Durawall® Technology

- 1. A layer of DuPont Kevlar®
- 2. Durawall Technology



- 3. Traction ridges and open shoulder blocks
- 4. Biting edges and a rubber compound



Pro-Grade package on LT sizes featuring two layers of Kevlar®, belts with 30% more steel** and marked with the Severe Snow Conditions Symbol†



WRANGLER ALL-TERRAIN ADVENTURE WITH KEVLAR® TREAD PATTERN VARIES WITH SIZE AND APPLICATION

FEATURES	BENEFITS
1. A layer of DuPont Kevlar®	Offers rugged strength for confident off-road driving
2. Durawall Technology	Helps resist sidewall cuts and punctures
3. Traction ridges and open shoulder blocks	Help clear mud and snow for versatile off-road traction
4. Biting edges and a rubber compound	Offer superior traction on wet and icy roads

60000*
MILE TREAD LIFE
LIMITED WARRANTY

95,000 Kilometer
Tread Life
Limited Warranty



All-Terrain



Severe Snow†



Rugged Toughness from DuPont™ Kevlar®



Chosen as Original Equipment
by Global Vehicle Manufacturers

** Compared to standard load tires.

† Select LT sizes marked with the Severe Snow Conditions Symbol.

The Three-Peak Mountain Snowflake Designation located on the sidewall of a tire indicates a tire that meets a snow traction standard set by FMVSS (Federal Motor Vehicle Safety Standards).

DuPont™ and Kevlar® are trademarks or registered trademarks of E.I. du Pont de Nemours and Company used under license by The Goodyear Tire & Rubber Company and affiliates.

*For more complete information, go to Tire-HQ™ at www.tire-hq.com or contact your Goodyear representative.

All tires include Nationwide Warranty Service and Online Tire Registration. Nationwide Warranty Service Link: https://www.goodyear.com/en_US/support/tire-warranty.html

Online Tire Registration Link: https://www.goodyear.com/en_US/support/register-tires.html

WRANGLER ALL-TERRAIN ADVENTURE WITH KEVLAR® SPECIFICATIONS

Size	Service Description	Load Range	Load Sidewall	Product Code	Material Number	Approved Rim Widths (Inches)	Measuring Rim Width (Inches)	Section Width (Inches)	Overall Diameter (Inches)	Max Load (Lbs)	Tread Depth (in 32nds)	Revs / Mile	UTQG	ORIGINAL EQUIPMENT FITMENT - 2024
Wrangler All-Terrain Adventure With Kevlar														
245/75R16	111T	SL	OWL	758059571	219136	6.5 - 8.0	7.0	9.8	30.5	2403	12	686	640 A B	
235/75R17	109T	SL	BSL	758089572	220536	6.0 - 8.0	6.5	9.3	30.9	2271	12	677	640 A B	
245/65R17	107T	SL	BSL	758592572	219133	7.0 - 8.5	7.0	9.8	29.5	2149	12	708	640 A B	
245/70R17	110T	SL	BSL	758060572	219137	6.5 - 8.0	7.0	9.8	30.6	2337	12	684	640 A B	
245/75R17	112T	SL	BLT	758177707	228709	6.5 - 8.0	7.0	9.8	31.5	2469	11	663	640 A B	JEEP WRANGLER (2018 - 2023)
255/65R17	110T	SL	BSL	758069572	222658	7.0 - 9.0	7.5	10.2	30.1	2337	11	691	680 A B	CHEVROLET/ GMC COLORADO / CANYON (2015 - 2022)
255/70R17	112T	SL	OWL	758067571	219144	6.5 - 8.5	7.5	10.3	31.1	2469	12	672	640 A B	
265/65R17	112T	SL	OWL	758061571	219139	7.5 - 9.5	8.0	10.7	30.6	2469	12	684	640 A B	
265/70R17	115T	SL	BSL	758042572	220308	7.0 - 9.0	8.0	10.7	31.7	2679	12	660	640 A B	
255/70R18	113T	SL	BSW	758074707	228718	6.5 - 8.5	7.5	10.2	32.1	2535	11	651	640 A B	JEEP WRANGLER (2018 - 2023)
255/70R18	116H	XL	BLT	758260845	240461	6.5 - 8.5	7.5	10.2	32.1	2756	12	651	640 A B	LAND ROVER DEFENDER (2020 - 2024)
265/60R18	110T	SL	OWL	758076571	219150	7.5 - 9.5	8.0	10.7	30.5	2337	12	685	640 A B	
265/60R18	110T	SL	VSF	758076630	226999	7.5 - 9.5	8.0	10.7	30.5	2337	12	685	640 A B	JEEP GRAND CHEROKEE (2016 - 2023)
265/65R18	114T	SL	OWL	758068571	219145	7.5 - 9.5	8.0	10.7	31.5	2601	12	663	640 A B	
265/70R18	116T	SL	OWL	758070571	219147	7.0 - 9.0	8.0	10.7	32.6	2756	12	640	640 A B	
275/65R18	116T	SL	BSL	758081572	220322	7.5 - 9.5	8.0	11.0	32.1	2756	12	651	640 A B	
275/65R18	116T	SL	OWL	758066571	219143	7.5 - 9.5	8.0	11.0	32.1	2756	12	651	640 A B	
255/65R19	114H	XL	BLT	758263845	240443	7.0 - 9.0	8.0	10.7	32.2	2601	12	649	640 A B	LAND ROVER DEFENDER (2019 - 2024)
255/60R20	113H	XL	BLT	758264845	240444	7.0 - 9.0	8.5	10.9	32.0	2535	12	653	640 A B	LAND ROVER DEFENDER (2019 - 2024)
265/50R20	107T	SL	VSF	758124630	227271	7.5 - 9.5	8.5	10.9	30.5	2149	12	686	640 A B	JEEP GRAND CHEROKEE (2016 - 2021)
275/55R20	113T	SL	BSL	758065572	219141	7.5 - 9.5	8.5	11.2	31.9	2535	12	655	640 A B	
275/55R20	113T	SL	OWL	758065571	222025	7.5 - 9.5	8.5	11.2	31.9	2535	12	655	640 A B	FORD F-150 (2015 - 2020)
275/60R20	115T	SL	BSL	758082572	220323	7.5 - 9.5	8.0	11.0	33.0	2679	12	634	640 A B	
275/60R20	115T	SL	OWL	758073571	219148	7.5 - 9.5	8.0	11.0	33.0	2679	12	634	640 A B	
Wrangler All-Terrain Adventure With Kevlar Pro-Grade														
LT215/85R16	115/112R**	E	BSL	748517572	219162	5.5 - 7.0	6.0	8.6	30.5	2680	15	688		
LT225/75R16	115/112R**	E	BSL	748748572	219159	6.0 - 7.0	6.0	8.8	29.3	2680	15	714		
LT245/75R16	120/116S**	E	BSL	748103572	225437	6.5 - 8.0	7.0	9.8	30.7	3042	15	686		
LT265/75R16	123/120R**	E	BSL	748746572	219157	7.0 - 8.0	7.5	10.5	31.7	3415	15	660		
LT235/80R17	120/117R**	E	BSL	748635572	219165	6.0 - 7.5	6.5	9.3	31.8	3085	15	654		RAM HD (2022 - 2023)
LT245/70R17	119/116R**	E	BSL	748469572	220329	6.5 - 8.0	7.0	9.8	30.6	3000	15	684		
LT245/75R17	121/118S**	E	BSL	748104572	225440	6.5 - 7.5	7.0	9.8	31.7	3195	15	663		
LT265/70R17	121/118S**	E	BSL	748661572	225843	7.0 - 8.5	8.0	10.7	31.7	3195	15	660		
LT265/70R17	121/118S**	E	OWL	748661571	225841	7.0 - 8.5	8.0	10.7	31.7	3195	15	660		
LT285/70R17	121/118R**	E	BSL	748096572	220330	7.5 - 9.0	8.5	11.5	32.8	3195	15	638		
LT265/70R18	124/121S**	E	BSL	748014572	225842	7.0 - 8.5	8.0	10.7	31.7	3525	15	638		
§ LT275/65R18	113/110S**	C	OWL	748958571	222029	7.5 - 9.0	8.0	11.0	32.1	2535	15	651		FORD F-150 (2014 - 2020)
LT275/65R18	123/120S**	E	OWL	748965571	225844	7.5 - 9.0	8.0	11.0	32.1	3415	15	651		
*LT275/70R18	125/122S**	E	OWL	748108571	225462	7.0 - 8.5	8.0	11.0	33.4	3640	15	630		
^LT275/70R18	125/122R**	E	B01	748139686	225567	7.0 - 8.5	8.0	11.0	33.2	3640	14	630		FORD SUPER DUTY (2017 - 2022)
^LT275/70R18	125/122R**	E	OWL	748139571	227769	7.0 - 8.5	8.0	11.0	33.2	3640	14	630		FORD SUPER DUTY (2017 - 2022)
LT265/60R20	121/118R**	E	BSL	748097572	220332	7.5 - 9.5	8.0	10.7	32.5	3195	15	640		
LT275/65R20	126/123S**	E	BSL	748303572	226062	7.5 - 9.5	8.0	11.0	34.1	3750	15	610		
LT285/60R20	125/122R**	E	BSL	748015572	220337	8.0 - 10.0	8.5	11.5	33.5	3640	15	622		

§ Only one layer of Kevlar®
^ 4-rib version, not marked with the Severe Snow Designation symbol

*Discontinued July 2023- February 2024

**Max load decreases if tire is used in a dual application. For dual max load please refer to the tire sidewall.

Do not attempt to mount 16" rim diameter tires on 16.5" rim diameter wheels; this may result in serious injury or death.

NOTE: When replacing a vehicle's original equipment light truck tires with passenger car tires, the load on each replacement car tire must not exceed the maximum load stamped on the replacement car tire sidewall divided by 1.10

WRANGLER® WORKHORSE® AT

The Toughness to Tame the Terrain®




FEATURES	BENEFITS
1. Large tread blocks	When combined with open grooves and sawtooth edges helps to improve off-road capability
2. Unique designed tread pattern	Helps the tire to wear evenly and perform quietly on various road surfaces
3. Numerous biting edges	Along with a specialized tread compound provides enhanced winter traction

50000*
MILE TREAD LIFE
LIMITED WARRANTY

80,000 Kilometer
Tread Life
Limited Warranty

* Excludes C-Type sizes



*For more complete information, go to Tire-HQ™ at www.tire-hq.com or contact your Goodyear representative.

All tires include Nationwide Warranty Service and Online Tire Registration. Nationwide Warranty Service Link: https://www.goodyear.com/en_US/support/tire-warranty.html

Online Tire Registration Link: https://www.goodyear.com/en_US/support/register-tires.html

*The Three-Peak Mountain Snowflake Designation located on the sidewall of a tire indicates a tire that meets a snow traction standard set by FMVSS (Federal Motor Vehicle Safety Standards).

WRANGLER WORKHORSE AT SPECIFICATIONS

Size	Service Description	Load Range	Load Sidewall	Product Code	Material Number	Approved Rim Widths (Inches)	Measuring Rim Width (Inches)	Section Width (Inches)	Overall Diameter (Inches)	Max Load (Lbs)	Tread Depth (in 32nds)	Revs / Mile	UTQG	ORIGINAL EQUIPMENT FITMENT- 2024
Wrangler Workhorse AT														
225/75R16	104S	SL	OWL	480129856	240873	6.0 - 7.5	6.0	8.8	29.3	1984	12	713	580 B B	
235/70R16	106T	SL	OWL	480043856	240558	6.0 - 8.0	7.0	9.4	29.0	2094	12	721	580 B B	MAHINDRA ROXOR (2022 - 2023)
245/70R16	107T	SL	OWL	480762856	240845	6.5 - 8.0	7.0	9.8	29.5	2149	12	708	580 B B	
245/75R16	111S	SL	OWL	480128856	240557	6.5 - 8.0	7.0	9.8	30.5	2403	12	685	580 B B	
255/70R16	111S	SL	OWL	480127856	240848	6.5 - 8.5	7.5	10.2	30.1	2403	12	694	580 B B	
265/70R16	112T	SL	OWL	480045856	240853	7.0 - 9.0	8.0	10.7	30.6	2469	12	683	580 B B	
265/75R16	116T	SL	OWL	480057856	240855	7.0 - 9.0	7.5	10.5	31.7	2756	12	659	580 B B	
225/65R17	102T	SL	OWL	480757856	240560	6.0 - 8.0	6.5	9.0	28.5	1874	12	733	580 B B	
235/65R17	104T	SL	BSL	480996855	240841	6.5 - 8.5	7.0	9.5	29.1	1984	12	719	580 B B	
235/70R17	109T	XL	BSL	480078855	240843	6.0 - 8.0	7.0	9.4	30.0	2271	12	697	580 B B	
245/65R17	107T	SL	BSL	480592855	240844	7.0 - 8.5	7.0	9.8	29.5	2149	12	708	580 B B	
245/70R17	110T	SL	BSL	480060855	240847	6.5 - 8.0	7.0	9.8	30.6	2337	12	683	580 B B	
255/70R17	112T	SL	OWL	480067856	240849	6.5 - 8.5	7.5	10.2	31.1	2469	12	672	580 B B	
265/65R17	112T	SL	OWL	480061856	240851	7.5 - 9.5	8.0	10.7	30.6	2469	12	683	580 B B	
265/70R17	115T	SL	OWL	480042856	240556	7.0 - 9.0	8.0	10.7	31.7	2679	12	659	580 B B	
235/60R18	103T	SL	BSL	480250855	240842	6.5 - 8.5	7.0	9.5	29.1	1929	12	718	580 B B	
245/60R18	105T	SL	BSL	480001855	240846	7.0 - 8.5	7.0	9.7	29.6	2039	12	707	580 B B	
255/70R18	113T	SL	OWL	480074856	240850	6.5 - 8.5	7.5	10.2	32.1	2535	12	651	580 B B	
265/60R18	110T	SL	OWL	480076856	242489	7.5 - 9.5	8.0	10.7	30.5	2337	12	685	580 B B	
265/65R18	114T	SL	OWL	480068856	240852	7.5 - 9.5	8.0	10.7	31.5	2601	12	663	580 B B	
265/70R18	116T	SL	OWL	480070856	240854	7.0 - 9.0	8.0	10.7	32.6	2756	12	641	580 B B	
275/65R18	116T	SL	OWL	480066856	242886	7.5 - 9.5	8.0	11.0	32.1	2756	12	651	580 B B	
275/55R20	113T	SL	BSL	480065855	240856	7.5 - 9.5	8.5	11.2	31.9	2535	12	655	580 B B	
285/45R22	114H	XL	BSL	480176855	240857	9.5 - 10.5	9.5	11.2	32.1	2601	12	651	580 B B	
LT215/85R16	115/112R**	E	BSL	481233855	240858	5.5 - 7.0	6.0	8.6	30.5	2680	16	682		
LT225/75R16	115/112R**	E	BSL	481748855	240859	6.0 - 7.0	6.0	8.8	29.3	2680	15	710		
LT235/85R16	120/116R**	E	BSL	481745855	240861	6.0 - 7.5	6.5	9.3	31.7	3042	15	656		
LT245/75R16	120/116S**	E	BSL	481103855	240863	6.5 - 8.0	7.0	9.8	30.5	3042	15	682		FORD TRANSIT ADVENTURE (2023 - 2024)
LT265/75R16	123/120R**	E	OWL	481746856	242426	7.0 - 8.0	7.5	10.5	31.7	3415	15	656		
LT285/75R16	126/123R**	E	OWL	481585856	240872	7.5 - 9.0	8.0	11.3	33.1	3750	15	628		
LT225/65R17	107/103S**	D	BSL	481267855	240875	6.0 - 8.0	6.5	8.9	28.5	2150	15	733		
LT235/80R17	120/117R**	E	BSL	481235855	240860	6.0 - 7.5	6.5	9.3	31.8	3085	15	654		
LT245/70R17	119/116S**	E	BSL	481120855	240862	6.5 - 8.0	7.0	9.8	30.6	3000	15	680		
LT245/75R17	121/118S**	E	BSL	481104855	240864	6.5 - 7.5	7.0	9.8	31.5	3195	15	660		
LT265/70R17	121/118S**	E	BSL	481535855	240865	7.0 - 8.5	8.0	10.7	31.7	3195	15	656		
LT285/70R17	121/118R**	E	OWL	481096856	240871	7.5 - 9.0	8.5	11.5	33.0	3195	15	630		
LT265/70R18	124/121S**	E	OWL	481014856	240866	7.0 - 9.0	8.0	10.7	32.6	3525	15	638		
LT275/65R18	123/120S**	E	OWL	481965856	240870	7.5 - 9.0	8.0	11.0	32.1	3415	15	648		
LT275/70R18	125/122R**	E	OWL	481139856	240867	7.0 - 8.5	8.0	11.0	33.2	3640	15	627		
LT265/60R20	121/118R**	E	BSL	481097855	240868	7.5 - 9.5	8.0	10.7	32.5	3195	15	643		
Wrangler Workhorse AT C-Type														
235/65R16C	121/119R**	E	BSL	481195855	243461	7.5 - 9.5	8.0	10.8	31.8	3195	11	404		

**Max load decreases if tire is used in a dual application. For dual max load please refer to the tire sidewall.

Do not attempt to mount 16" rim diameter tires on 16.5" rim diameter wheels; this may result in serious injury or death.

NOTE: When replacing a vehicle's original equipment light truck tires with passenger car tires, the load on each replacement car tire must not exceed the maximum load stamped on the replacement car tire sidewall divided by 1.10

WRANGLER TERRITORY® AT

An All-Terrain Tire Engineered for Original Equipment Fitments



TREAD DESIGN "A"

FEATURES

- All-terrain tread pattern
- Multi-angle tread sipes
- Original equipment tuned tire construction

BENEFITS

- Versatility and year-round traction for where your journey takes you
- Aids all-season traction capabilities on and off the road
- Balanced on and off-road traction with a comfortable ride



TREAD DESIGN "B" TREAD DESIGN "C" TREAD DESIGN "D" TREAD DESIGN "E"

WRANGLER TERRITORY AT TREAD PATTERNS VARY WITH SIZE AND APPLICATION



All-Terrain



Chosen as Original Equipment
by Global Vehicle Manufacturers

WRANGLER TERRITORY AT SPECIFICATIONS

Size	Service Description	Load Range	Load Sidewall	Product Code	Material Number	Approved Rim Widths (Inches)	Measuring Rim Width (Inches)	Section Width (Inches)	Overall Diameter (Inches)	Max Load (Lbs)	Tread Depth (in 32nds)	Revs / Mile	UTQG	ORIGINAL EQUIPMENT FITMENT- 2024
Wrangler Territory AT														
>265/70R16	112T	SL	BSL	734070640	242884	7.0 - 9.0	8.0	10.7	31.7	2469	11	660	580 A B	TOYOTA TACOMA TRD PRO (2022 - 2023)
»225/55R17	101H	XL	BSL	734088640	244181	7.0 - 9.0	8.0	10.4	26.8	1819	12	695	400 B B	
»235/55R17	103H	XL	BSL	734090640	244182	7.5 - 9.5	8.5	10.9	30.5	1929	12	677	400 B B	
#255/70R17	112T	SL	BSL	734002640	240394	6.5 - 8.5	6.5	9.0	29.5	2469	11	710	580 B B	FORD RANGER (2023 - 2024)
#255/65R18	111T	SL	BSL	734003640	240396	7.0 - 9.0	7.5	10.2	31.1	2403	11	673	580 B B	FORD RANGER (2023 - 2024)
>265/60R18	110H	SL	BSL	734004640	237412	7.5 - 9.5	8.0	10.7	30.5	2337	12	685	580 A B	JEEP GRAND CHEROKEE (2022 - 2023)
>265/65R18	114T	SL	BSL	734006640	238905	7.5 - 9.5	8.0	10.7	31.5	2601	10	663	580 A B	CHEVROLET/ GMC SILVERADO / SIERRA (2022 - 2024)
>265/65R18	114T	SL	BSL	734006686	238903	7.5 - 9.5	8.0	10.7	31.5	2601	10	663	580 A B	CHEVROLET/ GMC SILVERADO / SIERRA (2023 - 2024)
#275/65R18	116T	SL	BSL	734001640	243142	7.5 - 9.5	8.0	11.0	32.1	2756	11	651	580 B B	FORD F-150 (2022 - 2023)
<275/60R20	116H	XL	BSL	734095640	249081	7.5 - 9.5	8.0	11.0	33.0	2756	12	633	580 A B	RIVIAN R1S / R1T (2024 - 2024)
>275/60R20	115S	SL	BSL	734087640	242633	7.5 - 9.5	9.0	11.6	33.4	2679	12	618	580 A B	CHEVROLET/ GMC TAHOE Z71 / YUKON AT4 (2022 - 2024)
^LT325/65R18	121/118T**	D	BSL	733259838	237416	9.0 - 12.0	9.5	13.0	34.8	3195	15	604		RAM 1500 TRX (2021 - 2023)
>LT265/60R22	123/120S**	E	BSL	733295838	246979	8.0 - 9.5	8.5	10.9	34.8	3415	12	591		CHEVROLET/ GMC SILVERADO / SIERRA (2023 - 2023)
>LT305/55R22	122/119S**	E	BSL	733287838	240949	9.0 - 11.0	9.5	12.5	35.5	3305	11	578		GMC HUMMER EV (2023 - 2023)

**Max load decreases if tire is used in a dual application. For dual max load please refer to the tire sidewall.

Do not attempt to mount 16" rim diameter tires on 16.5" rim diameter wheels; this may result in serious injury or death.

NOTE: When replacing a vehicle's original equipment light truck tires with passenger car tires, the load on each replacement car tire must not exceed the maximum load stamped on the replacement car tire sidewall divided by 1.10

- > Tread Design "A"
- # Tread Design "B"
- ^ Tread Design "C"
- » Tread Design "D"
- < Tread Design "E"

*For more complete information, go to Tire-HQ™ at www.tire-hq.com or contact your Goodyear representative.

All tires include Nationwide Warranty Service and Online Tire Registration. Nationwide Warranty Service Link: https://www.goodyear.com/en_US/support/tire-warranty.html

Online Tire Registration Link: https://www.goodyear.com/en_US/support/register-tires.html

WRANGLER TERRITORY® AT/S

An All-Terrain Tire Engineered for Original Equipment Fitments



FEATURES

- _____ All-terrain tread pattern
- _____ Aggressive wraparound shoulder design
- _____ Multi-angle tread sipes
- _____ Original equipment tuned tire construction

BENEFITS

- _____ Versatility and year-round traction for where your journey takes you
- _____ Enhanced off-road traction and appearance
- _____ Aids all-season traction capabilities on and off the road
- _____ Balanced on and off-road traction with a comfortable ride



All-Terrain



Chosen as Original Equipment
by Global Vehicle Manufacturers

WRANGLER TERRITORY AT/S SPECIFICATIONS

Size	Service Description	Load Range	Sidewall	Product Code	Material Number	Approved Rim Widths (Inches)	Measuring Rim Width (Inches)	Section Width (Inches)	Overall Diameter (Inches)	Max Load (Lbs)	Tread Depth (in 32nds)	Revs / Mile	UTQG	ORIGINAL EQUIPMENT FITMENT- 2024
255/70R17	112T	SL	OWL	687067885	239221	6.5 - 8.5	6.5	9.0	29.5	2469	11	709.70588	580 B B	FORD RANGER (2023 - 2024)
255/65R18	111T	SL	OWL	687088885	239227	7.0 - 9.0	7.5	10.2	31.1	2403	11	672.82636	580 B B	FORD RANGER (2023 - 2024)
265/70R18	116T	SL	OWL	687070885	242380	7.0 - 9.0	8.0	10.7	32.6	2756	12	640.36188	580 B B	FORD EXPEDITION TIMBERLINE (2022 - 2023)

NOTE: When replacing a vehicle's original equipment light truck tires with passenger car tires, the load on each replacement car tire must not exceed the maximum load stamped on the replacement car tire sidewall divided by 1.10

For more complete information, go to Tire-HQ™ at www.tire-hq.com or contact your Goodyear representative.

All tires include Nationwide Warranty Service and Online Tire Registration. Nationwide Warranty Service Link: https://www.goodyear.com/en_US/support/tire-warranty.html

Online Tire Registration Link: https://www.goodyear.com/en_US/support/register-tires.html

WRANGLER TRAILRUNNER AT®

A Tough, Dependable Tire with a Hardworking Combination of On- and Off-Road Performance



FEATURES	BENEFITS
1. Large interlocking tread blocks	Help to deliver strong on- and off-road durability
2. Sawtooth block edges	Offer all-season traction on and off the road
3. Multi-angle sipes	Offer all-season traction on and off the road
4. Optimized tread pattern	Enhances tread life and helps to quiet noise from on-road driving
5. Rugged stepped shoulder	Helps to provide added traction in deep mud and snow

55000*
MILE TREAD LIFE
LIMITED WARRANTY

85,000 Kilometer
Tread Life
Limited Warranty



Chosen as Original Equipment
by Global Vehicle Manufacturers

* 5-Rib LT sizes (section width 245 and greater) marked with the Severe Snow Conditions Symbol.

The Three-Peak Mountain Snowflake Designation located on the sidewall of a tire indicates a tire that meets a snow traction standard set by FMVSS (Federal Motor Vehicle Safety Standards).

*For more complete information, go to Tire-HQ™ at www.tire-hq.com or contact your Goodyear representative.
All tires include Nationwide Warranty Service and Online Tire Registration. Nationwide Warranty Service Link: https://www.goodyear.com/en_US/support/tire-warranty.html
Online Tire Registration Link: https://www.goodyear.com/en_US/support/register-tires.html

WRANGLER TRAILRUNNER AT SPECIFICATIONS

Size	Service Description	Load Range	Sidewall	Product Code	Material Number	Approved Rim Widths (Inches)	Measuring Rim Width (Inches)	Section Width (Inches)	Overall Diameter (Inches)	Max Load (Lbs)	Tread Depth (in 32nds)	Revs / Mile	UTQG	ORIGINAL EQUIPMENT FITMENT- 2024
Wrangler TrailRunner AT														
235/75R15	105S	SL	BSL	741126681	240555	6.0 - 8.0	6.5	9.3	28.9	2039	12	724	580 A B	
275/60R20	115S	SL	BSL	741178681	231393	7.5 - 9.5	8.0	11.0	33.0	2679	11	634	580 A B	CHEVROLET SILVERADO (2019 - 2023)
LT275/65R20	126/123S**	E	BSL	742299681	255389	7.5 - 9.5	8.0	11.0	34.1	3750	12	613		CHEVROLET/ GMC SILVERADO / SIERRA (2020 - 2023)

**Max load decreases if tire is used in a dual application. For dual max load please refer to the tire sidewall.

NOTE: When replacing a vehicle's original equipment light truck tires with passenger car tires, the load on each replacement car tire must not exceed the maximum load stamped on the replacement car tire sidewall divided by 1.10

WRANGLER ENFORCER® AT

A Pursuit-Ready All-Terrain Tire that Offers Confident On and Off-Road Versatility



TREAD DESIGN "A"

FEATURES

Aggressive shoulder blocks and wide lateral grooves

Multi-angle tread sipes

Robust Construction

BENEFITS

Help to provide confident maneuverability in on/off road conditions

Aids all-season traction capabilities on and off the road

Helps to handle the demand and operating conditions that police vehicle encounter



All-Terrain



Chosen as Original Equipment by Global Vehicle Manufacturers



TREAD DESIGN "B"

WRANGLER ENFORCER AT TREAD PATTERNS VARY WITH SIZE AND APPLICATION

WRANGLER ENFORCER AT SPECIFICATIONS

Size	Service Description	Load Range	Sidewall	Product Code	Material Number	Approved Rim Widths (Inches)	Measuring Rim Width (Inches)	Section Width (Inches)	Overall Diameter (Inches)	Max Load (Lbs)	Tread Depth (in 32nds)	Revs / Mile	UTQG	ORIGINAL EQUIPMENT FITMENT - 2024
Wrangler Enforcer AT														
#275/55R20	113H	SL	BSL	113007694	272385	7.5 - 9.5	8.5	11.2	31.9	2535	10	655.38272	580 A B	
^LT265/70R18	113/110H**	C	BSL	108028861	240026	7.0 - 8.5	8.0	10.7	32.9	2535	11	640		FORD F-150 POLICE RESPONDER (2021 - 2023)

**Max load decreases if tire is used in a dual application. For dual max load please refer to the tire sidewall.

NOTE: When replacing a vehicle's original equipment light truck tires with passenger car tires, the load on each replacement car tire must not exceed the maximum load stamped on the replacement car tire sidewall divided by 1.10

^ Tread Design "A"
Tread Design "B"

*For more complete information, go to Tire-HQ™ at www.tire-hq.com or contact your Goodyear representative.

All tires include Nationwide Warranty Service and Online Tire Registration. Nationwide Warranty Service Link: https://www.goodyear.com/en_US/support/tire-warranty.html
Online Tire Registration Link: https://www.goodyear.com/en_US/support/register-tires.html

WRANGLER® AT/S

A Tough On-/Off-Road Tire



FEATURES	BENEFITS
----------	----------

Self-cleaning, dual Traction Lug Channels™	Superb mud, water and snow evacuation for all-surface traction
Aggressive wraparound shoulder design	Enhances looks and off-road traction
Wide, deep lateral grooves	Enhance snow and on- and off-road traction
Tough tread compound	Offers tough off-road performance



All-Terrain



Chosen as Original Equipment
by Global Vehicle Manufacturers

WRANGLER AT/S SPECIFICATIONS

Size	Service Description	Load Range	Sidewall	Product Code	Material Number	Approved Rim Widths (Inches)	Measuring Rim Width (Inches)	Section Width (Inches)	Overall Diameter (Inches)	Max Load (Lbs)	Tread Depth (in 32nds)	Revs / Mile	UTQG	ORIGINAL EQUIPMENT FITMENT - 2024
Wrangler AT/S														
P265/70R17	113S	SL	OWL	410422176	163887	7.0 - 9.0	8.0	10.7	31.7	2535	13	660	360 A B	CHEVROLET/ GMC LT (2013 - 2014)
LT215/75R15	106/103S**	D	BSL	411154177	177076	5.5 - 7.0	6.0	8.5	27.7	2095	15	755		

**Max load decreases if tire is used in a dual application. For dual max load please refer to the tire sidewall.

NOTE: When replacing a vehicle's original equipment light truck tires with passenger car tires, the load on each replacement car tire must not exceed the maximum load stamped on the replacement car tire sidewall divided by 1.10

*For more complete information, go to Tire-HQ™ at www.tire-hq.com or contact your Goodyear representative.

All tires include Nationwide Warranty Service and Online Tire Registration. Nationwide Warranty Service Link: https://www.goodyear.com/en_US/support/tire-warranty.html

Online Tire Registration Link: https://www.goodyear.com/en_US/support/register-tires.html

WRANGLER® AT

A Trusted Tire Offering Year-Round Traction



FEATURES	BENEFITS
Easy-rolling radial construction	Offers responsive steering and handling
Large footprint	Provides a broad traction base and long tread life
Tread lugs with multiple biting edges	Offer excellent on- and off-road traction



All-Terrain

WRANGLER AT SPECIFICATIONS

Size	Service Description	Load Range	Sidewall	Product Code	Material Number	Approved Rim Widths (Inches)	Measuring Rim Width (Inches)	Section Width (Inches)	Overall Diameter (Inches)	Max Load (Lbs)	Tread Depth (in 32nds)	Revs / Mile
Wrangler AT												
LT195/75R14		C	BLT	740036515	219176	5.0 - 6.5	5.5	7.7	25.5	1435	15	819

NOTE: When replacing a vehicle's original equipment light truck tires with passenger car tires, the load on each replacement car tire must not exceed the maximum load stamped on the replacement car tire sidewall divided by 1.10

*For more complete information, go to Tire-HQ™ at www.tire-hq.com or contact your Goodyear representative.

All tires include Nationwide Warranty Service and Online Tire Registration. Nationwide Warranty Service Link: https://www.goodyear.com/en_US/support/tire-warranty.html

Online Tire Registration Link: https://www.goodyear.com/en_US/support/register-tires.html



On-/Off-Road

Wrangler DuraTrac® RT

You never know when the urge to explore will call. These tires are ready to grip the asphalt and take on the gravel roads. So you can take on the wet, snow, dirt and gravel whenever you feel the need to explore.



Severe Snow Designation*



Goodyear 60-Day Satisfaction Guarantee

50,000 mi / 80,000 km Tread Life Limited Warranty**

Ready When You Are



All-Around Toughness

The strong, three-ply sidewall paired with Durawall® sidewall compound helps resist punctures, abrasions and cuts in rough, off-road conditions.

Treads With Tenacity

Get added grip in tougher off-road conditions from the bold, extended, over-the-shoulder tread design that makes the tires as tough as they look.



More Strength For More Confidence

Drive on- and off-road with confidence, thanks to extra strength from DuPont™ Kevlar® that helps protect against tread damage.

Winter Weather-Worthy

Enjoy better traction and control in the snow with a proven tread pattern that has more biting edges for enhanced grip.



Scan or click here to watch a video on this product.

* The Three-Peak Mountain Snowflake Designation located on the sidewall of a tire indicates a tire that meets a snow traction standard set by FMVSS (Federal Motor Vehicle Safety Standards).

** For complete product and warranty details, please visit www.goodyear.com/en_US/support/tire-warranty/tread-life.html. For more complete information, go to Tire-HQ™ at www.tire-hq.com or contact your Goodyear representative.

Popular Fitments

Ford Super Duty, Ram 1500, Chevrolet Tahoe

WRANGLER DURATRAC RT SPECIFICATIONS

Size	Service Description	Load Range	Sidewall	Product Code	Material Number	Approved Rim Widths (Inches)	Measuring Rim Width (Inches)	Section Width (Inches)	Overall Diameter (Inches)	Max Load (Lbs)	Tread Depth (in 32nds)	Revs / Mile	UTQG
Wrangler DuraTrac RT													
265/70R16	116T	XL	BSL	150020991	241649	7.0 - 9.0	8.0	10.7	30.6	2756	16	679	500 B B
245/70R17	114T	XL	BSL	150021991	241650	6.5 - 8.0	7.0	9.8	30.6	2601	16	681	500 B B
255/65R17	114T	XL	BSL	150022991	241662	7.0 - 9.0	7.5	10.2	30.1	2601	16	692	500 B B
255/70R17	112T	SL	BSL	150023991	241663	6.5 - 8.5	7.5	10.2	31.1	2469	16	669	500 B B
255/75R17	115T	SL	BSL	150026991	241664	6.5 - 8.5	7.0	10.0	32.1	2679	16	649	500 B B
265/65R17	116T	XL	BSL	150032991	244510	7.5 - 9.5	8.0	10.7	30.6	2756	16	681	500 B B
265/70R17	116T	XL	BSL	150027991	241666	7.0 - 9.0	8.0	10.7	31.7	2756	16	657	500 B B
255/70R18	116T	XL	BSL	150028991	241668	6.5 - 8.5	7.5	10.2	32.1	2756	16	648	500 B B
265/60R18	114T	XL	BSL	150029991	241669	7.5 - 9.5	8.0	10.7	30.5	2601	16	682	500 B B
265/65R18	116T	XL	BSL	150030991	241670	7.5 - 9.5	8.0	10.7	31.5	2756	16	660	500 B B
265/70R18	116T	SL	BSL	150034991	246921	7.0 - 9.0	8.0	10.7	32.6	2756	16	637	500 B B
275/65R18	116T	XL	BSL	150031991	241673	7.5 - 9.5	8.0	11.0	32.1	2756	16	648	500 B B
285/65R18	116T	SL	BSL	150036991	249967	8.0 - 10.0	8.5	11.5	32.6	2756	16	642	500 B B
265/60R20	112T	SL	BSL	150033991	245801	7.5 - 9.5	8.0	10.7	32.5	2469	16	640	500 B B
275/55R20	113T	SL	BSL	150008991	244504	7.5 - 9.5	8.5	11.2	31.9	2535	16	655	500 B B
275/55R20	113T	SL	BSL	150019991	241647	7.5 - 9.5	8.5	11.2	31.9	2535	16	652	500 B B
275/60R20	115T	SL	BSL	150010991	241675	7.5 - 9.5	8.0	11.0	33.0	2679	16	630	500 B B
265/50R22	112T	XL	BSL	150035991	249071	7.5 - 9.5	8.5	10.9	32.5	2469	16	640	500 B B
LT245/75R16	120/116S**	E	BSL	176103991	241648	6.5 - 8.0	7.0	9.8	30.7	3042	18	677	
LT285/75R16	126/123R**	E	BSL	176585991	243325	7.5 - 9.5	8.0	11.3	33.1	3750	18	629	
LT305/70R16	124/121Q**	E	BSL	176475991	243331	8.0 - 10.0	9.0	12.2	33.1	3525	18	629	
LT245/75R17	121/118S**	E	BSL	176104991	241661	6.5 - 8.0	7.0	9.8	31.7	3195	18	656	
LT255/80R17	123/120Q**	E	BSL	176315991	243322	6.5 - 8.5	7.0	10.0	33.3	3415	18	624	
LT265/70R17	123/120S**	E	BSL	176294991	241667	7.0 - 9.0	8.0	10.7	31.9	3415	18	652	
LT285/70R17	126/123R**	E	BSL	176317991	243324	7.5 - 9.5	8.5	11.5	33.0	3750	18	630	
LT285/75R17	128/125Q**	E	BSL	176318991	243326	7.5 - 9.5	8.0	11.3	34.1	3970	18	610	
LT295/70R17	128/125S**	E	BSL	176320991	243328	7.5 - 10.0	8.5	11.8	33.5	3970	18	620	
LT265/70R18	124/121R**	E	BSL	176099991	241671	7.0 - 9.0	8.0	10.7	32.9	3525	18	633	
LT275/65R18	123/120R**	E	BSL	176092991	241672	8.0 - 9.5	8.0	11.0	32.3	3415	18	644	
LT275/70R18	125/122R**	E	BSL	176139991	246538	7.0 - 9.0	8.0	11.0	33.4	3640	18	622	
LT285/65R18	125/122R**	E	BSL	176093991	241674	8.5 - 10.0	8.5	11.5	32.8	3640	18	634	
LT285/75R18	129/126S**	E	BSL	176300991	244509	7.5 - 9.5	8.0	11.3	35.1	4080	18	593	
LT295/65R18	127/124Q**	E	BSL	176319991	243327	8.5 - 10.5	8.5	11.8	33.4	3860	18	624	
LT295/70R18	129/126Q**	E	BSL	176188991	243329	7.5 - 10.0	8.5	11.8	34.5	4080	18	602	
LT305/65R18	128/125Q**	F	BSL	176321991	243330	9.0 - 11.0	9.0	12.2	33.8	3970	18	615	
33X12.50R18LT	122Q	F	BSL	176323991	255765	8.5 - 11.0	10.0	12.5	32.8	3305	18	634	
35X12.50R18LT	128R	F	BSL	176309991	249077	8.5 - 11.0	10.0	12.5	34.8	3970	18	598	
LT275/55R20	120/117S**	E	BSL	176301991	245731	8.0 - 9.5	8.5	11.2	32.1	3085	18	647	
LT275/60R20	123/120S**	E	BSL	176302991	245732	8.0 - 9.5	8.0	11.0	33.2	3415	18	626	
LT275/65R20	126/123S**	E	BSL	176303991	241676	8.0 - 9.5	8.0	11.0	34.3	3750	18	606	
LT285/55R20	122/119R**	E	BSL	176101991	241677	8.5 - 10.0	9.0	11.7	32.6	3305	18	638	
LT285/60R20	125/122S**	E	BSL	176311991	241678	8.5 - 10.0	8.5	11.5	33.7	3640	18	617	
LT285/65R20	127/124S**	E	BSL	176316991	243323	8.5 - 10.0	8.5	11.5	34.8	3860	18	598	
LT295/55R20	123/120S**	E	BSL	176305991	249073	8.5 - 10.5	9.5	12.2	33.0	3415	18	630	
LT295/60R20	126/123S**	E	BSL	176306991	249074	8.5 - 10.5	8.5	11.8	34.2	3750	18	608	
LT295/65R20	129/126S**	E	BSL	176307991	249075	8.5 - 10.5	8.5	11.8	35.4	4080	18	588	
LT305/55R20	125/122Q**	F	BSL	176312991	241679	9.0 - 11.0	9.5	12.4	33.5	3640	18	622	
LT325/60R20	126/123S**	E	BSL	176308991	249076	9.5 - 11.5	9.5	13.0	35.4	3750	18	588	
33X12.50R20LT	119Q	F	BSL	176313991	241680	8.5 - 11.0	10.0	12.5	32.8	3000	18	635	
35X12.50R20LT	125Q	F	BSL	176314991	243321	8.5 - 11.0	10.0	12.5	34.8	3640	18	598	
37X12.50R20LT	126R	E	BSL	176324991	249078	8.5 - 11.0	10.0	12.5	36.8	3750	18	565	
37X12.50R22LT	127Q	F	BSL	176304991	249072	8.5 - 11.0	10.0	12.5	36.8	3860	18	565	
37X13.50R22LT	128R	F	BSL	176326991	249079	9.5 - 12.0	11.0	13.6	36.8	3970	18	565	

**Max load decreases if tire is used in a dual application. For dual max load please refer to the tire sidewall.

Do not attempt to mount 16" rim diameter tires on 16.5" rim diameter wheels; this may result in serious injury or death.

NOTE: When replacing a vehicle's original equipment light truck tires with passenger car tires, the load on each replacement car tire must not exceed the maximum load stamped on the replacement car tire sidewall divided by 1.10

WRANGLER DURATRAC®

A Versatile Tire for Tough Off-Road Terrain and Snow with Long Tread Life and Aggressive Looks While Still Offering a Comfortable On-Road Experience



FEATURES	BENEFITS
1. TractiveGroove Technology	Offers enhanced traction in deep mud and snow
2. Self-cleaning shoulder blocks	Help provide enhanced dirt, gravel and mud traction
3. Highly angled center tread blocks	Help provide enhanced traction and lateral stability while reducing road noise
4. Rim protector	Helps protect wheels from accidental curb damage
5. LT sizes pinned for #16 metal studs†	Enhanced traction in winter driving conditions

50000*
MILE TREAD LIFE
LIMITED WARRANTY

80,000 Kilometer
Tread Life
Limited Warranty
Metric Sizes Only



All-Terrain



Severe Snow†



Chosen as Original Equipment
by Global Vehicle Manufacturers

** Applies to select LT sizes. Consult state and provincial laws regarding stud use. Use stud #16.

*For more complete information, go to Tire-HQ™ at www.tire-hq.com or contact your Goodyear representative.

All tires include Nationwide Warranty Service and Online Tire Registration. Nationwide Warranty Service Link: https://www.goodyear.com/en_US/support/tire-warranty.html
Online Tire Registration Link: https://www.goodyear.com/en_US/support/register-tires.html

†The Three-Peak Mountain Snowflake Designation located on the sidewall of a tire indicates a tire that meets a snow traction standard set by FMVSS (Federal Motor Vehicle Safety Standards).

WRANGLER DURATRAC SPECIFICATIONS

Size	Service Description	Load Range	Sidewall	Product Code	Material Number	Approved Rim Widths (Inches)	Measuring Rim Width (Inches)	Section Width (Inches)	Overall Diameter (Inches)	Max Load (Lbs)	Tread Depth (in 32nds)	Revs / Mile	UTQG	Stud Pin Size (TSMI #)	ORIGINAL EQUIPMENT FITMENT- 2024
Wrangler DuraTrac															
*265/70R16	112S	SL	BSL	150564601	223310	7.0 - 9.0	8.0	10.7	30.6	2469	16	682	500 B B		
*245/70R17	110S	SL	BSL	150675601	223247	6.5 - 8.0	7.0	9.8	30.6	2337	16	683	500 B B		
*255/75R17	115S	SL	BSL	150684601	225681	6.5 - 8.5	7.0	10.0	32.0	2679	16	653	500 B B		
265/65R17	112S	SL	BSL	150153601	223248	7.5 - 9.5	8.0	10.7	30.6	2469	16	683	500 B B		CHEVROLET/ GMC COLORADO / CANYON (2017 - 2022)
*265/70R17	115S	SL	BSL	150154601	223243	7.0 - 9.0	8.0	10.7	31.7	2679	16	659	500 B B		
#255/70R18	116Q	XL	BLT	150014574	240964	6.5 - 8.5	7.5	10.2	32.1	2756	16	651	320 A B		LAND ROVER DEFENDER (2020 - 2023)
*255/70R18	113S	SL	BSL	150052401	223301	6.5 - 8.5	7.5	10.2	32.1	2535	16	651	500 B B		
*265/65R18	114S	SL	BSL	150644601	223320	7.5 - 9.5	8.0	10.7	31.5	2601	16	663	500 B B		CHEVROLET/ GMC SILVERADO / TAHOE / SIERRA / YUKON (2015 - 2019)
*275/65R18	116S	SL	BSL	150638601	223304	7.5 - 9.5	8.0	11.0	32.1	2756	16	651	500 B B		
#255/55R19	111Q	XL	BLT	150864574	232662	7.0 - 9.0	8.0	10.4	30.0	2403	16	696	320 A B		LAND ROVER DISCOVERY (2013 - 2016)
#255/65R19	114Q	XL	BLT	150012574	240962	7.0 - 9.0	7.5	10.2	32.1	2601	16	652	320 A B		LAND ROVER DEFENDER (2020 - 2023)
#255/55R20	110Q	XL	BLT	150009601	236553	7.0 - 9.0	8.0	10.4	31.3	2337	15	674	320 A B		LAND ROVER DISCOVERY (2018 - 2023)
#255/60R20	113Q	XL	BLT	150013574	240963	7.0 - 9.0	7.5	10.2	32.1	2535	15	652	320 A B		LAND ROVER DEFENDER (2023 - 2024)
*275/55R20	113T	SL	BSL	150008601	236099	7.5 - 9.5	8.5	11.2	31.9	2535	16	655	500 B B		
*275/60R20	115S	SL	BSL	150678601	223307	7.5 - 9.5	8.0	11.0	33.0	2679	16	633	500 B B		
LT235/75R15	104/101Q**	C	OWL	312008027	208387	6.0 - 7.0	6.5	9.3	28.9	1985	18	724		16	
31X10.50R15LT	109Q	C	OWL	312007027	208386	7.0 - 9.0	8.5	10.6	30.8	2270	18	681		16	
33X12.50R15LT	108Q	C	OWL	312020027	208399	8.5 - 11.0	10.0	12.5	32.8	2205	18	635		16	
LT225/75R16	115/112Q**	E	BSL	312009142	208388	6.0 - 7.0	6.0	8.8	29.3	2680	18	714		16	
LT235/65R16	120/116Q**	E	BSL	312036142	220217	6.0 - 7.5	6.5	9.3	31.7	3042	18	659		16	
*LT245/75R16	120/116Q**	E	OWL	312249027	208316	6.5 - 8.0	7.0	9.8	30.7	3042	18	681		16	
*LT265/75R16	112/109Q**	C	OWL	312018027	208414	7.0 - 8.0	7.5	10.5	31.7	2470	18	660		16	
LT265/75R16	123/120Q**	E	BSL	312034142	223558	7.0 - 8.0	7.5	10.5	31.7	3415	18	659		16	
*LT285/75R16	126/123P**	E	BSL	312035142	223557	7.5 - 9.0	8.0	11.3	33.1	3750	18	637		16	
LT235/65R17	120/117Q**	E	BSL	312032142	216880	6.0 - 7.5	6.5	9.3	31.8	3085	18	654		16	
‡LT245/70R17	119/116Q**	E	BSL	312022142	208401	6.5 - 8.0	7.0	9.8	30.6	3000	18	684		16	
*LT245/75R17	121/118Q**	E	OWL	312023027	208347	6.5 - 7.5	7.0	9.8	31.7	3195	18	663		16	
‡LT265/70R17	121/118Q**	E	BSL	312014142	208393	7.0 - 8.5	8.0	10.7	31.7	3195	18	659		16	
§LT285/70R17	121/118Q**	D	OWL	312110027	255820	7.5 - 9.0	8.5	11.5	33.0	3195	18	638		16	RAM 2500 POWER WAGON (2023 - 2023)
§LT285/70R17	121/118Q**	E	OWL	312112027	255882	7.5 - 9.0	8.5	11.2	33.0	3195	18	630		16	FORD SUPER DUTY (2023 - 2023)
LT295/70R17	121/118Q**	E	BSL	312053142	233084	7.5 - 10.0	8.5	11.6	33.5	3195	18	621		16	
LT315/70R17	121/118Q**	D	BSL	312031142	208413	8.5 - 10.0	9.5	12.7	34.4	3195	18	607		16	
35X12.50R17LT	121Q	E	BSL	312054142	233085	8.5 - 11.0	10.0	12.5	34.8	3195	18	598		16	
#LT275/65R18	113/110Q**	C	BSL	312067142	231391	7.5 - 9.0	8.0	11.0	32.3	2535	18	651		16	CHEVROLET/ GMC SILVERADO / SIERRA (2019 - 2022)
*LT275/65R18	123/120Q**	E	BSL	312011142	208390	7.5 - 9.0	8.0	11.0	32.1	3415	18	651		16	CHEVROLET/ GMC SILVERADO HD / SIERRA HD (2015 - 2019)
#LT275/70R18	125/122R**	E	OWL	312065027	231399	7.0 - 8.5	8.0	11.0	33.2	3640	18	630		16	RAM 1500 REBEL (2018 - 2023)
*LT275/70R18	121/118R**	D	BSL	312068027	235970	7.0 - 8.5	8.0	11.0	33.2	3195	18	630		16	RAM 1500 REBEL (2023 - 2023)
*LT275/70R18	125/122Q**	E	BSL	312012142	208391	7.0 - 8.5	8.0	11.0	33.4	3640	18	630		16	
*LT285/65R18	125/122Q**	E	OWL	312058027	233087	8.0 - 10.0	8.5	11.2	32.8	3640	18	634		16	
*LT285/75R18	129/126Q**	E	BSL	312085142	242692	7.5 - 9.5	8.0	11.3	35.1	4080	18	592		16	FORD SUPER DUTY (F-250/350) (2020 - 2023)
LT325/65R18	127/124Q**	E	BSL	312016142	208395	9.0 - 12.0	9.5	13.0	34.8	3860	18	597		16	
*LT275/65R20	126/123Q**	E	BSL	312025142	208349	7.5 - 9.5	8.0	11.0	34.1	3750	18	610		16	
#LT285/60R20	125/122Q**	E	BSL	312109142	255818	8.0 - 10.0	8.5	11.5	33.5	3640	18	622		16	RAM HD REBEL / 2500 REBEL (2023 - 2023)
*LT305/65R20	121/118Q**	E	BSL	312030142	208412	8.5 - 11.0	9.5	12.4	33.2	3195	18	622		16	
LT325/60R20	126/123Q**	E	BSL	312029142	208411	9.0 - 12.0	9.5	13.0	35.6	3750	18	584		16	
*33X12.50R20LT	114Q	E	BSL	312064142	233101	8.5 - 11.0	10.0	12.5	32.8	2600	18	634		16	

*Discontinued July 2023- February 2024

**Max load decreases if tire is used in a dual application. For dual max load please refer to the tire sidewall.

Do not attempt to mount 16" rim diameter tires on 16.5" rim diameter wheels; this may result in serious injury or death.

NOTE: When replacing a vehicle's original equipment light truck tires with passenger car tires, the load on each replacement car tire must not exceed the maximum load stamped on the replacement car tire sidewall divided by 1.10

For optimum performance, studded tires should be used in sets of four. Only new tires should be fitted with studs. Studded tires can be sold for use only where use is not prohibited by law.

Not pinned for studs & not marked with the Severe Snow Designation symbol

‡ Not marked with the Severe Snow Designation symbol

§ Not pinned for studs

WRANGLER® TERRITORY® RT

A Tough, Dependable All-Terrain
Tire Engineered for Original Equipment Fitments



TREAD DESIGN "A"

FEATURES

Large Innerwoven tread blocks

Optimized tread pattern pitching

Wide zig-zag tread grooves

Multi-angle sipes

BENEFITS

Help to deliver very strong on and off-road capability

Helps to quiet noise from on-road driving

For water evacuation and to help provide added traction in off road conditions

Helps provide all-season traction on and off the road



All-Terrain



Chosen as Original Equipment
by Global Vehicle Manufacturers



TREAD DESIGN "B"

WRANGLER TERRITORY RT
TREAD PATTERNS VARY WITH
SIZE AND APPLICATION

WRANGLER TERRITORY RT SPECIFICATIONS

Size	Service Description	Load Range	Sidewall	Product Code	Material Number	Approved Rim Widths (Inches)	Measuring Rim Width (Inches)	Section Width (Inches)	Overall Diameter (Inches)	Max Load (Lbs)	Tread Depth (in 32nds)	Revs / Mile	UTQG	ORIGINAL EQUIPMENT FITMENT- 2024
Wrangler Territory RT														
*265/70R18	116T	SL	BSL	710003933	242366	7.0 - 9.0	8.0	10.7	32.6	2756	11	640.36188	500 A B	TOYOTA TACOMA (2023 - 2024)
#LT325/65R18	121/118Q**	D	BSL	723286933	242779	9.5 - 11.5	9.5	13.0	34.8	3195	15	596.23995		RAM TRX POR (2021 - 2024)

**Max load decreases if tire is used in a dual application. For dual max load please refer to the tire sidewall.

NOTE: When replacing a vehicle's original equipment light truck tires with passenger car tires, the load on each replacement car tire must not exceed the maximum load stamped on the replacement car tire sidewall divided by 1.10

^Tread Design "A"

#Tread Design "B"

*For more complete information, go to Tire-HQ™ at www.tire-hq.com or contact your Goodyear representative.

All tires include Nationwide Warranty Service and Online Tire Registration. Nationwide Warranty Service Link: https://www.goodyear.com/en_US/support/tire-warranty.html

Online Tire Registration Link: https://www.goodyear.com/en_US/support/register-tires.html



Off-Road

Wrangler Boulder MT®

Going on adventures isn't a hobby, it's a necessity. The tougher the journey, the more fun you have. They're designed to take on rocks, mud, dirt and whatever else sounds like a good time. These tires are made to meet challenges head on and keep on rolling.

Goodyear 60-Day Satisfaction Guarantee**

Built For Bold Adventures



Extra Protection

Three-ply Duraply Technology™ construction offers confidence over the toughest terrains, while helping protect against damage to sidewalls and treads.

Big-Time Grip

Designed with large tread blocks with TractiveGroove Technology® to help keep the tire moving through difficult mud, sand and rocky terrains.



Aggressive Shoulder Design

Big, bold upper sidewall features help with grip in mud and on rocks, so you can explore more areas off the beaten path.



Kick Rocks Out of the Way

Defend against stones being trapped with a large void tread design, plus built-in stone ejectors.



Scan or click here to watch a video on this product.

** For complete product and warranty details, please visit www.goodyear.com/en_US/support/tire-warranty/tread-life.html. For more complete information, go to Tire-HQ™ at www.tire-hq.com or contact your Goodyear representative.

Popular Fitments

Ford Bronco, Jeep Wrangler, Toyota Tacoma

WRANGLER BOULDER MT SPECIFICATIONS

Size	Service Description	Load Range	Sidewall	Product Code	Material Number	Approved Rim Widths (Inches)	Measuring Rim Width (Inches)	Section Width (Inches)	Overall Diameter (Inches)	Max Load (Lbs)	Tread Depth (in 32nds)	Revs / Mile
Wrangler Boulder MT												
33X12.50R15LT	108Q	C	OWL	753007001	246967	8.0 - 10.5	10.0	12.5	32.8	2205	21	635
35X12.50R15LT	113Q	C	OWL	753009001	246969	8.0 - 10.5	10.0	12.5	34.8	2535	21	598
LT265/75R16	123/120Q**	E	OWL	753002001	246962	7.0 - 9.0	7.5	10.5	31.9	3415	19	652
LT285/75R16	126/123Q**	E	OWL	753005001	246965	7.5 - 9.5	8.0	11.3	33.1	3750	19	629
LT265/70R17	121/118Q**	E	OWL	753001001	246961	7.0 - 9.0	8.0	10.7	31.9	3195	18	652
LT285/70R17	121/118Q**	E	OWL	753004001	246964	7.5 - 9.5	8.5	11.5	33.0	3195	19	630
35X12.50R17LT	121Q	E	OWL	753011001	246970	8.0 - 10.5	10.0	12.5	34.8	3195	21	598
37X12.50R17LT	124Q	D	BSL	753014002	246973	8.0 - 10.5	10.0	12.5	36.8	3525	22	566
LT275/70R18	125/122P**	E	OWL	753003001	246963	7.0 - 9.0	8.0	11.0	33.4	3640	20	622
LT295/70R18	129/126P**	E	OWL	753006001	246966	7.5 - 10.0	8.5	11.8	34.5	4080	21	602
35X12.50R18LT	123Q	E	OWL	753012001	261840	8.5 - 11.0	10.0	12.5	34.8	3415	21	598
LT295/60R20	126/123Q**	E	BSL	753018002	246977	8.5 - 10.5	8.5	11.8	34.2	3750	19	609
LT295/65R20	129/126Q**	E	BSL	753017002	246976	8.5 - 10.5	8.5	11.8	35.4	4080	19	588
33X12.50R20LT	119Q	F	BSL	753008002	246968	8.5 - 11.0	10.0	12.5	32.8	3000	21	635
35X12.50R20LT	125Q	F	BSL	753013002	246972	8.5 - 11.0	10.0	12.5	34.8	3640	21	598
37X12.50R20LT	126Q	E	BSL	753015002	246974	8.5 - 11.0	10.0	12.5	36.8	3750	21	566
35X12.50R22LT	121Q	F	BSL	753016002	246975	8.5 - 11.0	10.0	12.5	34.8	3195	21	598

**Max load decreases if tire is used in a dual application. For dual max load please refer to the tire sidewall.

Do not attempt to mount 16" rim diameter tires on 16.5" rim diameter wheels; this may result in serious injury or death.

NOTE: When replacing a vehicle's original equipment light truck tires with passenger car tires, the load on each replacement car tire must not exceed the maximum load stamped on the replacement car tire sidewall divided by 1.10

WRANGLER® TERRITORY® MT

A Maximum Traction Tire Engineered for Original Equipment Fitments



TREAD DESIGN "A"

FEATURES

- Open tread design
- Bold wrap around shoulder design
- Proprietary sequenced pitch pattern

BENEFITS

- Helps the tread clear mud from the tire for traction
- Helps provide added traction in deep mud and snow
- Reduced tread pattern noise



TREAD DESIGN "B"
WRANGLER TERRITORY MT
TREAD PATTERN VARIES
WITH SIZE AND APPLICATION



Off-Road



Chosen as Original Equipment
by Global Vehicle Manufacturers

WRANGLER TERRITORY MT SPECIFICATIONS

Size	Service Description	Load Range	Sidewall	Product Code	Material Number	Approved Rim Widths (Inches)	Measuring Rim Width (Inches)	Section Width (Inches)	Overall Diameter (Inches)	Max Load (Lbs)	Tread Depth (in 32nds)	Revs / Mile	ORIGINAL EQUIPMENT FITMENT- 2024
Wrangler Territory MT													
#LT285/70R17	116/113Q**	C	BLT	796291984	241030	9.5 - 7.5	8.0	11.6	33.0	2755	16	628	CHEVROLET/ GMC COLORADO / CANYON (2023 - 2024)
^LT285/70R17	116/113S**	C	BSL	796285833	242088	7.5 - 9.0	8.5	11.5	32.8	2755	16	638	FORD BRONCO (2021 - 2023)
#LT315/70R17	113/110S**	C	BSL	796327833	243751	8.0 - 10.5	9.5	12.7	34.4	2535	16	604	CHEVROLET/ GMC COLORADO / BISON (2023 - 2024)
^LT315/70R17	113/110S**	C	BSL	796270833	240261	8.0 - 11.0	9.5	12.7	34.4	2535	16	608	FORD BRONCO (2021 - 2023)
#LT275/65R18	113/110Q**	C	BSL	796392833	242777	8.0 - 9.5	8.0	11.0	32.1	2535	15	647	CHEVROLET/ GMC SILVERADO / SIERRA (2023 - 2024)
#LT275/70R18	115/112Q**	C	BSL	796272833	241693	9.0 - 7.0	8.0	11.0	33.2	2680	17	626	CHEVROLET SILVERADO ZR2 (2022 - 2024)
#LT305/70R18	126/123R**	E	BSL	796289833	241028	8.0 - 10.0	9.0	12.2	34.8	3750	15	596	GMC HUMMER EV (2022 - 2023)
#LT265/60R20	110/107S**	C	BSL	796265833	237410	7.5 - 9.5	8.0	10.7	32.8	2335	15	643	CHEVROLET SILVERADO (2021 - 2024)

**Max load decreases if tire is used in a dual application. For dual max load please refer to the tire sidewall.

NOTE: When replacing a vehicle's original equipment light truck tires with passenger car tires, the load on each replacement car tire must not exceed the maximum load stamped on the replacement car tire sidewall divided by 1.10

^Tread Design "A"

Tread Design "B"

*For more complete information, go to Tire-HQ™ at www.tire-hq.com or contact your Goodyear representative.

All tires include Nationwide Warranty Service and Online Tire Registration. Nationwide Warranty Service Link: https://www.goodyear.com/en_US/support/tire-warranty.html

Online Tire Registration Link: https://www.goodyear.com/en_US/support/register-tires.html

FIERCE ATTITUDE M/T®

A Rugged Tire Offering Intense Mud Performance and Looks to Match



FEATURES	BENEFITS
1. Rugged mud terrain tread pattern	Helps provide traction in deep mud conditions
2. Staggered shoulder blocks	Help enhance grip for off-road driving
3. Rim flange protector	Helps protect rims from accidental damage



FIERCE ATTITUDE M/T SPECIFICATIONS

Size	Service Description	Load Range	Sidewall	Product Code	Material Number	Approved Rim Widths (Inches)	Measuring Rim Width (Inches)	Section Width (Inches)	Overall Diameter (Inches)	Max Load (Lbs)	Tread Depth (in 32nds)	Revs / Mile
Fierce Attitude M/T 35X12.50R20LT	121Q	E	BSL	357013294	234986	8.5 - 11.0	10.0	12.5	35.4	3195	19	605

NOTE: When replacing a vehicle's original equipment light truck tires with passenger car tires, the load on each replacement car tire must not exceed the maximum load stamped on the replacement car tire sidewall divided by 1.10

*For more complete information, go to Tire-HQ™ at www.tire-hq.com or contact your Goodyear representative.

All tires include Nationwide Warranty Service and Online Tire Registration. Nationwide Warranty Service Link: https://www.goodyear.com/en_US/support/tire-warranty.html

Online Tire Registration Link: https://www.goodyear.com/en_US/support/register-tires.html

WRANGLER ENFORCER® MT

Our Rugged Off-Road Tire Purpose-Built for HMMWV Military Applications



Off-Road

WRANGLER ENFORCER MT SPECIFICATIONS

Size	Service Description	Load Range	Sidewall	Product Code	Material Number	Approved Rim Widths (Inches)	Measuring Rim Width (Inches)	Section Width (Inches)	Overall Diameter (Inches)	Max Load (Lbs)	Tread Depth (in 32nds)	Revs / Mile
Wrangler Enforcer MT												
37X12.50R16.5LT	127N	D	SBL	779026859	240997	9.0 - 10.5	10.0	12.5	36.8	3850	21	566
37X12.50R16.5LT	133N	E	SBL	779025859	240996	9.0 - 10.5	10.0	12.5	36.8	4540	21	556

NOTE: When replacing a vehicle's original equipment light truck tires with passenger car tires, the load on each replacement car tire must not exceed the maximum load stamped on the replacement car tire sidewall divided by 1.10

*For more complete information, go to Tire-HQ™ at www.tire-hq.com or contact your Goodyear representative.

All tires include Nationwide Warranty Service and Online Tire Registration. Nationwide Warranty Service Link: https://www.goodyear.com/en_US/support/tire-warranty.html

Online Tire Registration Link: https://www.goodyear.com/en_US/support/register-tires.html



WRANGLER® MT

A Rugged Off-Road Tire Designed for Military Applications



Off-Road

WRANGLER MT SPECIFICATIONS

Size	Service Description	Load Range	Load Sidewall	Product Code	Material Number	Approved Rim Widths (Inches)	Measuring Rim Width (Inches)	Section Width (Inches)	Overall Diameter (Inches)	Max Load (Lbs)	Tread Depth (in 32nds)	Revs / Mile	ORIGINAL EQUIPMENT FITMENT- 2024
Wrangler MT 37X12.50R16.5LT	127N	D	BSL	743123154	184251	8.3 - 9.8	9.8	12.4	36.5	3850	19	571	AM GENERAL HUMMER (2014 - 2020)

NOTE: When replacing a vehicle's original equipment light truck tires with passenger car tires, the load on each replacement car tire must not exceed the maximum load stamped on the replacement car tire sidewall divided by 1.10

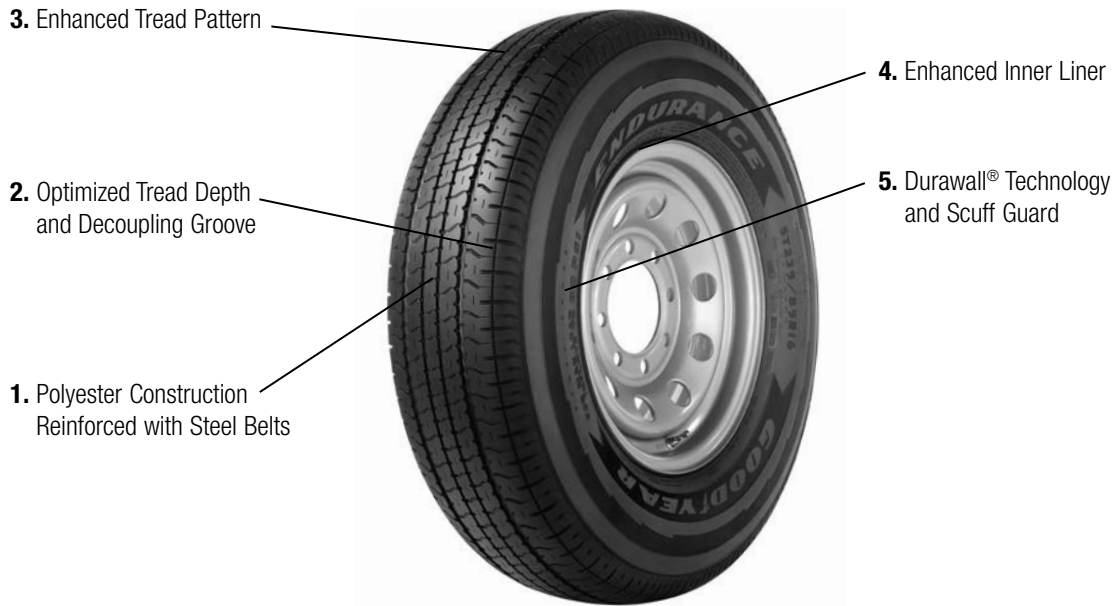
*For more complete information, go to Tire-HQ™ at www.tire-hq.com or contact your Goodyear representative.

All tires include Nationwide Warranty Service and Online Tire Registration. Nationwide Warranty Service Link: https://www.goodyear.com/en_US/support/tire-warranty.html

Online Tire Registration Link: https://www.goodyear.com/en_US/support/register-tires.html

ENDURANCE®

Tow with Confidence



FEATURES	BENEFITS
1. Polyester Construction Reinforced with Steel Belts	Carries heavy-duty loads
2. Optimized Tread Depth and Decoupling Groove	Operate at lower temperatures when properly inflated
3. Enhanced Tread Pattern	Tracks straight for a smooth drive
4. Enhanced Inner Liner	Minimizes air loss while towing
5. Durawall® Technology and Scuff Guard	Defend against sidewall scuffs and punctures

ENDURANCE SPECIFICATIONS

Size	Service Description	Load Range	Sidewall	Product Code	Material Number	Approved Rim Widths (Inches)	Measuring Rim Width (Inches)	Section Width (Inches)	Overall Diameter (Inches)	Max Load (Lbs)	Tread Depth (in 32nds)	Revs / Mile
ST205/75R14	105/101N**	D	BSW	724864519	232865	5.0 - 6.5	5.5	8.0	26.1	2040	8	796
ST215/75R14	108/103N**	D	BLT	724865519	232866	5.5 - 7.0	6.0	8.5	26.7	2200	8	779
ST205/75R15	107/102N**	D	BLT	724861519	232551	5.0 - 6.5	5.5	8.0	27.1	2150	8	767
ST225/75R15	117/112N**	E	SBL	724857519	231946	6.0 - 7.0	6.0	8.8	28.3	2830	8	735
ST235/80R16	123/119N**	E	BSW	724858519	231947	6.0 - 7.5	6.5	9.3	30.8	3420	8	676
ST235/85R16	125/121N**	E	BSW	724860519	231948	6.0 - 7.5	6.5	9.3	31.7	3640	8	656
ST255/85R16	129/125N**	E	BSW	724862519	231949	6.5 - 8.0	7.0	10.0	33.1	4080	8	629

**Max load decreases if tire is used in a dual application. For dual max load please refer to the tire sidewall.

Do not attempt to mount 16" rim diameter tires on 16.5" rim diameter wheels; this may result in serious injury or death.

NOTE: When replacing a vehicle's original equipment light truck tires with passenger car tires, the load on each replacement car tire must not exceed the maximum load stamped on the replacement car tire sidewall divided by 1.10









*For more complete information, go to Tire-HQ™ at www.tire-hq.com or contact your Goodyear representative.

All tires include Nationwide Warranty Service and Online Tire Registration. Nationwide Warranty Service Link: https://www.goodyear.com/en_US/support/tire-warranty.html

Online Tire Registration Link: https://www.goodyear.com/en_US/support/register-tires.html

WINTER



	UltraGrip® Performance 3	WinterCommand® Ultra	WinterCommand®	Ultra Grip® Series
Severe Snow Designation*				
Popular Fitments	BMW 7 Series, Mercedes Benz CLA, Porsche 992	Lexus RC & RX, Lincoln MKX & MKC, Ford Edge & Focus	Toyota Prius, Honda CR-V, Chevrolet Tahoe, Ram 2500/3500	Tesla Model Y, BMW 3 & 4 Series, Porsche Taycan, Audi A8, Mercedes A, B & C Class
Directional Tread Design**	●	●	●	●
Studdable			●	
Wet Grip Technology	●	●		
Sound Comfort Technology***	●			●
60-Day Satisfaction Guarantee†				
# of Sizes	18	50	50	76
Speed Rating	H, V, W	T, H, V	Q, R, S, T	T, H, V
Rim Sizes	15" - 22"	15" - 20"	16" - 20", 22"	16" - 22"
Load Range	SL, XL	SL, XL	SL, XL, E	SL, XL

*The Three-Peak Mountain Snowflake Designation located on the sidewall of a tire indicates a tire that meets a snow traction standard set by FMVSS (Federal Motor Vehicle Safety Standards).

**Directional tread design helps provide good grip on snow covered roads, but must be installed in the proper orientation, as noted by the rotation arrow on the sidewall and should not be cross-rotated.

***Select Sizes Only.

† For complete product and warranty details, please visit www.goodyear.com/en_US/support/tire-warranty/tread-life.html. See goodyear.com for warranty program and 60-Day Satisfaction Guarantee details.



Winter Auto

WinterCommand®

Carve your own path with a tire that's designed for your specific vehicle class. Three unique designs tuned for car, SUV, or pickup trucks to help deliver the comfort and handling you desire.



Severe Snow Designation*



Tires are Studdable



Goodyear 60-Day Satisfaction Guarantee**

- **Take Off** - Traction comes from flexible sipes that bite into ice and snow and help keep you from getting stuck.
- **Tame Your Ride** - Cut curves at every turn with corrugated, angled sipes that help provide stability when cornering.
- **Dig Deep** - Drive through harsh winter weather thanks to optional studs that offer enhanced traction.



CAR & MINIVAN



SUV & 1/2 TON PICKUP TRUCKS



HEAVY DUTY PICKUP TRUCKS

* The Three-Peak Mountain Snowflake Designation located on the sidewall of a tire indicates a tire that meets a snow traction standard set by FMVSS (Federal Motor Vehicle Safety Standards).

** For complete product and warranty details, please visit www.goodyear.com/en_US/support/tire-warranty/tread-life.html. For more complete information, go to Tire-HQ™ at www.tire-hq.com or contact your Goodyear representative.

Popular Fitments

Toyota Prius, Honda CR-V,
Chevrolet Tahoe, Ram 2500/3500



Scan or click here to watch a video on this product.

WINTERCOMMAND SPECIFICATIONS

Size	Service Description	Load Range	SideWall	Product Code	Material Number	Approved Rim Widths (Inches)	Measuring Rim Width (Inches)	Section Width (Inches)	Overall Diameter (Inches)	Max Load (Lbs)	Tread Depth (in 32nds)	Revs / Mile	Stud Pin Size (TSMI #)
WinterCommand													
205/55R16	94T	XL	BSL	187022565	236795	5.5 - 7.5	6.5	8.4	24.9	1477	13	839	12
205/60R16	92T	SL	BSL	187017565	236791	5.5 - 7.5	6.0	8.2	25.7	1389	13	813	12
205/65R16	95T	SL	BSL	187011565	236698	5.5 - 7.5	6.0	8.2	26.5	1521	13	789	12
215/55R16	97T	XL	BSL	187023565	236796	6.0 - 7.5	7.0	8.5	25.3	1609	13	827	12
215/60R16	95T	SL	BSL	187018565	236792	6.0 - 7.5	6.5	8.7	26.1	1521	13	801	12
215/65R16	98T	SL	BSL	187012565	236699	6.0 - 7.5	6.5	8.7	27.0	1653	13	774	12
215/70R16	100T	SL	BSL	187006565	236696	5.5 - 7.0	6.5	8.7	27.9	1764	13	749	12
225/60R16	98T	SL	BSL	187020565	236793	6.0 - 8.0	6.5	9.0	26.6	1653	13	786	12
225/65R16	100T	SL	BSL	187014565	236700	6.0 - 8.0	6.5	9.0	27.5	1764	13	760	12
225/50R17	95T	XL	BSL	187035565	236806	6.0 - 7.5	7.0	8.5	25.5	1521	13	819	12
215/55R17	98T	XL	BSL	187032565	236803	6.0 - 7.5	7.0	8.9	26.3	1653	13	795	12
215/60R17	100T	XL	BSL	187028565	236800	6.0 - 7.5	6.5	8.7	27.2	1764	13	768	12
215/65R17	99T	SL	BSL	187024565	236797	6.0 - 7.5	6.5	8.7	28.0	1709	13	746	12
225/50R17	98T	XL	BSL	187036565	236807	6.0 - 8.0	7.0	9.2	25.9	1653	13	807	12
225/55R17	97T	SL	BSL	187033565	236804	6.0 - 8.0	7.0	9.2	26.8	1609	13	780	12
225/60R17	99T	SL	BSL	187030565	236801	6.0 - 8.0	6.5	9.0	27.6	1709	13	757	12
225/65R17	102T	SL	BSL	187026565	236798	6.0 - 8.0	6.5	9.0	28.5	1874	13	733	12
235/55R17	99T	SL	BSL	187034565	236805	6.5 - 8.5	7.5	9.7	27.2	1709	13	768	12
235/65R17	104T	SL	BSL	187027565	236799	6.5 - 8.5	7.0	9.5	29.1	1984	13	718	12
225/50R18	99T	XL	BSL	187062565	236814	6.0 - 8.0	7.0	9.2	26.9	1709	13	778	12
225/55R18	98T	SL	BSL	187060565	236812	6.0 - 8.0	7.0	9.2	27.8	1653	13	752	12
225/60R18	100T	SL	BSL	187057565	236809	6.0 - 8.0	6.5	9.0	28.6	1764	13	730	12
235/55R18	100T	SL	BSL	187061565	236813	6.5 - 8.5	7.5	9.7	28.2	1764	13	741	12
235/60R18	107T	XL	BSL	187058565	236810	6.5 - 8.5	7.0	9.5	29.1	2149	13	718	12
235/65R18	106T	SL	BSL	187056565	236808	6.5 - 8.5	7.0	9.5	30.0	2094	13	697	12
245/60R18	105T	SL	BSL	187059565	236811	7.0 - 8.5	7.0	9.8	29.6	2039	13	706	12
225/55R19	103T	XL	BSL	187037565	240023	6.0 - 8.0	7.0	9.2	28.8	1929	13	726	12
235/55R19	101T	SL	BSL	187064565	236816	6.5 - 8.5	7.5	9.7	29.2	1819	13	716	12
245/50R20	102T	SL	BSL	187066565	236818	7.0 - 8.5	7.5	10.0	29.7	1874	13	704	12
WinterCommand LT													
245/75R16	111S	SL	BSL	132128788	236529	6.5 - 8.0	7.0	9.8	30.5	2403	13	685	12
265/70R16	112S	SL	BSL	132204788	236535	7.0 - 9.0	8.0	10.7	30.6	2469	13	683	12
245/65R17	107S	SL	BSL	132242788	236527	7.0 - 8.5	7.0	9.8	29.5	2149	13	708	12
265/65R17	112S	SL	BSL	132245788	236533	7.5 - 9.5	8.0	10.7	30.6	2469	13	684	12
265/70R17	115S	SL	BSL	132201788	236537	7.0 - 9.0	8.0	10.7	31.7	2679	13	660	12
255/65R18	111S	SL	BSL	132258788	240022	7.0 - 9.0	7.5	10.2	31.1	2403	13	673	12
255/70R18	113S	SL	BSL	132243788	236531	6.5 - 8.5	7.5	10.2	32.1	2535	13	651	12
265/60R18	110S	SL	BSL	132244788	236532	7.5 - 9.5	8.0	10.4	30.5	2337	13	685	12
265/65R18	114S	SL	BSL	132246788	236534	7.5 - 9.5	8.0	10.7	31.5	2601	13	663	12
275/65R18	116S	SL	BSL	132248788	236540	7.5 - 9.5	8.0	11.0	32.1	2756	13	651	12
255/50R20	105T	SL	BSL	132256788	239699	7.0 - 9.0	8.0	10.4	30.1	2039	13	695	12
265/50R20	107T	SL	BSL	132124788	239700	7.5 - 9.5	8.5	10.9	30.5	2149	13	686	12
275/55R20	113S	SL	BSL	132203788	236539	7.5 - 9.5	8.5	11.2	31.9	2535	13	655	12
275/60R20	115T	SL	BSL	132073788	239697	7.5 - 9.5	8.0	11.0	33.0	2679	13	634	12
285/45R22	114T	XL	BSL	132146788	239698	9.0 - 10.5	9.5	11.2	32.1	2601	13	651	12
LT245/75R16	120/116Q**	E	BSL	184151786	236528	6.5 - 8.0	7.0	9.8	30.5	3042	16	686	15
LT245/70R17	119/116Q**	E	BSL	184140786	237587	6.5 - 8.0	7.0	9.8	30.6	3000	16	684	15
LT245/75R17	121/118Q**	E	BSL	184290786	236530	6.5 - 7.5	7.0	9.8	31.5	3195	16	663	15
LT265/70R17	121/118Q**	E	BSL	184152786	236536	7.0 - 8.5	8.0	10.7	31.7	3195	16	660	15
LT265/70R18	124/121R**	E	BSL	184099786	240024	7.0 - 9.0	8.0	10.7	32.6	3525	16	638	15
LT275/70R18	125/122Q**	E	BSL	184432786	236541	7.0 - 8.5	8.0	11.0	33.2	3640	16	630	15

Do not attempt to mount 16" rim diameter tires on 16.5" rim diameter wheels; this may result in serious injury or death.

NOTE: When replacing a vehicle's original equipment light truck tires with passenger car tires, the load on each replacement car tire must not exceed the maximum load stamped on the replacement car tire sidewall divided by 1.10

**Max load decreases if tire is used in a dual application. For dual max load please refer to the tire sidewall.

For optimum performance, winter and/or studded tires should be used in sets of four. Only new tires should be fitted with studs. Studded tires can be sold for use only where use is not prohibited by law.



Winter Auto

WinterCommand® Ultra

Harness the road ahead with a tire that helps deliver grip in slippery conditions caused by rain, snow and ice.



Severe Snow Designation*




Goodyear 60-Day Satisfaction Guarantee**

- Dominate the Elements - Command the way forward with exceptional handling and traction in wet conditions.
- Tame the Tundra - Experience excellent winter performance with a cryo-adaptive tread compound engineered to stay pliable to help you grip the road in extreme cold.

Crush the Conditions

Unleash the performance of hydro-dynamic grooves for water and slush evacuation.



Built to Perform

Gain the edge you crave with SipeGrip Technology™ which helps deliver the grip to stop and go on slippery surfaces caused by rain, snow and ice.

* The Three-Peak Mountain Snowflake Designation located on the sidewall of a tire indicates a tire that meets a snow traction standard set by FMVSS (Federal Motor Vehicle Safety Standards).

** For complete product and warranty details, please visit www.goodyear.com/en_US/support/tire-warranty/tread-life.html. For more complete information, go to Tire-HQ™ at www.tire-hq.com or contact your Goodyear representative.

Popular Fitments

Lexus RC & RX, Lincoln MKX & MKC, Ford Edge & Focus

WINTERCOMMAND ULTRA SPECIFICATIONS

Size	Service Description	Load Range	Sidewall	Product Code	Material Number	Approved Rim Widths (Inches)	Measuring Rim Width (Inches)	Section Width (Inches)	Overall Diameter (Inches)	Max Load (Lbs)	Tread Depth (in 32nds)	Revs / Mile
WinterCommand Ultra												
175/65R15	84H	SL	VSB	781030579	238758	5.0 - 6.0	5.0	7.0	24.0	1102	11	872
185/60R15	84T	SL	VSB	781033579	238761	5.0 - 6.5	5.5	7.4	23.7	1102	11	880
185/65R15	88T	SL	VSB	781019579	238752	5.0 - 6.5	5.5	7.4	24.5	1235	11	855
195/65R15	91T	SL	VSB	781001579	238654	5.5 - 7.0	6.0	7.9	25.0	1356	11	836
185/55R16	83T	SL	VSB	781032579	238760	5.0 - 6.5	6.0	7.6	24.2	1074	11	872
205/55R16	94H	XL	VSB	781002579	238655	5.5 - 7.5	6.5	8.4	24.9	1477	11	840
205/60R16	96H	XL	VSB	781007579	238659	5.5 - 7.5	6.0	8.2	25.7	1565	11	814
205/65R16	99H	XL	VSB	781020579	238753	5.5 - 7.5	6.0	8.2	26.5	1709	11	790
215/55R16	97H	XL	VSB	781006579	238658	6.0 - 7.5	7.0	8.9	25.3	1609	11	827
215/60R16	99H	XL	VSB	781003579	238656	6.0 - 7.5	6.5	8.7	26.1	1709	11	800
215/65R16	102T	XL	VSB	781010579	238742	6.0 - 7.5	6.5	8.7	27.0	1874	11	774
225/60R16	102H	XL	VSB	781012579	238744	6.0 - 8.0	6.5	9.0	26.6	1874	11	785
205/50R17	93H	XL	VSB	781018579	238750	5.5 - 7.5	6.5	8.4	25.1	1433	11	832
215/45R17	91H	XL	VSB	781015579	238747	7.0 - 8.0	7.0	8.4	24.7	1356	11	848
215/50R17	95H	XL	VSB	781016579	238748	6.0 - 7.5	7.0	8.9	25.5	1521	11	819
215/55R17	98H	XL	VSB	781005579	238657	6.0 - 7.5	7.0	8.9	26.3	1653	11	795
215/65R17	103T	XL	VSB	781021579	238754	6.0 - 7.5	6.5	8.7	28.0	1929	11	746
225/45R17	94H	XL	VSB	781022579	238755	7.0 - 8.5	7.5	8.9	25.0	1477	10	837
225/50R17	98H	XL	VSB	781011579	238743	6.0 - 8.0	7.0	9.2	25.9	1653	11	807
225/55R17	101H	XL	VSB	781009579	238741	6.0 - 8.0	7.0	9.2	26.8	1819	11	781
225/65R17	102H	SL	VSB	781063579	241567	6.0 - 8.0	6.5	9.0	28.5	1874	11	733
235/55R17	99H	SL	VSB	781008579	238660	6.5 - 8.5	7.5	9.7	27.2	1709	11	769
235/65R17	104H	SL	VSB	781064579	241737	6.5 - 8.5	7.0	9.5	29.1	1984	11	719
225/40R18	92V	XL	VSB	781035579	238763	7.5 - 9.0	8.0	9.1	25.1	1389	11	833
225/45R18	95V	XL	VSB	781013579	238745	7.0 - 8.5	7.5	8.9	25.9	1521	11	806
225/50R18	99H	XL	VSB	781017579	238749	6.0 - 8.0	7.0	9.2	26.9	1709	11	777
225/55R18	102V	XL	VSB	781067579	241740	6.0 - 8.0	7.0	9.2	27.8	1874	11	753
225/60R18	100H	SL	VSB	781023579	238756	6.0 - 8.0	6.5	9.0	28.6	1764	11	730
235/45R18	98V	XL	VSB	781073579	242497	7.5 - 9.0	8.0	9.3	26.3	1653	11	793
235/50R18	101V	XL	VSB	781040579	238768	6.5 - 8.5	7.5	9.7	27.3	1819	11	766
235/55R18	100H	SL	VSB	781014579	238746	6.5 - 8.5	7.5	9.7	28.2	1764	11	742
235/60R18	107H	XL	VSB	781027579	240941	6.5 - 8.5	7.0	9.5	29.1	2149	11	718
235/65R18	106V	SL	VSB	781066579	241739	6.5 - 8.5	7.0	9.5	30.0	2094	11	696
245/40R18	97V	XL	VSB	781044579	238772	8.0 - 9.5	8.5	9.8	25.7	1609	11	813
245/45R18	100V	XL	VSB	781046579	238774	7.5 - 9.0	8.0	9.6	26.7	1764	11	784
245/60R18	105V	SL	VSB	781065579	241738	7.0 - 8.5	7.0	9.8	29.6	2039	11	707
235/40R19	96V	XL	VSB	781037579	238765	8.0 - 9.5	8.5	9.5	26.4	1565	11	791
235/45R19	99V	XL	VSB	781072579	242496	7.5 - 9.0	8.0	9.3	27.4	1709	11	764
235/50R19	103H	XL	VSB	781041579	238769	6.5 - 8.5	7.5	9.7	28.3	1929	11	738
235/55R19	105H	XL	VSB	781076579	243296	6.5 - 8.5	7.5	9.7	29.2	2039	11	716
245/45R19	102V	XL	VSB	781060579	238785	7.5 - 9.0	8.0	9.6	27.7	1874	11	755
245/55R19	103V	SL	VSB	781071579	241804	7.0 - 8.5	7.5	10.0	29.7	1929	11	705
255/55R19	111H	XL	VSB	781059579	238784	7.0 - 9.0	8.0	10.4	30.0	2403	11	696
235/55R20	102H	SL	VSB	781043579	238771	6.5 - 8.5	7.5	9.7	30.2	1874	11	693
235/55R20	102V	SL	VSB	781079579	272209	6.5 - 8.5	7.5	9.7	30.2	1874	11	693
245/50R20	102V	SL	VSB	781068579	241801	7.0 - 8.5	7.5	10.0	29.7	1874	11	704
255/45R20	105V	XL	VSB	781050579	238777	8.0 - 9.5	8.5	10.0	29.1	2039	11	719
255/50R20	109V	XL	VSB	781069579	241802	7.0 - 9.0	8.0	10.4	30.1	2271	11	695
265/50R20	107V	SL	VSB	781070579	241803	7.5 - 9.5	8.5	10.9	30.5	2149	11	686
275/45R20	110H	XL	VSB	781057579	238782	8.5 - 10.5	9.0	10.8	29.8	2337	11	702

Do not attempt to mount 16" rim diameter tires on 16.5" rim diameter wheels; this may result in serious injury or death. For optimum performance, winter tires should be used in sets of four.

For more complete information, go to Tire-HQ™ at www.tire-hq.com or contact your Goodyear representative.

EAGLE ENFORCER® WINTER

A Pursuit-Ready Winter Tire That Offers Confident Snow and Ice Traction Plus Responsive Handling



EAGLE ENFORCER WINTER SPECIFICATIONS

Size	Service Description	Load Range	Sidewall	Product Code	Material Number	Approved Rim Widths (Inches)	Measuring Rim Width (Inches)	Section Width (Inches)	Overall Diameter (Inches)	Max Load (Lbs)	Tread Depth (in 32nds)	Revs / Mile
Eagle Enforcer Winter												
265/60R17	108H	SL	VSB	732006567	237043	7.5 - 9.5	8.0	10.7	29.5	2205	11	708
225/60R18	100V	SL	VSB	732003567	237041	6.0 - 8.0	6.5	9.0	28.6	1764	11	730
245/55R18	103V	SL	VSB	732004567	237042	7.0 - 8.5	7.5	10.0	28.6	1929	11	730
255/60R18	108V	SL	VSB	732009563	237418	7.0 - 9.0	7.5	10.2	30.0	2205	11	696
275/55R20	113V	SL	VSB	732010567	241733	7.5 - 9.5	8.5	11.2	31.9	2535	11	655

For optimum performance, winter tires should be used in sets of four.

*For more complete information, go to Tire-HQ™ at www.tire-hq.com or contact your Goodyear representative.

All tires include Nationwide Warranty Service and Online Tire Registration. Nationwide Warranty Service Link: https://www.goodyear.com/en_US/support/tire-warranty.html

Online Tire Registration Link: https://www.goodyear.com/en_US/support/register-tires.html

*The Three-Peak Mountain Snowflake Designation located on the sidewall of a tire indicates a tire that meets a snow traction standard set by FMVSS (Federal Motor Vehicle Safety Standards).

EAGLE® ULTRA GRIP® GW-3 EAGLE® ULTRA GRIP® GW-2

(Select sizes with R0F)

A Winter Performance Tire That Offers Responsive Handling and Traction in Wet and Slippery Conditions; Trusted for Use on Many Police Vehicles

- 1. Unique high-performance winter tread compound
- 2. High-blade density with multiple biting edges
- 3. V-TRED™ Technology



EAGLE ULTRA GRIP GW-2 TREAD PATTERN

FEATURES

- 1. Unique high-performance winter tread compound
- 2. High-blade density with multiple biting edges
- 3. V-TRED Technology



BENEFITS

- Offers performance driving in all winter conditions
- Enhances grip in snow and ice with wet and dry steering capability
- Helps evacuate water and slush away from the contact patch

EAGLE ULTRA GRIP GW-3 SPECIFICATIONS

Size	Service Description	Load Range	Sidewall	Product Code	Material Number	Approved Rim Widths (Inches)	Measuring Rim Width (Inches)	Section Width (Inches)	Overall Diameter (Inches)	Max Load (Lbs)	Tread Depth (in 32nds)	Revs / Mile
Eagle Ultra Grip GW-3												
P235/55R17	98V	SL	VSB	166579530	198865	6.5 - 8.5	7.5	9.7	27.2	1653	11	769
P225/60R18	99V	SL	VSB	166585530	204455	6.0 - 8.0	6.5	9.0	28.6	1709	11	730
235/50R18	101V	XL	VSB	166041528	220011	6.5 - 8.5	7.5	9.7	27.3	1819	11	766

EAGLE ULTRA GRIP GW-2 SPECIFICATIONS

Size	Service Description	Load Range	Sidewall	Product Code	Material Number	Approved Rim Widths (Inches)	Measuring Rim Width (Inches)	Section Width (Inches)	Overall Diameter (Inches)	Max Load (Lbs)	Tread Depth (in 32nds)	Revs / Mile
Eagle Ultra Grip GW-2												
P225/60R16	97V	SL	BCS	147354070	118468	6.0 - 8.0	6.5	9.0	26.6	1609	11	785

Do not attempt to mount 16" rim diameter tires on 16.5" rim diameter wheels; this may result in serious injury or death. For optimum performance, winter tires should be used in sets of four.

*For more complete information, go to Tire-HQ™ at www.tire-hq.com or contact your Goodyear representative.

All tires include Nationwide Warranty Service and Online Tire Registration. Nationwide Warranty Service Link: https://www.goodyear.com/en_US/support/tire-warranty.html
Online Tire Registration Link: https://www.goodyear.com/en_US/support/register-tires.html

*The Three-Peak Mountain Snowflake Designation located on the sidewall of a tire indicates a tire that meets a snow traction standard set by FMVSS (Federal Motor Vehicle Safety Standards).



Winter Performance

Ultra Grip® Performance 3

Be winter ready with a performance winter tire designed for luxury and high performance vehicles.



Severe Snow Designation*



Chosen as Original Equipment by Global Vehicle Manufacturers

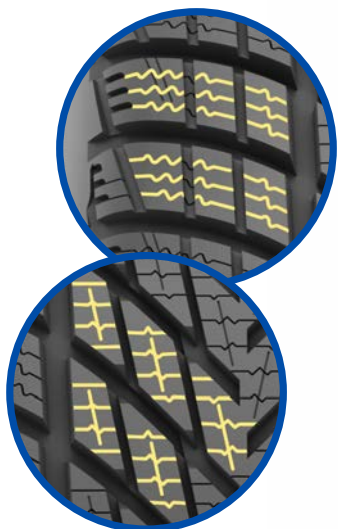


Goodyear 60-Day Satisfaction Guarantee**

Wear Resistant Compound - Silica-polymer bonding helps to withstand wear associated with the higher torque of bigger engines, extending the life of your tires.

High Sipe Density

Helps provide grip for better braking and handling on snow due to a high sipe density and optimized sipe pattern.



Interlocked Sipes


Increases tread stiffness in the shoulders to help improve responsiveness over straight siping.

Wet Grip+ Technology

A directional tread pattern disperses water out to the sides of the tire to help increase grip in wet and slushy conditions.



Four distinct but similar tread patterns are part of the Ultra Grip Performance 3 line up. These tread pattern variations are the result of the OE applications for each tire size. Refer to the spec table to determine which tread pattern is available in each size.



All features shown are available in all tread patterns.

* The Three-Peak Mountain Snowflake Designation located on the sidewall of a tire indicates a tire that meets a snow traction standard set by FMVSS (Federal Motor Vehicle Safety Standards).

** For complete product and warranty details, please visit www.goodyear.com/en_US/support/tire-warranty/tread-life.html. For more complete information, go to Tire-HQ™ at www.tire-hq.com or contact your Goodyear representative.

Popular Fitments

Mercedes Benz CLA, Porsche 992, BMW 7 Series

ULTRA GRIP PERFORMANCE 3 SPECIFICATIONS

Size	Service Description	Load Range	Sidewall	Product Code	Material Number	Approved Rim Widths (Inches)	Measuring Rim Width (Inches)	Section Width (Inches)	Overall Diameter (Inches)	Max Load (Lbs)	Tread Depth (in 32nds)	Revs / Mile	ORIGINAL EQUIPMENT FITMENT- 2024
Ultra Grip Performance 3													
215/60R16	95H	SL	BLT	117104679	273243	6.0 - 7.5	6.5	8.7	26.1	1521	11	800	VOLKSWAGEN PASSAT B8 (2023 - 2024)
205/55R17	95H	XL	BLT	117105679	273244	5.5 - 7.5	6.5	8.4	25.9	1521	11	800	MERCEDES-BENZ CLA-CLASS (2024 - 2024)
215/55R17	94H	SL	BLT	117106679	273245	6.0 - 7.5	7.0	8.9	26.3	1477	11	795	VOLKSWAGEN PASSAT B9 (2023 - 2024)
215/55R17	98H	XL	BLT	117107679	273246	6.0 - 7.5	7.0	8.9	26.3	1653	11	795	AUDI A4 (2023 - 2024)
215/65R17	99H	SL	BLT	117108679	273247	6.0 - 7.5	6.5	8.7	28.0	1709	11	746	VOLKSWAGEN TIGUAN (2024 - 2024)
225/50R17	98H	XL	BLT	117056679	273278	6.0 - 8.0	7.0	9.2	25.9	1653	11	807	MERCEDES-BENZ CLA-CLASS (2024 - 2024)
195/50R18	93H	XL	BLT	117123679	273273	5.5 - 7.0	6.0	7.9	25.7	1433	11	813	BMW 1-Series/ 2-Series (2023 - 2024)
225/45R18	95V	XL	BLT	117017679	273242	7.0 - 8.5	7.5	8.9	25.9	1521	11	806	BMW 1 Series (2024 - 2024)
235/45R18	94V	SL	BLT	117103679	273241	7.5 - 9.0	8.0	9.3	26.3	1477	11	793	VOLKSWAGEN PASSAT B8 (2023 - 2024)
235/45R18	98H	XL	BLT	117111679	273261	7.5 - 9.0	8.0	9.3	26.3	1653	11	793	AUDI A4 (2023 - 2024)
245/40R19	98H	XL	BLT	117118679	273269	8.0 - 9.5	8.5	9.8	26.7	1653	11	782	AUDI A4 (2023 - 2024)
245/50R19	105H	XL	BLT	117098679	271181	7.0 - 8.5	7.5	10.0	28.7	2039	11	728	BMW 7-SERIES / X3 (2023 - 2024)
245/35R20	95V	XL	BLT	117038679	273267	8.0 - 9.5	8.5	9.8	26.8	1521	11	781	PORSCHE 992 (2024 - 2024)
255/45R20	105V	XL	BLT	117030679	271182	8.0 - 9.5	8.5	10.0	29.1	2039	11	719	BMW 7-SERIES / X3 (2023 - 2024)
285/40R20	108V	XL	BLT	117096677	271101	9.5 - 11.0	10.0	11.4	29.0	2205	11	721	BMW 7-SERIES (2024 - 2024)
305/30R21	104V	XL	BLT	117121679	273272	10.5 - 11.5	11.0	12.3	28.2	1984	11	740	PORSCHE 992 (2024 - 2024)
265/40R22	106W	XL	BLT	117112679	273262	9.0 - 10.5	9.5	10.7	30.4	2094	11	689	AUDI EQ5 / EQ6 RS (2024 - 2024)
295/35R22	108W	XL	BLT	117119679	273270	10.0 - 11.5	10.5	11.9	30.1	2205	11	694	AUDI EQ5 / EQ6 RS (2024 - 2024)

Do not attempt to mount 16" rim diameter tires on 16.5" rim diameter wheels; this may result in serious injury or death.
For optimum performance, winter tires should be used in sets of four.

ULTRA GRIP® PERFORMANCE + ULTRA GRIP® PERFORMANCE + SUV

Go Further in All Winter Conditions



SUV DESIGN

FEATURES

1. Weather grip technology

2. Traction protect technology

3. Directional tread pattern

4. Rim protector

BENEFITS

- Offers strong grip on snow and ice through a new compound mixture leads to improved rubber elasticity at low temperatures.
-
- Helps transmit braking forces into tread quicker for shorter stopping distances
-
- Helps channel water and slush away from the tire for enhanced winter traction and handling
-
- Helps protect wheels against accidental curb damage



Severe Snow*



Ice Traction



Ultra Wet Traction



Cornering Stability



Steering Responsiveness



*For more complete information, go to Tire-HQ™ at www.tire-hq.com or contact your Goodyear representative.

All tires include Nationwide Warranty Service and Online Tire Registration. Nationwide Warranty Service Link: https://www.goodyear.com/en_US/support/tire-warranty.html

Online Tire Registration Link: https://www.goodyear.com/en_US/support/register-tires.html

*The Three-Peak Mountain Snowflake Designation located on the sidewall of a tire indicates a tire that meets a snow traction standard set by FMVSS (Federal Motor Vehicle Safety Standards).

ULTRA GRIP PERFORMANCE+ SPECIFICATIONS

Size	Service Description	Load Range	Product Code	Material Number	Approved Rim Widths (Inches)	Measuring Rim Width (Inches)	Section Width (Inches)	Overall Diameter (Inches)	Max Load (Lbs)	Tread Depth (in 32nds)	Revs / Mile	ORIGINAL EQUIPMENT FITMENT- 2024	
Ultra Grip Performance +													
215/55R16	97H	XL	BLT	117079637	244781	6.0 - 7.5	7.0	8.9	25.3	1609	11	827	
215/60R16	99H	XL	BLT	117063637	244393	6.0 - 7.5	6.5	8.7	26.1	1709	12	800	
215/65R16	98T	SL	BLT	117016637	244287	6.0 - 7.5	6.5	8.7	27.0	1653	11	774	
225/60R16	102V	XL	BLT	117050637	244272	6.0 - 8.0	6.5	9.0	26.6	1874	11	785	
235/60R16	100H	SL	BLT	117334637	244469	6.0 - 7.5	7.0	8.9	25.3	1764	11	827	
215/50R17	95V	XL	BLT	117070637	244464	6.0 - 7.5	7.0	8.9	25.5	1521	11	819	
215/55R17	98V	XL	BLT	117763637	244249	6.0 - 7.5	7.0	8.9	26.3	1653	11	795	
225/55R17	101H	XL	BLT	117086637	247035	6.0 - 8.0	7.0	9.2	26.8	1819	10	781	
225/55R17	97H	SL	BLT	117753637	244578	6.0 - 8.0	7.0	9.2	26.8	1609	11	781	
225/60R17	99H	SL	BLT	117099637	271399	9.5 - 11.0	10.0	11.4	29.0	1709	10	721	MERCEDES-BENZ E-CLASS (2023 - 2024)
235/55R17	103V	XL	BLT	117064637	244394	6.5 - 8.5	7.5	9.7	27.2	1929	10	769	
225/50R18	99V	XL	BLT	117071637	244465	6.0 - 8.0	7.0	9.2	26.9	1709	11	777	
235/50R18	101V	XL	BLT	117773637	244467	6.5 - 8.5	7.5	9.7	27.3	1819	11	766	
235/60R18	103H	SL	BLT	117093637	265770	6.5 - 8.5	7.0	9.5	29.1	1929	9	718	MERCEDES-BENZ GLC 300 (2022 - 2023)
245/45R18	100H	XL	BLT	117043637	244243	7.5 - 9.0	8.0	9.6	26.7	1764	9	784	BMW 4-SERIES GRAN COUPE / i4 (2022 - 2023)
255/55R18	109H	XL	BLT	117094637	270971	7.0 - 9.0	8.0	10.4	29.0	2271	9	720	MERCEDES-BENZ GLC 300 (2022 - 2023)
245/40R19	98V	XL	BLT	117041637	244244	8.0 - 9.5	8.5	9.8	26.7	1653	9	782	BMW 4-SERIES GRAN COUPE / i4 (2022 - 2023)
245/40R19	98V	XL	BLT	117092637	265768	8.0 - 9.5	8.5	9.8	26.7	1653	9	782	MERCEDES-BENZ CLE-CLASS (2023 - 2024)
255/40R19	100V	XL	BLT	117028637	244245	8.5 - 10.0	9.0	10.2	27.1	1764	9	773	BMW 4-SERIES GRAN COUPE (2021 - 2024)
255/40R19	104V	XL	BLT	117080637	246871	8.0 - 9.5	8.5	10.0	28.1	1984	11	745	
275/35R19	100V	XL	BLT	117091637	265767	9.0 - 11.0	9.5	10.9	26.6	1764	9	787	MERCEDES-BENZ CLE-CLASS (2023 - 2024)
235/50R20	104T	XL	BLT	117097637	271110	6.5 - 8.5	8.0	9.9	29.5	1984	10	708	
255/40R20	101V	XL	BLT	117081637	246872	8.5 - 10.0	9.0	10.2	28.0	1819	11	746	
265/50R20	111H	XL	BLT	117074637	244552	7.5 - 9.5	8.5	10.9	30.5	2403	10	686	MERCEDES-BENZ EQS SUV (2022 - 2024)
265/40R21	105H	XL	BLT	117095637	270975	9.0 - 10.5	9.5	10.7	29.3	2039	10	713	MERCEDES-BENZ EQS / EQE SUV (2023 - 2024)
275/45R21	110H	XL	BLT	117082637	246734	8.5 - 10.5	9.5	10.8	30.8	2337	10	680	MERCEDES-BENZ G-CLASS (2022 - 2024)
Ultra Grip Performance + SCT													
255/45R19	104V	XL	BLT	117080663	246818	8.0 - 9.5	8.5	10.0	28.1	1984	11	745	
255/40R20	101V	XL	BLT	117085663	246897	8.5 - 10.0	9.0	10.2	28.0	1819	11	746	TESLA MODEL Y (2022 - 2024)
275/35R21	98V	XL	BLT	117084663	246814	8.5 - 10.0	9.0	10.2	28.0	1653	10	747	TESLA MODEL Y (2022 - 2024)
275/35R21	103V	XL	BLT	117083663	246815	8.0 - 9.5	8.5	9.8	26.7	1929	10	782	TESLA MODEL Y (2022 - 2024)
Ultra Grip Performance + SUV													
215/70R16	100T	SL	BLT	117054646	244286	8.5 - 10.0	9.0	10.5	30.4	1764	11	689	
235/70R16	106T	SL	BLT	117065646	244395	6.5 - 7.5	7.0	8.1	24.3	2094	12	721	
215/60R17	100V	XL	BLT	117077646	244621	6.0 - 7.5	6.5	8.7	27.2	1764	11	769	
215/65R17	99V	SL	BLT	117061645	244284	6.0 - 7.5	6.5	8.7	28.0	1709	11	746	
225/60R17	103V	XL	BLT	117048646	244250	9.5 - 11.0	10.0	11.4	29.0	1929	10	721	
225/65R17	102H	SL	BLT	117049646	244273	6.0 - 8.0	6.5	9.0	28.5	1874	11	733	
235/60R17	102H	SL	BLT	117488646	244577	6.5 - 8.5	7.0	9.5	28.1	1874	11	744	
235/65R17	108H	XL	BLT	117068646	244460	6.5 - 8.5	7.0	9.5	29.1	2205	11	719	
225/55R18	102V	XL	BLT	117072646	244466	6.0 - 8.0	7.0	9.2	27.8	1874	10	753	
225/60R18	104V	XL	BLT	117062646	244288	6.0 - 8.0	6.5	9.0	28.6	1984	10	730	
235/55R18	104H	XL	BLT	117992646	244285	6.5 - 8.5	7.5	9.7	28.2	1984	10	742	
235/65R18	110V	XL	BLT	117076646	244574	6.5 - 8.5	7.0	9.5	30.0	2337	10	696	
265/40R18	114H	XL	BLT	117075646	244553	6.5 - 8.5	7.0	9.5	29.1	2601	11	718	
225/55R19	99V	SL	BLT	117019646	244282	6.0 - 8.0	7.0	9.2	28.8	1709	10	726	
235/55R19	105V	XL	BLT	117073646	244468	6.5 - 8.5	7.5	9.7	29.2	2039	11	716	

Do not attempt to mount 16" rim diameter tires on 16.5" rim diameter wheels; this may result in serious injury or death.
 For optimum performance, winter tires should be used in sets of four.
 SCT-Sound Comfort Technology.

ULTRA GRIP® PERFORMANCE GEN-1 ULTRA GRIP® PERFORMANCE SUV GEN-1

(Select sizes with R0F)

Excellent Grip and High Handling Performance in All Winter Conditions



FEATURES	BENEFITS
1. Interlocking sipe system	Provides balance of dry handling and snow performance
2. High sipe density	Enhances braking on snow and ice
3. Block activators	Provide grip in snow and ice conditions
4. Hydrodynamic grooves	Help aquaplaning and slush resistance on wet and slushy roads
5. Tread wear indicator	Helps drivers monitor treadwear throughout the life of the tire



*For more complete information, go to Tire-HQ™ at www.tire-hq.com or contact your Goodyear representative.

All tires include Nationwide Warranty Service and Online Tire Registration. Nationwide Warranty Service Link: https://www.goodyear.com/en_US/support/tire-warranty.html

Online Tire Registration Link: https://www.goodyear.com/en_US/support/register-tires.html

*The Three-Peak Mountain Snowflake Designation located on the sidewall of a tire indicates a tire that meets a snow traction standard set by FMVSS (Federal Motor Vehicle Safety Standards).

ULTRA GRIP PERFORMANCE GEN-1 SPECIFICATIONS

Size	Service Description	Load Range	Sidewall	Product Code	Material Number	Approved Rim Widths (Inches)	Measuring Rim Width (Inches)	Section Width (Inches)	Overall Diameter (Inches)	Max Load (Lbs)	Tread Depth (in 32nds)	Revs / Mile	ORIGINAL EQUIPMENT FITMENT- 2024
Ultra Grip Performance Gen-1													
205/60R16	96H	XL	BLT	653008580	243790	5.5 - 7.5	6.0	8.2	25.7	1565	10	814	BMW 3-SERIES / 4-SERIES (2018 - 2024)
205/45R18	90H	XL	BLT	653006580	240894	6.5 - 7.5	7.0	8.1	25.2	1323	11	828	BMW 1-SERIES (2019 - 2024)
225/45R18	95H	XL	BLT	117090564	265766	7.0 - 8.5	7.5	8.9	25.9	1521	11	806	MERCEDES-BENZ C-CLASS (2021 - 2024)
235/55R18	104H	XL	BLT	117992564	236574	6.5 - 8.5	7.5	9.7	28.2	1984	11	742	AUDI A8 (2017 - 2024)
235/55R19	105H	XL	BLT	117042564	243788	6.5 - 8.5	7.5	9.7	29.2	2039	10	716	MERCEDES-BENZ EQ E-CU (2022 - 2024)
255/55R19	111H	XL	BLT	117195564	237614	7.0 - 9.0	8.0	10.4	30.0	2403	10	696	AUDI E-TRON (2018 - 2024)
235/55R20	105V	XL	BLT	117101564	273063	6.5 - 8.5	7.5	9.7	30.2	2039	11	693	
235/60R20	108H	XL	BLT	653009637	243937	6.5 - 8.5	7.0	9.4	31.1	2205	9	672	BMW iX (2022 - 2023)
245/35R20	95V	XL	BLT	117038564	242543	8.0 - 9.5	8.5	9.8	26.8	1521	10	781	PORSCHE 911 (2018 - 2023)
245/45R20	103V	XL	BLT	117034564	240777	7.5 - 9.0	8.0	9.6	28.7	1929	10	729	PORSCHE TAYCAN (2019 - 2024)
265/40R20	104V	XL	BLT	117993564	236575	9.0 - 10.5	9.5	10.7	28.4	1984	10	737	AUDI A8 (2017 - 2024)
285/40R20	108V	XL	BLT	117036564	240778	9.5 - 11.0	10.0	11.4	29.0	2205	10	721	PORSCHE TAYCAN (2019 - 2024)
285/45R20	112V	XL	BLT	117102564	273064	9.0 - 10.5	9.5	11.2	30.1	2469	11	695	
255/50R21	109H	XL	BLT	653010637	243938	7.0 - 9.0	8.0	10.4	31.1	2271	9	673	BMW iX (2022 - 2023)
Ultra Grip Performance Gen-1													
305/30R21	104V	XL	BLT	117069564	244524	10.5 - 11.5	11.0	12.3	28.2	1984	9	740	PORSCHE 911 (2018 - 2023)
Ultra Grip Performance Gen-1 ROF													
225/50R17	98H	XL	BLT	787064580	239623	6.0 - 8.0	7.0	9.2	25.9	1653	11	807	BMW 1-SERIES / 2-SERIES GRAN COUPE (2019 - 2023)
Ultra Grip Performance SUV Gen-1													
245/50R20	105V	XL	BLT	117067650	244396	7.0 - 8.5	7.5	10.0	29.7	2039	10	704	
255/50R20	109V	XL	BLT	117037650	244271	7.0 - 9.0	8.0	10.4	30.1	2271	10	695	
285/35R22	106V	XL	BLT	117078650	244517	9.5 - 11.0	10.0	11.4	29.9	2094	10	699	

Do not attempt to mount 16" rim diameter tires on 16.5" rim diameter wheels; this may result in serious injury or death.

ROF, RunOnFlat® radial. Refer to the RunOnFlat owner's manual/limited warranty recommendations on operation at low or no air pressure. Pressure monitoring system required. Sold separately.

For optimum performance, winter tires should be used in sets of four.

ULTRA GRIP® 9+

Go Further in All Winter Conditions



FEATURES


1. Weather grip technology

2. Mileage plus technology

3. Directional tread pattern

BENEFITS

- Offers strong grip on snow and ice through a new compound mixture leads to improved rubber elasticity at low temperatures.
-
- Helps increase treadwear with high elasticity tread compound that has less fractures caused by rough road conditions
-
- Helps channel water and slush away from the tire for enhanced winter traction and handling



ULTRA GRIP 9 + SPECIFICATIONS

Size	Service Description	Load Range	Sidewall	Product Code	Material Number	Approved Rim Widths (Inches)	Measuring Rim Width (Inches)	Section Width (Inches)	Overall Diameter (Inches)	Max Load (Lbs)	Tread Depth (in 32nds)	Revs / Mile
185/65R15	88T	SL	BLT	117051645	244280	5.0 - 6.5	5.5	7.4	24.5	1235	11	855
195/60R15	88T	SL	BLT	117044645	244246	5.5 - 7.0	6.0	7.9	24.2	1235	11	863
195/65R15	91T	SL	BLT	117045645	244247	5.5 - 7.0	6.0	7.9	25.0	1356	11	836
205/65R15	94T	SL	BLT	117060645	244279	5.5 - 7.5	6.0	8.2	25.5	1477	11	821
205/55R16	94H	XL	BLT	117046645	244248	5.5 - 7.5	6.5	8.4	24.9	1477	11	840
205/60R16	92H	SL	BLT	117059645	244278	5.5 - 7.5	6.0	8.2	25.7	1389	11	814

Do not attempt to mount 16" rim diameter tires on 16.5" rim diameter wheels; this may result in serious injury or death. For optimum performance, winter tires should be used in sets of four.

*For more complete information, go to Tire-HQ™ at www.tire-hq.com or contact your Goodyear representative.

All tires include Nationwide Warranty Service and Online Tire Registration. Nationwide Warranty Service Link: https://www.goodyear.com/en_US/support/tire-warranty.html
 Online Tire Registration Link: https://www.goodyear.com/en_US/support/register-tires.html

*The Three-Peak Mountain Snowflake Designation located on the sidewall of a tire indicates a tire that meets a snow traction standard set by FMVSS (Federal Motor Vehicle Safety Standards).



ULTRA GRIP® 8 PERFORMANCE

An Ultra High-Performance Tire for Powerful Winter Traction and Handling in Freezing Rain, Snow, Slush and Ice



Severe Snow*



Ice Traction



Ultra Wet Traction



Cornering Stability



Steering Responsiveness



ULTRA GRIP 8 PERFORMANCE SPECIFICATIONS

Size	Service Description	Load Range	Load Sidewall	Product Code	Material Number	Approved Rim Widths (Inches)	Measuring Rim Width (Inches)	Section Width (Inches)	Overall Diameter (Inches)	Max Load (Lbs)	Tread Depth (in 32nds)	Revs / Mile	ORIGINAL EQUIPMENT FITMENT- 2024
Ultra Grip 8 Performance													
195/55R16	87H	SL	BLT	117820373	227929	5.5 - 7.0	6.0	7.9	24.4	1201	10	856	MINI ONE (2013 - 2020)
205/65R16	95H	SL	BLT	117780373	243958	5.5 - 7.5	6.0	8.2	26.5	1521	10	790	FORD PUMA (2019 - 2024)
225/40R18	92V	XL	BLT	117089373	265765	7.5 - 9.0	8.0	9.1	25.1	1389	11	833	MERCEDES-BENZ A-CLASS (2011 - 2019)
245/45R18	100V	XL	BLT	117778373	226514	7.5 - 9.0	8.0	9.6	26.7	1764	11	784	BMW 5-SERIES (2015 - 2024)
255/60R18	108H	SL	BLT	117847373	230514	7.0 - 9.0	7.5	10.2	30.0	2205	11	696	AUDI Q7 (2015 - 2024)
285/45R20	112V	XL	BLT	117838373	229729	9.0 - 10.5	9.5	11.2	30.1	2469	11	695	AUDI Q7 (2016 - 2018)
Ultra Grip 8 Performance ROF													
245/45R18	100V	XL	BLT	117799373	227398	7.5 - 9.0	8.0	9.6	26.7	1764	10	784	BMW/ MERCEDES-BENZ 5&8-SERIES/ E-CLASS (2017 - 2024)
245/45R19	102V	XL	BLT	117100373	271845	7.5 - 9.0	8.0	9.6	27.7	1874	10	755	BMW 6-SERIES GT (2017 - 2024)

Do not attempt to mount 16" rim diameter tires on 16.5" rim diameter wheels; this may result in serious injury or death.

ROF, RunOnFlat® radial. Refer to the RunOnFlat owner's manual/limited warranty recommendations on operation at low or no air pressure. Pressure monitoring system required. Sold separately.

For optimum performance, winter tires should be used in sets of four.

*For more complete information, go to Tire-HQ™ at www.tire-hq.com or contact your Goodyear representative.

All tires include Nationwide Warranty Service and Online Tire Registration. Nationwide Warranty Service Link: https://www.goodyear.com/en_US/support/tire-warranty.html

Online Tire Registration Link: https://www.goodyear.com/en_US/support/register-tires.html

*The Three-Peak Mountain Snowflake Designation located on the sidewall of a tire indicates a tire that meets a snow traction standard set by FMVSS (Federal Motor Vehicle Safety Standards).



ULTRA GRIP® + SUV

An SUV Tire for Enhance Traction
in Severe Winter Driving Conditions



Severe Snow*



Ice Traction



Cornering
Stability



ULTRA GRIP + SUV SPECIFICATIONS

Size	Service Description	Load Range	Sidewall	Product Code	Material Number	Approved Rim Widths (Inches)	Measuring Rim Width (Inches)	Section Width (Inches)	Overall Diameter (Inches)	Max Load (Lbs)	Tread Depth (in 32nds)	Revs / Mile
Ultra Grip + SUV												
265/70R16	112T	SL	BLT	754317575	244576	6.0 - 8.0	7.0	9.2	28.8	2469	11	726
245/65R17	107H	SL	BLT	754594575	244551	6.5 - 8.5	7.5	9.7	29.2	2149	12	716
265/65R17	112T	SL	BLT	754338575	244575	7.0 - 8.5	7.5	10.0	29.7	2469	11	704
245/60R18	105H	SL	BLT	754587575	244470	7.0 - 8.5	7.0	9.8	29.6	2039	11	707

Do not attempt to mount 16" rim diameter tires on 16.5" rim diameter wheels; this may result in serious injury or death.

*For more complete information, go to Tire-HQ™ at www.tire-hq.com or contact your Goodyear representative.

All tires include Nationwide Warranty Service and Online Tire Registration. Nationwide Warranty Service Link: https://www.goodyear.com/en_US/support/tire-warranty.html

Online Tire Registration Link: https://www.goodyear.com/en_US/support/register-tires.html

*The Three-Peak Mountain Snowflake Designation located on the sidewall of a tire indicates a tire that meets a snow traction standard set by FMVSS (Federal Motor Vehicle Safety Standards).

GOODYEAR® OE FITMENTS

#1

OE Brand Share*

Fitments on a Rich Mix of Vehicles

ACURA • AUDI • BMW • BUICK • CADILLAC • CHEVROLET • CHRYSLER • DODGE • FORD
GMC • HONDA • HYUNDAI • JAGUAR • JEEP • KIA • LAND ROVER • LEXUS • LINCOLN
LOTUS • MASERATI • MAZDA • MERCEDES-BENZ • MINI • NISSAN • PORSCHE
RAM • ROLLS-ROYCE • SUBARU • TESLA • TOYOTA • VOLKSWAGEN • VOLVO





VEHICLE MAKE	VEHICLE MODEL	TIRE DESC.	FRONT / REAR	PRODUCT CODE	TIRE LINE	SIDEWALL DESC.	VEHICLE MODEL YEAR
ACURA	MDX	T155/85D18 115M		818027253	Conv Spare Nylon	SBL	2020 - 2024
	RDX	255/45R20 101V		732007741	Eagle RS-A	BSL	2019 - 2024
	TLX	225/50R18 95H		706171163	Eagle LS-2	VSB	2015 - 2020
		225/55R17 97H		706447163	Eagle LS-2	VSB	2015 - 2020
AM General	HUMMER	37X12.50R16 5LT 127N D		743123154	Wrangler MT	BSL	2014 - 2020
AUDI	A3	225/40R18 92H XL		109157382	Eagle Sport All-Season	BLT	2020 - 2024
		225/40R18 92Y XL		112070591	Eagle F1 SuperSport	BLT	2020 - 2024
		225/45R17 91H		109155382	Eagle Sport All-Season	BLT	2019 - 2024
		235/35R19 91Y XL		112091591	Eagle F1 SuperSport	BLT	2020 - 2024
	A7	255/40R19 100Y XL		112228344	EfficientGrip ROF	BLT	2013 - 2018
	A8	255/45R19 104H XL		109166382	Eagle Sport All-Season SCT	BLT	2017 - 2024
		255/45R19 104H XL		109180382	Eagle Sport All-Season	BLT	2017 - 2024
		265/35R21 101H XL		109172658	Eagle Sport All-Season SCT	BLT	2017 - 2024
		265/35R21 101Y XL		783181388	Eagle F1 Asymmetric 3	BLT	2017 - 2024
		265/35R21 101Y XL		783406394	Eagle F1 Asymmetric 3 SCT	BLT	2017 - 2024
		265/40R20 104H XL		109160382	Eagle Sport All-Season	BLT	2017 - 2024
		265/40R20 104H XL		109179382	Eagle Sport All-Season	BLT	2020 - 2024
		265/40R20 104Y XL		783158394	Eagle F1 Asymmetric 3 SCT	BLT	2017 - 2024
	E-TRON	255/50R20 109H XL		109147557	Eagle Sport All-Season	BLT	2018 - 2024
		265/45R21 108H XL		783137544	Eagle F1 Asymmetric 3 SUV	BLT	2018 - 2024
	E-TRON GT	265/35R21 101Y XL	F	103015594	Eagle F1 Asymmetric 5	BLT	2020 - 2024
		305/30R21 104Y XL	R	103016594	Eagle F1 Asymmetric 5	BLT	2020 - 2024
	Q3	235/50R19 99H		109152569	Eagle Sport All-Season	BLT	2019 - 2024
		235/55R18 100H		109149569	Eagle Sport All-Season	BLT	2019 - 2024
	Q5	255/45R20 101W		684011293	Excellence	BLT	2008 - 2016
		255/45R20 101W	F	783197544	Eagle F1 Asymmetric 3 SUV	BLT	2023 - 2024
	Q6 ETRON	285/40R21 109W XL	R	783198544	Eagle F1 Asymmetric 3 SUV	BLT	2023 - 2024
		255/55R19 111H XL		109097395	Eagle Sport All-Season ROF	BLT	2015 - 2024
	Q7	285/40R21 109Y XL		784445348	Eagle F1 Asymmetric 2	BLT	2015 - 2024
		285/45R20 112H XL		109154395	Eagle Sport All-Season ROF	BLT	2016 - 2019
	Q7/ A8/ S8	255/60R18 108H		109176382	Eagle Sport All-Season	BLT	2020 - 2024
		225/45R18 95Y XL		783138385	Eagle F1 Asymmetric 3 ROF	BLT	2018 - 2024
BMW	2-SERIES ACTIVE TOUR#2 3-SERIES	225/40R19 89Y		784196359	Eagle F1 Asymmetric 2 ROF	BLT	2012 - 2018
		225/40R19 93Y XL	F	783193385	Eagle F1 Asymmetric 3 ROF	BLT	2018 - 2024
		255/35R19 96Y XL	R	783494385	Eagle F1 Asymmetric 3 ROF	BLT	2018 - 2024
	3-SERIES / 4-SERIES	225/40R19 89Y		784044359	Eagle F1 Asymmetric 2 ROF	BLT	2013 - 2018
		255/40R18 95Y		112006344	EfficientGrip ROF	BLT	2013 - 2018
		225/45R18 95Y XL	F	783138385	Eagle F1 Asymmetric 3 ROF	BLT	2018 - 2024
		255/40R18 99Y XL	R	783193885	Eagle F1 Asymmetric 3 ROF	BLT	2019 - 2023
		225/40R19 93Y XL	F	783182385	Eagle F1 Asymmetric 3 ROF	BLT	2019 - 2023
	4-SERIES	255/35R19 96Y XL	R	783494385	Eagle F1 Asymmetric 3 ROF	BLT	2018 - 2024
		245/45R18 100H XL		109167395	Eagle Sport All-Season ROF	BLT	2021 - 2024
	4-SERIES GRAN COUPE	255/35R20 97Y XL	R	103023653	Eagle F1 Asymmetric 5	BLT	2021 - 2024
		245/40R19 98H XL	F	109168395	Eagle Sport All-Season	BLT	2021 - 2024
		255/40R19 100H XL	R	109169382	Eagle Sport All-Season	BLT	2021 - 2024
	4-SERIES GRAN COUPE / i4	245/45R18 100Y XL		103021653	Eagle F1 Asymmetric 5	BLT	2022 - 2023
		245/35R20 95Y XL	F	103022629	Eagle F1 Asymmetric 5 SCT	BLT	2022 - 2023
		255/35R20 97Y XL	R	103023653	Eagle F1 Asymmetric 5	BLT	2022 - 2023
	5-SERIES	225/55R17 97H		109143395	Eagle Sport All-Season ROF	BLT	2018 - 2020
		245/35R20 95Y XL		103017598	Eagle F1 Asymmetric 5 ROF	BLT	2020 - 2024
		245/35R20 95Y XL		783129388	Eagle F1 Asymmetric 3	BLT	2020 - 2024
		245/40R19 98H XL		109140395	Eagle Sport All-Season ROF	BLT	2017 - 2024
		245/45R18 100H XL		109093395	Eagle Sport All-Season ROF	BLT	2017 - 2024
		245/45R18 100Y XL		783199382	Eagle F1 Asymmetric 3 ROF	BLT	2019 - 2024
		245/45R19 102V XL		706002165	Eagle LS-2 ROF	BLT	2022 - 2024
		275/30R20 97Y XL		103018598	Eagle F1 Asymmetric 5 ROF	BLT	2017 - 2024
		245/40R19 98Y XL	F	783141385	Eagle F1 Asymmetric 3 ROF	BLT	2017 - 2024
		245/40R19 98Y XL	F	783185385	Eagle F1 Asymmetric 3 ROF	BLT	2017 - 2024
		275/30R20 97Y XL		783723385	Eagle F1 Asymmetric 3 ROF	BLT	2017 - 2021
	5-SERIES (G30) 5-SERIES / 6-SERIES	225/55R17 97V		706923322	Eagle LS-2 ROF	BLT	2013 - 2016
		245/40R19 98V XL		706387322	Eagle LS-2 ROF	BLT	2013 - 2016
		245/40R19 98Y XL		111003513	Excellence ROF	BLT	2013 - 2017
		245/45R18 100V XL		706440322	Eagle LS-2 ROF	BLT	2013 - 2016
		275/35R19 96Y		111446513	Excellence ROF	BLT	2013 - 2017
		245/35R19 100Y XL	R	783857385	Eagle F1 Asymmetric 3 ROF	BLT	2017 - 2024
	5-SERIES / 7-SERIES	245/50R18 100W		706088322	Eagle LS-2 ROF	BLT	2009 - 2024
		245/45R19 98Y		111016513	Excellence ROF	BLT	2006 - 2016
	5-SERIES GT	275/40R19 101Y		111017513	Excellence ROF	BLT	2006 - 2016
	5-SERIES GT / 7-SERIES GT	245/40R20 99Y XL		111045513	Excellence ROF	BLT	2011 - 2017
	6-SERIES	245/40R19 98Y XL	F	783185385	Eagle F1 Asymmetric 3 ROF	BLT	2017 - 2024
	7-SERIES	275/35R20 102Y XL		111048513	Excellence ROF	BLT	2013 - 2017
	8-SERIES	275/30R20 97Y XL		783723385	Eagle F1 Asymmetric 3 ROF	BLT	2019 - 2021
		245/40R19 98Y XL	F	783141385	Eagle F1 Asymmetric 3 ROF	BLT	2024 - 2024
	i4	245/45R18 100H XL		109167395	Eagle Sport All-Season ROF	BLT	2021 - 2024
		245/35R20 95Y XL	F	103022594	Eagle F1 Asymmetric 5	BLT	2021 - 2024
		255/35R20 97Y XL	R	103023653	Eagle F1 Asymmetric 5	BLT	2024 - 2024
		245/40R19 98H XL	F	109168395	Eagle Sport All-Season	BLT	2023 - 2024
	i-NEXT	255/40R19 100H XL	R	109169382	Eagle Sport All-Season	BLT	2021 - 2024
		235/60R20 108H XL		112088638	EfficientGrip Performance 2	BLT	2021 - 2024
		255/50R21 109H XL		102046642	Eagle Touring SCT	BLT	2021 - 2024
		255/50R21 109H XL		102062559	Eagle Touring	BLT	2021 - 2024
		255/50R21 109Y XL		112090638	EfficientGrip Performance 2 SCT	BLT	2021 - 2024
	iX	235/60R20 108H XL		102045559	Eagle Touring	BLT	2022 - 2023
	X1	225/40R20 94Y XL		783147385	Eagle F1 Asymmetric 3 ROF	BLT	2017 - 2024
		225/45R18 91V		112031344	EfficientGrip ROF	BLT	2013 - 2016
		225/45R19 96W XL		783153385	Eagle F1 Asymmetric 3 ROF	BLT	2017 - 2024
		225/50R17 94H		706567308	Eagle LS-2 ROF	BLT	2013 - 2016
		225/50R18 95V		109092395	Eagle Sport All-Season ROF	BLT	2016 - 2024
	X2	225/45R19 96W XL		783153385	Eagle F1 Asymmetric 3 ROF	BLT	2017 - 2024
		225/50R18 95V		109092395	Eagle Sport All-Season ROF	BLT	2019 - 2021
	X5	255/50R19 107H XL		706110163	Eagle LS-2 ROF	VSB	2014 - 2018

For more complete information, go to Tire-HQ™ at www.tire-hq.com or contact your Goodyear representative.



VEHICLE MAKE	VEHICLE MODEL	TIRE DESC.	FRONT / REAR	PRODUCT CODE	TIRE LINE	SIDEWALL DESC.	VEHICLE MODEL YEAR
BMW	X5	255/55R18 109H XL		706999163	Eagle LS-2 ROF	VSF	2014 - 2018
BRIGHTDROP	ZEVO 400	LT245/75R17 121/118R E		844077001	Wrangler Territory HT	BSL	2023 - 2024
	ZEVO 600	LT245/75R17 121/118R E		844077001	Wrangler Territory HT	BSL	2023 - 2024
BUICK	ENCLAVE	255/65R18 111T		755907383	Assurance CS Fuel Max	VSF	2017 - 2024
		P255/60R19 108H		732587500	Eagle RS-A	VSF	2013 - 2017
		P255/65R18 109S		151559248	Fortera HL	BSL	2013 - 2017
	LACROSSE	P235/50R18 97H		706018163	Eagle LS-2	VSF	2014 - 2016
	REGAL	P225/55R17 95H		738828571	Assurance Fuel Max	VSF	2018 - 2020
CADILLAC	CT6	235/50R18 97V		109087366	Eagle Sport All-Season	VSF	2017 - 2020
		245/40R20 95W		102850387	Eagle Touring	VSF	2017 - 2020
		245/40R20 95Y		783390388	Eagle F1 Asymmetric 3	BLT	2019 - 2020
		245/45R19 98V		102839387	Eagle Touring	VSF	2017 - 2020
		265/45R18 101V		109098366	Eagle Sport All-Season	VSF	2017 - 2018
	CTS	P245/45R19 98V		107172659	Eagle RS-A2	VSF	2010 - 2021
CHEVROLET	BOLT EV CARGO	205/55R16 91H		738524571	Assurance Fuel Max	VSF	2018 - 2023
	BOLT EV SSV (POLICE)	205/55R16 91H		738524571	Assurance Fuel Max	VSF	2022 - 2024
	CAMARO	245/50R18 100V		109089366	Eagle Sport All-Season	VSF	2015 - 2023
	CAMARO 2LT	245/40R20 95V		104040390	Eagle F1 Asymmetric All-Season ROF	VSF	2015 - 2023
	CAMARO SS	245/40R20 95Y		783390385	Eagle F1 Asymmetric 3 ROF	BLT	2015 - 2023
		275/35R20 98Y		783400385	Eagle F1 Asymmetric 3 ROF	BLT	2015 - 2023
	CAMARO SS 1LE / ZL1	285/30R20 95Y		797788523	Eagle F1 SuperCar 3	B01	2016 - 2023
		305/30R20 99(Y)		797789523	Eagle F1 SuperCar 3	B01	2016 - 2023
	CAMARO ZL1 1LE	305/30R19 98(Y)		797001538	Eagle F1 SuperCar 3R	VSF	2017 - 2023
		325/30R19 101(Y)		797002538	Eagle F1 SuperCar 3R	VSF	2017 - 2023
	CAPRICE POLICE	P235/50R18 99W XL		732276500	Eagle RS-A Police	VSF	2013 - 2017
	COLORADO	255/65R17 110T		157069622	Wrangler Fortitude HT	BSL	2015 - 2022
		255/65R17 110T		758069572	Wrangler All-Terrain Adventure With Kevlar	BSL	2015 - 2022
		255/65R17 110T		827017973	Wrangler Territory HT	BSL	2023 - 2024
		265/60R18 110T		157076622	Wrangler Fortitude HT	BSL	2015 - 2022
		265/65R17 112S		150153601	Wrangler DuraTrac	BSL	2017 - 2022
		265/65R18 114T		734006640	Wrangler Territory AT	BSL	2021 - 2024
		265/70R16 112T		157045622	Wrangler Fortitude HT	BSL	2015 - 2020
		LT315/70R17 113/110S C		796327833	Wrangler Territory MT	BSL	2023 - 2024
		LT285/70R17 116/113Q C		796291984	Wrangler Territory MT	BLT	2022 - 2024
		LT275/65R18 113/110Q C		796392833	Wrangler Territory MT	BSL	2023 - 2024
	CORVETTE C6	P245/40R18 88Y LL	F	406609164	Eagle F1 GS-2 EMT	VSF	2006 - 2018
	CORVETTE C6 Z06	P325/30R19 94(Y) LL	R	412562506	Eagle F1 SuperCar EMT	VSF	2005 - 2013
	CRUZE	205/55R16 91H		738524571	Assurance Fuel Max	VSF	2015 - 2019
	IMPALA POLICE	P235/55R17 98W		732297500	Eagle RS-A Police	VSF	2013 - 2017
	MALIBU	P225/55R17 95H		738828571	Assurance Fuel Max	VSF	2016 - 2024
		P235/50R18 97H		706018163	Eagle LS-2	VSF	2013 - 2017
	SILVERADO	265/65R18 114S		150644601	Wrangler DuraTrac	BSL	2015 - 2019
		265/65R18 114T		734006586	Wrangler Territory AT	OWL	2022 - 2024
		265/65R18 114T		734006640	Wrangler Territory AT	BSL	2022 - 2024
		275/60R20 115S		741178681	Wrangler TrailRunner AT	BSL	2019 - 2024
		P265/70R17 113S		410422176	Wrangler AT/S	OWL	2013 - 2014
		P275/55R20 111S		706069165	Eagle LS-2	B02	2013 - 2018
		LT265/60R20 110/107S C		796265833	Wrangler Territory MT	BSL	2021 - 2024
		LT265/60R22 123/120S E		733295838	Wrangler Territory AT	BSL	2023 - 2024
		LT275/65R18 113/110Q C		312067142	Wrangler DuraTrac	BSL	2019 - 2022
		LT275/65R18 113/110Q C		796392833	Wrangler Territory MT	BSL	2022 - 2024
	SILVERADO HD	LT275/65R18 123/120Q E		312011142	Wrangler DuraTrac	BSL	2015 - 2019
		LT275/65R20 126/123S E		742299681	Wrangler TrailRunner AT	BSL	2020 - 2024
	SILVERADO SSV (POLICE)	275/60R20 115S		741178681	Wrangler TrailRunner AT	BSL	2022 - 2024
	SILVERADO ZR2	LT275/70R18 115/112Q C		796272833	Wrangler Territory MT	BSL	2022 - 2024
	SPARK	185/55R15 82T		402602047	Integrity	VSF	2013 - 2017
	SUBURBAN Z71	275/60R20 115S		734087640	Wrangler Territory AT	BSL	2022 - 2024
		275/60R20 115S		741178681	Wrangler TrailRunner AT	BSL	2021 - 2022
	TAHOE	265/65R18 114S		150644601	Wrangler DuraTrac	BSL	2015 - 2020
	TAHOE POLICE	P265/60R17 108V		732523500	Eagle RS-A Police	VSF	2017 - 2020
	TAHOE Z71	275/60R20 115S		734087640	Wrangler Territory AT	BSL	2022 - 2024
		275/60R20 115S		741178681	Wrangler TrailRunner AT	BSL	2021 - 2022
	TRAILBLAZER	P255/50R20 104V		732550500	Eagle RS-A	VSF	2004 - 2009
	TRAVERSE	255/65R18 111T		755907383	Assurance CS Fuel Max	VSF	2018 - 2024
		265/65R18 114T		734006640	Wrangler Territory AT	BSL	2024 - 2024
		P255/65R18 109S		151559248	Fortera HL	BSL	2013 - 2017
	TRAX	225/55R18 98H		681935630	Assurance Finesse	BSL	2023 - 2024
CHRYSLER	300	245/45R20 99Y		107548343	Eagle RS-A2	VSF	2013 - 2023
		245/45R20 99Y		389428128	Eagle F1 SuperCar	VSF	2023 - 2023
		245/45R20 99Y		389926128	Eagle F1 SuperCar	VSF	2013 - 2023
		T145/80D18 99M LL		818022253	Conv Spare Nylon	SBL	2004 - 2023
DODGE	CHALLENGER SRT8	245/45R20 99Y		107548343	Eagle RS-A2	VSF	2011 - 2023
		245/45R20 99Y		389926128	Eagle F1 SuperCar	VSF	2013 - 2023
	CHARGER	245/45R20 99Y		107548343	Eagle RS-A2	VSF	2011 - 2023
		245/45R20 99Y		389926128	Eagle F1 SuperCar	VSF	2013 - 2023
	CHARGER PURSUIT	245/55R18 103V		732026500	Eagle RS-A Police	VSF	2014 - 2023
		P225/60R18 99W		732312500	Eagle RS-A Police	VSF	2010 - 2023
	DURANGO	265/50R20 107T		151093203	Fortera HL	VSF	2013 - 2015
FIAT	500 BEV	205/45R17 88V XL		112084534	EfficientGrip Performance	BLT	2020 - 2024
FORD	BRONCO	LT315/70R17 113/110S C		796270833	Wrangler Territory MT	BSL	2021 - 2024
		LT285/70R17 116/113S C		796285833	Wrangler Territory MT	BSL	2021 - 2023
	EXPEDITION	275/60R20 115H		827018815	Wrangler Territory HT	VSF	2023 - 2024
	EXPEDITION / NAVIGATOR	255/70R18 113T		403074417	Wrangler HP	VSF	2022 - 2024
	EXPEDITION SSV (POLICE)	265/70R17 115T		157042620	Wrangler Fortitude HT	OWL	2019 - 2024
	EXPEDITION TIMBERLINE	265/70R18 116T		687070885	Wrangler Territory AT/S	OWL	2022 - 2024
	F-150	265/70R17 115T		157042620	Wrangler Fortitude HT	OWL	2015 - 2020
		275/55R20 113T		758065571	Wrangler All-Terrain Adventure With Kevlar	OWL	2015 - 2020
		275/60R20 115H		827018815	Wrangler Territory HT	VSF	2023 - 2024
		275/65R18 116T		734001640	Wrangler Territory AT	BSL	2021 - 2024
		LT275/65R18 113/110S C		748958571	Wrangler All-Terrain Adventure With Kevlar	OWL	2014 - 2020
	F-150 LIGHTNING	275/60R20 116T XL		827037815	Wrangler Territory HT	VSF	2023 - 2024

For more complete information, go to Tire-HQ™ at www.tire-hq.com or contact your Goodyear representative.



VEHICLE MAKE	VEHICLE MODEL	TIRE DESC.	FRONT / REAR	PRODUCT CODE	TIRE LINE	SIDEWALL DESC.	VEHICLE MODEL YEAR	
FORD	F-150 POLICE RESPONDER	LT275/65R18 113/110S C		748958571	Wrangler All-Terrain Adventure With Kevlar	OWL	2018 - 2020	
		LT285/70R18 113/110H C		108028861	Wrangler Enforcer AT	BSL	2021 - 2024	
	F-150 SSV (POLICE)	265/70R17 115T		157042620	Wrangler Fortitude HT	OWL	2021 - 2022	
		FUSION	235/45R18 94V		706038163	Eagle LS-2	VSF	2013 - 2020
	235/45R18 94V			706588163	Eagle LS-2	VSF	2011 - 2020	
	P225/45R18 91V			732646500	Eagle RS-A	VSF	2007 - 2012	
	FUSION SPORT	235/40R19 96W XL		104504357	Eagle F1 Asymmetric All-Season	VSF	2017 - 2020	
		MUSTANG	235/50R18 97W		104207357	Eagle F1 Asymmetric All-Season	VSF	2014 - 2023
			265/35R20 99W XL		104436357	Eagle F1 Asymmetric All-Season	VSF	2016 - 2024
	POLICE CROWN VIC	P225/60R16 97V		732354148	Eagle RS-A Police	VSF	2005 - 2005	
		P225/60R16 97V		732354500	Eagle RS-A Police	VSF	2005 - 2014	
	POLICE INTERCEPTOR SEDAN	245/55R18 103V		732026500	Eagle RS-A Police	VSF	2013 - 2019	
	POLICE INTERCEPTOR UTILITY	245/55R18 103V		732026500	Eagle RS-A Police	VSF	2013 - 2019	
		255/60R18 108V		732005563	Eagle Enforcer	VSF	2019 - 2024	
	POLICE RESPONDER	P235/55R17 98W		732002500	Eagle RS-A Police	VSF	2005 - 2011	
	POLICE RESPONDER HYBRID	235/50R17 96W		109064366	Eagle Sport All-Season	VSF	2019 - 2020	
		RANGER	255/65R18 111T		687088885	Wrangler Territory AT/S	OWL	2023 - 2024
	255/65R18 111T			734003640	Wrangler Territory AT	BSL	2023 - 2024	
	255/70R17 112T			687067885	Wrangler Territory AT/S	OWL	2023 - 2024	
	255/70R17 112T			734002640	Wrangler Territory AT	BSL	2023 - 2024	
	SUPERDUTY (F-250/350)	LT275/70R18 125/122R E		748139571	Wrangler All-Terrain Adventure With Kevlar	OWL	2017 - 2022	
		LT275/70R18 125/122R E		748139686	Wrangler All-Terrain Adventure With Kevlar	B01	2017 - 2022	
		LT285/70R17 121/118Q E		312112027	Wrangler DuraTrac	OWL	2023 - 2023	
		LT285/75R18 129/126Q E		312085142	Wrangler DuraTrac	BSL	2020 - 2024	
	TAURUS	255/45R19 100V		732016500	Eagle RS-A	VSF	2013 - 2019	
	TAURUS SHO	245/45R20 99Y		389926128	Eagle F1 SuperCar	VSF	2013 - 2016	
	TRANSIT ADVENTURE	LT245/75R16 120/116S E		481103855	Wrangler Workhorse AT	BSL	2023 - 2024	
GMC	ACADIA	265/65R18 114T		734006640	Wrangler Territory AT	BSL	2024 - 2024	
		P255/60R19 108H		732587500	Eagle RS-A	VSF	2013 - 2017	
		P255/65R18 109S		151559248	Fortera HL	BSL	2013 - 2017	
	CANYON	255/65R17 110T		157069622	Wrangler Fortitude HT	BSL	2015 - 2022	
		255/65R17 110T		758069572	Wrangler All-Terrain Adventure With Kevlar	BSL	2015 - 2022	
		255/65R17 110T		827017973	Wrangler Territory HT	BSL	2023 - 2024	
		265/60R18 110T		157076622	Wrangler Fortitude HT	BSL	2015 - 2022	
		265/65R17 112S		150153601	Wrangler DuraTrac	BSL	2017 - 2022	
		265/65R18 114T		734006640	Wrangler Territory AT	BSL	2021 - 2024	
		265/70R16 112T		157045622	Wrangler Fortitude HT	BSL	2015 - 2020	
		LT285/70R17 116/113Q C		796291984	Wrangler Territory MT	BLT	2022 - 2024	
		LT275/65R18 113/110Q C		796392833	Wrangler Territory MT	BSL	2023 - 2024	
		LT305/70R18 126/123R E		796289833	Wrangler Territory MT	BSL	2021 - 2024	
	HUMMER EV	LT305/55R22 122/119S E		733287838	Wrangler Territory AT	BSL	2022 - 2024	
		SIERRA	265/65R18 114S		150644601	Wrangler DuraTrac	BSL	2015 - 2019
	265/65R18 114T			734006640	Wrangler Territory AT	OWL	2022 - 2024	
	265/65R18 114T			734006640	Wrangler Territory AT	BSL	2022 - 2024	
	275/60R20 115S			741178681	Wrangler TrailRunner AT	BSL	2019 - 2024	
	P265/70R17 113S			410422216	Wrangler AT/S	OWL	2013 - 2014	
	P275/55R20 111S			706069165	Eagle LS-2	B02	2013 - 2018	
	LT265/60R20 110/107S C			796265833	Wrangler Territory MT	BSL	2021 - 2024	
	LT265/60R22 123/120S E			733295838	Wrangler Territory AT	BSL	2023 - 2024	
	LT275/65R18 113/110Q C			312067142	Wrangler DuraTrac	BSL	2019 - 2022	
	LT275/65R18 113/110Q C			796392833	Wrangler Territory MT	BSL	2022 - 2024	
	SIERRA HD	LT275/65R18 123/120Q E		312011142	Wrangler DuraTrac	BSL	2015 - 2019	
		LT275/65R20 126/123S E		742299681	Wrangler TrailRunner AT	BSL	2020 - 2024	
	TERRAIN AT4	225/65R17 102H		157561834	Wrangler Fortitude HT	VSF	2022 - 2024	
	YUKON	265/65R18 114S		150644601	Wrangler DuraTrac	BSL	2015 - 2020	
	YUKON AT4	275/60R20 115S		734087640	Wrangler Territory AT	BSL	2022 - 2024	
		275/60R20 115S		741178681	Wrangler TrailRunner AT	BSL	2021 - 2022	
	YUKON XL AT4	275/60R20 115S		734087640	Wrangler Territory AT	BSL	2022 - 2024	
		275/60R20 115S		741178681	Wrangler TrailRunner AT	BSL	2021 - 2022	
	HONDA	ACCORD	235/40R19 96V XL		102918387	Eagle Touring	VSF	2017 - 2024
			235/45R18 94V		706038163	Eagle LS-2	VSF	2013 - 2017
			T135/80D17 103M		818150253	Conv Spare Nylon	SBL	2004 - 2024
		CIVIC	235/40R18 91W		109104366	Eagle Sport All-Season	VSF	2017 - 2024
			235/40R18 91W		681064566	Assurance Finesse	VSF	2024 - 2024
			P205/55R16 89H		732170500	Eagle RS-A	VSF	2013 - 2015
		PASSPORT	T165/80D17 104M LL		818370253	Conv Spare Nylon	SBL	2008 - 2024
	PILOT	255/60R18 108H		102017387	Eagle Touring	VSF	2022 - 2024	
	HYUNDAI	KONA	235/45R18 98V XL		102964559	Eagle Touring	BLT	2018 - 2024
		SANTA FE	235/60R18 103H		681072566	Assurance Finesse	VSF	2024 - 2024
		SONATA	205/65R16 95H		738003571	Assurance Fuel Max	VSF	2020 - 2022
	JAGUAR	CROSSOVER	255/60R18 112W XL		784500398	Eagle F1 Asymmetric SUV AT	BLT	2015 - 2023
			235/50R20 104W XL		784116398	Eagle F1 Asymmetric SUV AT	BLT	2017 - 2024
			235/50R20 104W XL		784135398	Eagle F1 Asymmetric SUV AT SCT	BLT	2017 - 2024
		E-PACE	235/55R19 105W XL		784042669	Eagle F1 AT Self Seal	BLT	2023 - 2024
235/65R17 108V XL				784037398	Eagle F1 Asymmetric SUV AT	BLT	2017 - 2024	
255/50R20 109W XL				784154398	Eagle F1 Asymmetric SUV AT	BLT	2016 - 2019	
255/50R20 109W XL				784154670	Eagle F1 Asymmetric SUV AT SelfSeal	BLT	2021 - 2024	
I-PACE		255/60R18 112W XL		784500398	Eagle F1 Asymmetric SUV AT	BLT	2016 - 2019	
X540		245/60R20 105V XL		109142557	Eagle Sport All-Season	BLT	2018 - 2020	
		245/45R21 104W XL		784039333	Eagle F1 Asymmetric SUV AT	BLT	2018 - 2023	
XF		245/40R19 98Y XL		783787388	Eagle F1 Asymmetric 3	BLT	2015 - 2022	
	245/45R18 100H XL		109093382	Eagle Sport All-Season	BLT	2016 - 2020		
	255/35R20 97Y XL		783363388	Eagle F1 Asymmetric 3	BLT	2015 - 2024		
JEEP	CHEROKEE	T165/80D17 104M LL		818002262	Conv Spare Nylon	SBL	2013 - 2022	
		265/50R20 107T		151093203	Fortera HL	VSF	2013 - 2017	
		265/50R20 107T		758124630	Wrangler All-Terrain Adventure With Kevlar	VSF	2016 - 2021	
		265/60R18 110H		734004640	Wrangler Territory AT	BSL	2021 - 2024	
		265/60R18 110T		758076630	Wrangler All-Terrain Adventure With Kevlar	VSF	2016 - 2023	
		P245/70R17 108T		151056203	Fortera HL	VSF	2013 - 2024	
		T175/90D18 111M LL		818025267	Conv Spare Nylon	SBL	2010 - 2024	
		GRAND CHEROKEE L	265/60R18 110H		734004640	Wrangler Territory AT	BSL	2021 - 2024

For more complete information, go to Tire-HQ™ at www.tire-hq.com or contact your Goodyear representative.



VEHICLE MAKE	VEHICLE MODEL	TIRE DESC.	FRONT / REAR	PRODUCT CODE	TIRE LINE	SIDEWALL DESC.	VEHICLE MODEL YEAR	
JEEP	GRAND CHEROKEE L GRAND CHEROKEE PHEV	265/60R18 110T		758076630	Wrangler All-Terrain Adventure With Kevlar	VSF	2021 - 2024	
		265/50R20 111H XL		103031594	Eagle F1 Asymmetric 5	BLT	2022 - 2023	
		265/50R20 111H XL		103039594	Eagle F1 Asymmetric 5	BLT	2022 - 2023	
		275/45R21 110H XL		103028629	Eagle F1 Asymmetric 5 SCT	BLT	2022 - 2023	
	PATRIOT RENEGADE	P205/70R16 96T		706611163	Eagle LS-2	VSF	2013 - 2017	
		225/55R18 98V		109086382	Eagle Sport All-Season	BLT	2014 - 2024	
	WAGONEER / GRAND WAGONEER WRANGLER	235/45R19 95H		706377575	Eagle LS-2 ROF	BLT	2018 - 2024	
		285/45R22 114H XL		102863387	Eagle Touring	VSF	2022 - 2022	
		245/75R17 112T		758177707	Wrangler All-Terrain Adventure With Kevlar	BLT	2018 - 2023	
		255/70R18 113T		758074707	Wrangler All-Terrain Adventure With Kevlar	BSW	2018 - 2023	
P225/75R16 104S			773017415	Wrangler ST	VSF	2013 - 2016		
P255/75R17 113S			183107418	Wrangler SR-A	OWL	2013 - 2018		
KARMA	REVERO	255/35R22 99W XL		389357001	Eagle F1 SuperCar SCT	VSF	2018 - 2024	
		255/35R22 99W XL		389357128	Eagle F1 SuperCar	VSF	2017 - 2017	
		285/35R22 102W		389398001	Eagle F1 SuperCar SCT	VSF	2018 - 2024	
		285/35R22 102W		389398128	Eagle F1 SuperCar	VSF	2017 - 2017	
KIA	CARNIVAL	235/55R19 101H		681019630	Assurance Finesse	BSL	2022 - 2023	
	EV6 GT	255/40R21 102Y XL		783183544	Eagle F1 Asymmetric 3 SUV	BLT	2022 - 2024	
	SOUL	235/45R18 98V XL		102964559	Eagle Touring	BLT	2018 - 2024	
	SPORTAGE	235/60R18 103H		681815630	Assurance Finesse	BSL	2022 - 2023	
LAND ROVER	DEFENDER	255/60R20 113H XL		758264845	Wrangler All-Terrain Adventure With Kevlar	BLT	2019 - 2024	
		255/60R20 113Q XL		150013574	Wrangler DuraTrac	BLT	2023 - 2024	
		255/65R19 114H XL		758263845	Wrangler All-Terrain Adventure With Kevlar	BLT	2019 - 2024	
		255/65R19 114Q XL		150012574	Wrangler DuraTrac	BLT	2020 - 2023	
		255/70R18 116H XL		758260845	Wrangler All-Terrain Adventure With Kevlar	BLT	2020 - 2024	
		255/70R18 116Q XL		150014574	Wrangler DuraTrac	BLT	2020 - 2023	
		DISCOVERY	255/55R19 111Q XL		150884574	Wrangler DuraTrac	BLT	2013 - 2016
			255/55R20 110Q XL		150009601	Wrangler DuraTrac	BLT	2018 - 2023
			255/55R20 110W XL		784074333	Eagle F1 Asymmetric SUV AT	BLT	2016 - 2019
			255/60R19 113W XL		784124398	Eagle F1 Asymmetric SUV AT	BLT	2017 - 2019
	DISCOVERY SPORT	235/50R20 104W XL		784135398	Eagle F1 Asymmetric SUV AT SCT	BLT	2019 - 2024	
		235/65R17 108V XL		784037398	Eagle F1 Asymmetric SUV AT	BLT	2017 - 2024	
	RANGE ROVER	255/55R20 110Q XL		150009601	Wrangler DuraTrac	BLT	2018 - 2021	
		255/55R20 110W XL		784074333	Eagle F1 Asymmetric SUV AT	BLT	2012 - 2020	
		255/60R20 113Q XL		150013574	Wrangler DuraTrac	BLT	2022 - 2024	
		275/45R21 110W XL		784072333	Eagle F1 Asymmetric SUV AT	BLT	2012 - 2020	
	RANGE ROVER EVOQUE	235/50R20 104W XL		784135398	Eagle F1 Asymmetric SUV AT SCT	BLT	2017 - 2024	
		235/55R19 105W XL		784042669	Eagle F1 AT Self Seal	BLT	2023 - 2024	
		235/60R18 107V XL		784112398	Eagle F1 Asymmetric SUV AT	BLT	2017 - 2024	
		235/65R17 108V XL		784037398	Eagle F1 Asymmetric SUV AT	BLT	2017 - 2024	
	RANGE ROVER SPORT	255/55R20 110Q XL		150009601	Wrangler DuraTrac	BLT	2018 - 2021	
		255/55R20 110Y XL		784389333	Eagle F1 Asymmetric SUV AT	BLT	2013 - 2019	
	RANGE ROVER VELAR	255/50R20 109W XL		784154398	Eagle F1 Asymmetric SUV AT	BLT	2017 - 2019	
		255/50R20 109W XL		784154670	Eagle F1 Asymmetric SUV AT SelfSeal	BLT	2021 - 2024	
		255/55R19 111W XL		784009560	Eagle F1 Asymmetric 2 SUV	BLT	2022 - 2023	
		255/60R18 112W XL		784500398	Eagle F1 Asymmetric SUV AT	BLT	2017 - 2019	
	LEXUS	RX	235/50R21 101V		102048641	Eagle Touring	B01	2022 - 2024
		TX	255/55R20 107V		681056566	Assurance Finesse	VSF	2023 - 2024
	LINCOLN	AVIATOR	275/40R22 107W XL		102994396	Eagle Touring SCT	VSF	2019 - 2024
			235/50R18 97W		104207357	Eagle F1 Asymmetric All-Season	VSF	2014 - 2023
CONTINENTAL		245/40R20 99W XL		102003387	Eagle Touring SCT	VSF	2019 - 2020	
		245/40R20 99W XL		102997387	Eagle Touring	VSF	2018 - 2021	
		245/40R20 99W XL		104433357	Eagle F1 Asymmetric All-Season	VSF	2015 - 2022	
		245/40R20 99W XL		104433393	Eagle F1 Asymmetric All-Season SCT	VSF	2017 - 2019	
MKT		255/45R20 101V		732007741	Eagle RS-A	BSL	2013 - 2019	
NAUTILUS		255/45R22 107H XL		102054642	Eagle Touring SCT	BLT	2023 - 2024	
NAVIGATOR		275/60R20 115H		827018815	Wrangler Territory HT	VSF	2023 - 2024	
LORDSTOWN		ENDURANCE	275/60R20 115H		827018815	Wrangler Territory HT	VSF	2022 - 2022
LOTUS	EMIRA	245/35R20 95Y XL	F	112085591	Eagle F1 SuperSport	BLT	2021 - 2024	
		295/30R20 101Y XL	R	112086591	Eagle F1 SuperSport	BLT	2021 - 2024	
MAHINDRA	ROXOR	235/70R16 106T		480043856	Wrangler Workhorse AT	OWL	2022 - 2023	
		LT265/75R16 112/109Q C		312018027	Wrangler DuraTrac	OWL	2020 - 2022	
MASERATI	GHIBLI	245/45R19 102(Y) XL	F	783175388	Eagle F1 Asymmetric 3	BLT	2021 - 2024	
		275/40R19 105(Y) XL	R	783176388	Eagle F1 Asymmetric 3	BLT	2020 - 2024	
	GRANTURISMO / GRANCABRIO	295/30R21 102(Y) XL	R	112116591	Eagle F1 SuperSport	BLT	2022 - 2024	
		265/30R20 94(Y) XL	F	112112591	Eagle F1 SuperSport	BLT	2022 - 2024	
		265/35R20 99(Y) XL	F	112113591	Eagle F1 SuperSport	BLT	2022 - 2024	
		295/30R21 102(Y) XL	R	112114591	Eagle F1 SuperSport	BLT	2021 - 2024	
	GRECALE	235/55R19 101Y		783437544	Eagle F1 Asymmetric 3 SUV	BLT	2021 - 2024	
		255/45R20 105W XL		102059387	Eagle Touring	BLT	2022 - 2024	
		295/40R20 110W XL	R	102058559	Eagle Touring	BLT	2022 - 2024	
	LEVANTE	255/60R18 108W		109106382	Eagle Sport All-Season	BLT	2016 - 2024	
		265/50R19 110W XL		109146399	Eagle Sport All-Season	BLT	2017 - 2021	
		265/50R19 110Y XL		784247560	Eagle F1 Asymmetric 2 SUV	BLT	2016 - 2020	
	MAZDA	CX-50	225/65R17 102H		681034566	Assurance Finesse	VSF	2021 - 2024
			245/45R20 99V		102035387	Eagle Touring	VSF	2021 - 2024
MERCEDES-BENZ	A-CLASS	225/40R18 92W XL		784806359	Eagle F1 Asymmetric 2 ROF	BLT	2014 - 2019	
		225/40R18 92W XL		784806359	Eagle F1 Asymmetric 2 ROF	BLT	2014 - 2019	
	B-CLASS	C300	225/40R19 93Y XL	F	103030594	Eagle F1 Asymmetric 5	BLT	2022 - 2024
		225/40R19 93Y XL		784193359	Eagle F1 Asymmetric 2 ROF	BLT	2014 - 2021	
	C-CLASS	225/40R19 93Y XL	F	103038629	Eagle F1 Asymmetric 5 SCT	BLT	2021 - 2024	
		245/35R19 93Y XL	R	784140359	Eagle F1 Asymmetric 2 ROF	BLT	2015 - 2023	
	CL-CLASS	255/35R19 96Y XL	R	103034594	Eagle F1 Asymmetric 5	BLT	2022 - 2024	
		275/35R20 102Y XL	R	784118359	Eagle F1 Asymmetric 2 ROF	BLT	2013 - 2021	
	CLE-CLASS	245/35R20 95Y XL		103041594	Eagle F1 Asymmetric 5	BLT	2023 - 2024	
		275/30R20 97Y XL		103042594	Eagle F1 Asymmetric 5	BLT	2023 - 2024	
	CLS-CLASS	245/35R20 95Y XL		783129388	Eagle F1 Asymmetric 3	BLT	2020 - 2024	
		245/45R18 100Y XL		783199382	Eagle F1 Asymmetric 3 ROF	BLT	2019 - 2024	
		275/30R20 97Y XL	R	783723385	Eagle F1 Asymmetric 3 ROF	BLT	2019 - 2023	
		245/40R19 98Y XL	F	783836394	Eagle F1 Asymmetric 3 ROF SCT	BLT	2016 - 2023	
		245/40R19 98Y XL	F	783185385	Eagle F1 Asymmetric 3 ROF	BLT	2016 - 2023	

For more complete information, go to Tire-HQ™ at www.tire-hq.com or contact your Goodyear representative.



VEHICLE MAKE	VEHICLE MODEL	TIRE DESC.	FRONT / REAR	PRODUCT CODE	TIRE LINE	SIDEWALL DESC.	VEHICLE MODEL YEAR	
MERCEDES-BENZ	CLS-CLASS / E-CLASS	245/35R20 95Y XL		783129394	Eagle F1 Asymmetric 3 ROF SCT	BLT	2018 - 2021	
		275/35R19 100Y XL	R	783857385	Eagle F1 Asymmetric 3 ROF	BLT	2016 - 2023	
	E-CLASS	225/55R17 97H		109143395	Eagle Sport All-Season ROF	BLT	2017 - 2021	
		245/40R19 98H XL		109140395	Eagle Sport All-Season ROF	BLT	2017 - 2024	
		245/45R17 95H		706578322	Eagle LS-2 ROF	BLT	2013 - 2016	
		245/45R18 100H XL		109093395	Eagle Sport All-Season ROF	BLT	2017 - 2024	
		275/30R20 97Y XL	R	783723385	Eagle F1 Asymmetric 3 ROF	BLT	2017 - 2023	
		245/40R19 98Y XL	F	783836394	Eagle F1 Asymmetric 3 ROF SCT	BLT	2016 - 2023	
	E-CLASS COUPE	245/40R19 98Y XL	F	783185385	Eagle F1 Asymmetric 3 ROF	BLT	2016 - 2023	
		275/35R19 100Y XL	R	783857385	Eagle F1 Asymmetric 3 ROF	BLT	2016 - 2023	
	EQ E-CUV	235/55R19 101H		103032594	Eagle F1 Asymmetric 5	BLT	2022 - 2024	
		265/40R21 105H XL		103020633	Eagle F1 Asymmetric 5 ROF SCT	BLT	2021 - 2024	
	EQE-CLASS	255/45R20 105H XL		103008594	Eagle F1 Asymmetric 5	BLT	2023 - 2023	
		265/40R21 105H XL		102033628	Eagle Touring ROF SCT	BLT	2022 - 2024	
	EQE-CLASS / EQS-CLASS	285/45R21 113H XL		103019594	Eagle F1 Asymmetric 5	BLT	2021 - 2024	
		275/45R21 110H XL		103004594	Eagle F1 Asymmetric 5	BLT	2021 - 2024	
	EQS SUV	275/45R21 110H XL		103004598	Eagle F1 Asymmetric 5 ROF	BLT	2021 - 2024	
		275/45R21 110H XL		112074661	Eagle F1 SuperSport SCT	BLT	2023 - 2024	
	EQS-CLASS	255/45R20 101H		102043559	Eagle Touring	BLT	2021 - 2024	
		255/45R20 105H XL		102044559	Eagle Touring	BLT	2021 - 2024	
		255/45R20 105H XL		103008629	Eagle F1 Asymmetric 5 SCT	BLT	2021 - 2024	
		255/45R20 105H XL		103035594	Eagle F1 Asymmetric 5	BLT	2021 - 2024	
		265/40R21 105H XL		103020594	Eagle F1 Asymmetric 5	BLT	2021 - 2023	
		265/40R21 105H XL		103020598	Eagle F1 Asymmetric 5 ROF	BLT	2021 - 2023	
		265/40R21 105H XL		103020629	Eagle F1 Asymmetric 5 SCT	BLT	2022 - 2024	
		265/50R20 107H		103005594	Eagle F1 Asymmetric 5	BLT	2022 - 2024	
		275/45R21 107H		103006629	Eagle F1 Asymmetric 5 SCT	BSL	2022 - 2024	
		275/45R21 110H XL		102032628	Eagle Touring ROF SCT	BLT	2022 - 2024	
		275/45R21 110H XL		103004629	Eagle F1 Asymmetric 5 SCT	BLT	2022 - 2024	
		275/45R21 110H XL		103004633	Eagle F1 Asymmetric 5 ROF SCT	BLT	2022 - 2024	
		285/45R21 113H XL		103019629	Eagle F1 Asymmetric 5 SCT	BLT	2022 - 2024	
		295/40R22 112W XL		784102562	Eagle F1 Asymmetric SUV	BLT	2019 - 2024	
	G63	235/45R19 95H		706377308	Eagle LS-2 ROF	BLT	2013 - 2020	
		235/45R19 95V		112014344	EfficientGrip ROF	BLT	2013 - 2020	
	GLC-CLASS	235/60R18 103H		102065595	Eagle Touring	BLT	2022 - 2024	
		235/60R18 103H		102815559	Eagle Touring	BLT	2023 - 2023	
		255/45R20 105W XL		103036594	Eagle F1 Asymmetric 5	BLT	2022 - 2024	
		255/55R18 109H XL		102063595	Eagle Touring ROF	BLT	2022 - 2024	
	ML / GLE-CLASS	255/45R20 105V XL	F	109171395	Eagle Sport All-Season ROF	BLT	2015 - 2023	
		285/40R20 108V XL	R	109175395	Eagle Sport All-Season	BLT	2015 - 2023	
		255/50R19 103W		784287347	Eagle F1 Asymmetric SUV	VSF	2013 - 2018	
		245/40R20 99Y XL		784117359	Eagle F1 Asymmetric 2 ROF	BLT	2014 - 2020	
	S-CLASS	275/35R20 102Y XL	R	784118359	Eagle F1 Asymmetric 2 ROF	BLT	2013 - 2020	
		245/40R20 99Y XL	F	784117392	Eagle F1 Asymmetric 2 ROF SCT	BLT	2013 - 2020	
		275/35R20 102Y XL	R	784118392	Eagle F1 Asymmetric 2 ROF SCT	BLT	2013 - 2020	
		205/40R18 86W XL		783149385	Eagle F1 Asymmetric 3 ROF	BLT	2013 - 2024	
	MINI	COOPER	205/45R17 88W XL		783100385	Eagle F1 Asymmetric 3 ROF	BLT	2013 - 2024
			205/45R17 88W XL		783152388	Eagle F1 Asymmetric 3	BLT	2013 - 2024
		COUNTRYMAN	225/45R19 96W XL		783153385	Eagle F1 Asymmetric 3 ROF	BLT	2017 - 2024
			225/50R18 95V		109092395	Eagle Sport All-Season ROF	BLT	2017 - 2021
			225/50R18 95W		783115385	Eagle F1 Asymmetric 3 ROF	BLT	2018 - 2020
			225/55R17 97W		112073534	EfficientGrip Performance	BLT	2018 - 2021
	NISSAN	JUKE	P215/55R17 93V		732262500	Eagle RS-A	VSF	2013 - 2017
			T135/70D17 92M LL		818401450	Conv Spare Nylon	SBL	2006 - 2024
		MAXIMA	245/40R19 94W		102972387	Eagle Touring	VSF	2017 - 2024
			245/40R19 94W		102972396	Eagle Touring SCT	VSF	2018 - 2023
			245/40R19 94W		104388357	Eagle F1 Asymmetric All-Season	VSF	2016 - 2023
			P245/45R18 96V		732279438	Eagle RS-A	VSF	2013 - 2015
		ROGUE	T145/80D17 97M LL		818070253	Conv Spare Nylon	SBL	2003 - 2023
		SENTRA	225/65R17 102H		755667383	Assurance CS Fuel Max	VSF	2014 - 2020
TITAN		T125/70D16 96M		818030267	Conv Spare Nylon	SBL	2023 - 2024	
		P275/60R20 114S		183934436	Wrangler SR-A	VSF	2013 - 2024	
PORSCHE	BOXSTER	235/35R20 88(Y)		784172348	Eagle F1 Asymmetric 2	BLT	2012 - 2024	
		245/35R20 95(Y) XL		783125388	Eagle F1 Asymmetric 3	BLT	2018 - 2024	
	911	255/35R20 97(Y) XL		112072591	Eagle F1 SuperSport	BLT	2019 - 2024	
		305/30R21 104(Y) XL		783126388	Eagle F1 Asymmetric 3	BLT	2018 - 2024	
		315/30R21 105(Y) XL		112071591	Eagle F1 SuperSport	BLT	2019 - 2024	
		335/30R21 109(Y) XL		112110627	Eagle F1 SuperSport R	BLT	2022 - 2024	
	911 GT2 RS / GT3 RS	255/35R20 97(Y) XL		112072627	Eagle F1 SuperSport R	BLT	2022 - 2023	
	911 GT3	315/30R21 105(Y) XL		112075627	Eagle F1 SuperSport R	BLT	2022 - 2023	
	911/ CAYMAN/ BOXSTER	235/40R19 92(Y)		784169348	Eagle F1 Asymmetric 2	BLT	2019 - 2024	
	992 GT2 / GT3	275/35R20 102(Y) XL		112106627	Eagle F1 SuperSport R	BLT	2022 - 2024	
	BOXSTER / CAYMAN	235/45R18 94Y		784055560	Eagle F1 Asymmetric 2 SUV	BLT	2012 - 2024	
		235/50R17 96Y		784157636	Eagle F1 Asymmetric	BLT	2023 - 2024	
		265/35R20 95(Y)	R	784204348	Eagle F1 Asymmetric 2	BLT	2015 - 2019	
		265/40R19 98(Y)		784067348	Eagle F1 Asymmetric 2	BLT	2013 - 2015	
		265/45R18 101Y		784066348	Eagle F1 Asymmetric 2	BLT	2013 - 2023	
		295/35R19 100(Y)		784177348	Eagle F1 Asymmetric 2	BLT	2019 - 2024	
		235/40R19 92(Y)	F	784045348	Eagle F1 Asymmetric 2	BLT	2012 - 2016	
		255/55R18 109V XL		706939644	Eagle LS-2	BLT	2019 - 2024	
	BOXSTER / CAYMAN / 911	265/50R19 110V XL		706385308	Eagle LS-2	BLT	2013 - 2018	
		265/50R19 110Y XL		784255560	Eagle F1 Asymmetric 2 SUV	BLT	2019 - 2024	
		235/55R19 101V		706414308	Eagle LS-2	BLT	2013 - 2024	
	MACAN	255/50R19 103V		706422308	Eagle LS-2	BLT	2013 - 2024	
		265/45R20 104V	F	102011387	Eagle Touring	BLT	2018 - 2021	
		265/45R20 104Y		783119544	Eagle F1 Asymmetric 3 SUV	BLT	2018 - 2021	
	MACAN FACELIFT	295/40R20 106V	R	102012387	Eagle Touring	BLT	2018 - 2021	
		295/40R20 106Y		783123544	Eagle F1 Asymmetric 3 SUV	BLT	2018 - 2021	
		265/45R19 105(Y) XL		783859388	Eagle F1 Asymmetric 3	BLT	2016 - 2019	
	PANAMERA	295/40R19 108(Y) XL		783917388	Eagle F1 Asymmetric 3	BLT	2016 - 2019	
		265/35R21 101Y XL	F	103015594	Eagle F1 Asymmetric 5	BLT	2020 - 2024	
	TAYCAN							

For more complete information, go to Tire-HQ™ at www.tire-hq.com or contact your Goodyear representative.

WINTER OE FITMENTS


VEHICLE MAKE	VEHICLE MODEL	TIRE DESC.	FRONT / REAR	PRODUCT CODE	TIRE LINE	SIDEWALL DESC.	VEHICLE MODEL YEAR	
AUDI	A4	215/55R17 98H XL		117107679	Ultra Grip Performance 3	BLT	2023 - 2024	
		235/45R18 98H XL		117111679	Ultra Grip Performance 3	BLT	2023 - 2024	
		245/40R19 98H XL		117118679	Ultra Grip Performance 3	BLT	2023 - 2024	
	A8	235/55R18 104H XL		117992564	Ultra Grip Performance Gen-1	BLT	2017 - 2024	
		265/40R20 104V XL		117993564	Ultra Grip Performance Gen-1	BLT	2017 - 2024	
	EQ5 / EQ6 RS	265/40R22 106W XL		117112679	Ultra Grip Performance 3	BLT	2024 - 2024	
		295/35R22 108W XL		117119679	Ultra Grip Performance 3	BLT	2024 - 2024	
	E-TRON	255/55R19 111H XL		117195564	Ultra Grip Performance Gen-1	BLT	2018 - 2024	
		Q7	255/60R18 108H		117847373	Ultra Grip 8 Performance	BLT	2015 - 2024
	285/45R20 112V XL			117838373	Ultra Grip 8 Performance	BLT	2016 - 2018	
BMW	1-SERIES	205/45R18 90H XL		653006580	Ultra Grip Performance Gen-1	BLT	2019 - 2024	
		225/45R18 95V XL		117017679	Ultra Grip Performance 3	BLT	2024 - 2024	
	1-SERIES / 2-SERIES GRAN COUPE	225/50R17 98H XL		787064580	Ultra Grip Performance Gen-1 ROF	BLT	2019 - 2023	
	1-SERIES/ 2-SERIES	195/50R18 93H XL		117123679	Ultra Grip Performance 3	BLT	2023 - 2024	
	2-SERIES GRAN COUPE	205/45R18 90H XL		653006580	Ultra Grip Performance Gen-1	BLT	2019 - 2024	
	3-SERIES	205/60R16 96H XL		653008580	Ultra Grip Performance Gen-1	BLT	2018 - 2024	
	4-SERIES	205/60R16 96H XL		653008580	Ultra Grip Performance Gen-1	BLT	2018 - 2024	
	4-SERIES GRAN COUPE	255/40R19 100V XL	R	117028637	Ultra Grip Performance +	BLT	2021 - 2024	
	4-SERIES GRAN COUPE / i4	245/40R19 98V XL	F	117041637	Ultra Grip Performance +	BLT	2022 - 2023	
		245/45R18 100H XL		117043637	Ultra Grip Performance +	BLT	2022 - 2023	
	5&8-SERIES	245/45R18 100V XL		117799373	Ultra Grip 8 Performance ROF	BLT	2017 - 2024	
	5-SERIES	245/45R18 100V XL		117778373	Ultra Grip 8 Performance	BLT	2015 - 2024	
	6-SERIES GT	245/45R19 102V XL		117100373	Ultra Grip 8 Performance ROF	BLT	2017 - 2024	
	7-SERIES	285/40R20 108V XL	R	117096677	Ultra Grip Performance 3	BLT	2024 - 2024	
	7-SERIES / X3	245/50R19 105H XL		117098679	Ultra Grip Performance 3	BLT	2023 - 2024	
		255/45R20 105V XL	F	117030679	Ultra Grip Performance 3	BLT	2023 - 2024	
	IX	235/60R20 108H XL		653009637	Ultra Grip Performance Gen-1	BLT	2022 - 2023	
		255/50R21 109H XL		653010637	Ultra Grip Performance Gen-1	BLT	2022 - 2023	
	FORD	PUMA	205/65R16 95H		117780373	Ultra Grip 8 Performance	BLT	2019 - 2024
	MERCEDES-BENZ	A-CLASS	225/40R18 92V XL		117089937	Ultra Grip 8 Performance	BLT	2011 - 2019
C-CLASS		225/45R18 95H XL		117090564	Ultra Grip Performance Gen-1	BLT	2021 - 2024	
CLA-CLASS		205/55R17 95H XL		117105679	Ultra Grip Performance 3	BLT	2024 - 2024	
		225/50R17 98H XL		117056679	Ultra Grip Performance 3	BLT	2024 - 2024	
CLE-CLASS		245/40R19 98V XL		117092637	Ultra Grip Performance +	BLT	2023 - 2024	
		275/35R19 100V XL		117091637	Ultra Grip Performance +	BLT	2023 - 2024	
E-CLASS		225/60R17 99H		117099637	Ultra Grip Performance +	BLT	2023 - 2024	
		245/45R18 100V XL		117799373	Ultra Grip 8 Performance ROF	BLT	2017 - 2024	
EQ E-CU		235/55R19 105H XL		117042564	Ultra Grip Performance Gen-1	BLT	2022 - 2024	
EQS / EQE SUV		265/40R21 105H XL		117095637	Ultra Grip Performance +	BLT	2023 - 2024	
EQS SUV		265/50R20 111H XL		117074637	Ultra Grip Performance +	BLT	2022 - 2024	
E-SEDAN		235/55R19 105H XL		117042564	Ultra Grip Performance Gen-1	BLT	2021 - 2024	
G-CLASS		275/45R21 110H XL		117082637	Ultra Grip Performance +	BLT	2022 - 2024	
GLC 300		235/60R18 103H		117093637	Ultra Grip Performance +	BLT	2022 - 2023	
		255/55R18 109H XL		117094637	Ultra Grip Performance +	BLT	2022 - 2023	
MINI		CLUBMAN	205/45R18 90H XL		653006580	Ultra Grip Performance Gen-1	BLT	2019 - 2024
		ONE	195/55R16 87H		117820373	Ultra Grip 8 Performance	BLT	2013 - 2020
PORSCHE	992	245/35R20 95V XL	F	117038679	Ultra Grip Performance 3	BLT	2024 - 2024	
		305/30R21 104V XL	R	117121679	Ultra Grip Performance 3	BLT	2024 - 2024	
	911	245/35R20 95V XL		117038564	Ultra Grip Performance Gen-1	BLT	2018 - 2023	
		305/30R21 104V XL		117069564	Ultra Grip Performance Gen-1	BLT	2018 - 2023	
TAYCAN	245/45R20 103V XL		117034564	Ultra Grip Performance Gen-1	BLT	2019 - 2024		
PORSCHE	TAYCAN	285/40R20 108V XL		117036564	Ultra Grip Performance Gen-1	BLT	2019 - 2024	
TESLA	MODEL Y	255/35R21 98V XL		117084663	Ultra Grip Performance + SCT	BLT	2022 - 2024	
		255/40R20 101V XL		117085663	Ultra Grip Performance + SCT	BLT	2022 - 2024	
		275/35R21 103V XL		117083663	Ultra Grip Performance + SCT	BLT	2022 - 2024	
VOLKSWAGEN	PASSAT B8	215/60R16 95H		117104679	Ultra Grip Performance 3	BLT	2023 - 2024	
		235/45R18 94V		117103679	Ultra Grip Performance 3	BLT	2023 - 2024	
	PASSAT B9	215/55R17 94H		117106679	Ultra Grip Performance 3	BLT	2023 - 2024	
	TIGUAN	215/65R17 99H		117108679	Ultra Grip Performance 3	BLT	2024 - 2024	

For more complete information, go to Tire-HQ™ at www.tire-hq.com or contact your Goodyear representative.

TIRE FUNDAMENTALS

TIRE CONSTRUCTION

APEX: Rubber components that provide a transition from the bead area to the sidewall and add support for a balanced ride and enhanced handling.



BEAD: A round hoop of steel wires, wrapped or reinforced by steel cords, placed at the very inside of the tire's diameter to hold the tire onto the wheel rim.



BELTS: One or more rubber-coated plies (layers) of steel cord running circumferentially around the tire under the tread. They are designed to reinforce body plies, hold the tread flat on the road and resist damage from impacts and penetration. Belts also determine the tire's diameter and resist deformation and squirm from cornering, braking and centrifugal forces – which increases the tread life.


CHAFER: Abrasion-resistant rubber-coated material to help prevent the tire's beads from rim damage and chafing.

LINER OR INNER-LINER: A thin layer of rubber inside a tubeless tire that helps maintain inflation pressure in the tire.

PLY (PLIES): A reinforcing member of a tire composed of layers of cord fabric and rubber that provide the strength to contain the air pressure needed to support a load and resist deflection. A ply extends from bead to bead and goes between the inner-liner and belts of tread.




SIDEWALL: The portion of the tire between the bead and the tread. It is flexible to soak up bumps, yet stiff to limit tire rollover.



TIRE CONSTRUCTION: Term used to describe a variety of integral parts of a modern radial or bias tire.

Example tire cutaway drawing shown below. Please note: Not all tires have the same components.



TREAD DESIGN

ALL-SEASON TIRES: Tires designed to provide good traction in a wide variety of road conditions, including wet, dry, mud and snow.

ASYMMETRICAL TREAD DESIGN: The design of the tread pattern changes from one side of the tread face to the other, in order to have two or more different types of tread patterns on one tire with an intended outboard side.



DIRECTIONAL TREAD DESIGN: A tire designed to rotate in only one direction to enhance water evacuation from the contact patch.

GROOVE: The space between two adjacent tread ribs; also called tread grooves.



NON-DIRECTIONAL TREAD DESIGN: A tire designed to rotate in either direction without loss in performance.

SIPES: Small, narrow slots molded into the ribs of the tread design that increase the traction edges of the tire and increase ability of the tire on wet pavement.

SYMMETRICAL TREAD DESIGN: The tread pattern is consistent in size and shape both circumferentially around the tire and laterally across the face of the tread.

TREAD PATTERN: The arrangement of blocks, grooves, sipes and channels designed into the tread to enhance its grip. Also called the tread design.

WINTER TIRES (SNOW TIRES): A winter tire is a tire with a tread design and compound made specifically for snowy and icy conditions. Identified by M&S, M+S or M/S markings on the sidewalls. Tires designed for use in severe snow conditions are further identified with a pictograph of a mountain with a snowflake on the sidewalls and must meet specific snow performance test requirements.



WEAR INDICATOR: Narrow bands, sometimes called "wear bars," that appear across the tread when 2/32" of tread is remaining.

DOT TIRE IDENTIFICATION NUMBER: The D.O.T. tire identification number (TIN) is a code that one can find on the sidewall of all tires sold in the United States. The DOT Symbol signifies that the tire complies with the applicable U.S. Department of Transportation Federal motor vehicle safety standards. The TIN identifies the manufacturer, manufacturing plant, tire size, tire type and the week and year of manufacture. Note: the last 4 digits of the TIN are referred to as the "Date Code". For example, the date code 4018 would indicate 40th week of 2018.

LOAD CARRYING CAPACITY: The load a particular size tire can carry at a given inflation pressure under certain driving conditions, as established by the Tire and Rim Association or other standards organization.

LOAD RANGE: Tire load ranges are indicated as STANDARD LOAD (SL) and EXTRA LOAD (XL) for auto tires and Load Range C, D, E, etc., for light truck tires. The load range represents the load carrying capacity of the tire at specific tire inflation pressures.

M+S, M/S OR M & S: A tire sidewall designation indicating that the tire meets the U.S. Tire Manufacturers Association (USTMA) definition of a mud and snow tire.

SIDEWALL EXPLANATION

B01 = Broken Serrated Band	NW = Narrow White Stripe
B02 = Broken Serrated Band – EMT	OWL = Outlined White Letters
BLK = Blackwall	RWL = Raised White Letters
BLT = Black Letters	SBL = Serrated Black Letters
BSL = Black Serrated Letters	VS = Vertical Serrated Band
BSW = Black Sidewall	XNW = Extra Narrow White Stripe

UTQG LEGEND

Tire Grades: Uniform Tire Quality Grading System or UTQG

Except for winter, light truck and trailer tires, the Department of Transportation requires tire manufacturers to grade passenger car tires based on three performance factors: treadwear, traction and temperature resistance. The UTQG rating of each Goodyear tire is listed in this catalog.

Treadwear

- More than 100 – Better
- 100 – Baseline
- Less than 100 – Poorer

The treadwear grade is a comparative rating based on the wear rate of the tire when tested for 7,200 miles on a government-specified course. A tire graded 200 would wear twice as long on the government-specified course as one graded 100. (Actual tire mileage may vary.) Note: Treadwear grade is valid only for comparisons within a manufacturer's product line, not between manufacturers. For example, a 700 rating from one tire manufacturer is not necessarily better than a 600 from another.

Traction

- | | |
|------|-----|
| • AA | • B |
| • A | • C |

Traction grades, from highest to lowest, are AA, A, B and C. They represent the tire's ability to stop on wet pavement as measured under controlled conditions on specified government test surfaces of asphalt and concrete. The traction grades are based upon "straight ahead" braking tests. They do not indicate cornering ability or resistance to hydroplaning.

Temperature

- A – Best
- B – Intermediate
- C – Acceptable

Temperature grades represent the tire's resistance to heat generated by running at high speed. Sustained high temperatures can cause the materials of the tire to degenerate and thus reduce tire life. Excessive temperatures can lead to tire failure. Federal Motor Vehicle Safety Standards require that all passenger tires meet at least the minimal level of performance: Grade C.

TIRE SIZE

ASPECT RATIO: A term that describes a tire's height-to-width proportion. If a tire's sidewall height were 65% of its cross-section width, its aspect ratio would be 65. In the tire size expressed as 205/65R15, the number 65 is the aspect ratio. The lower the aspect ratio, the wider the tread and the shorter the sidewall.

HIGH FLOTATION TIRES: These light truck tires are for supporting a load on soft, yielding terrain. Size nomenclature includes outside diameter, section width, construction type, and rim diameter (e.g., 31X10.50R15LT).


HIGH LOAD CAPACITY TIRES: These tires have increased load capacity compared to current Extra Load (XL) tires, at the same reference inflation pressure (290 kPa), and are designated with an "HL" preceding the size designation (e.g., HL245/40R19)

LT-METRIC: A sizing system using the section width in millimeters, aspect ratio, type of construction, and rim diameter in inches (e.g., LT235/85R16) and is primarily intended for service on light trucks.

P-METRIC: A tire with a "P" preceding the size designation identifies that it is primarily intended for service on passenger cars (e.g., P225/45R17).

RIM DIAMETER: The diameter of the rim bead seats that support a tire normally indicated in whole numbers in inches for passenger cars.

SECTION WIDTH: The distance between a tire's sidewalls measured at the widest part of the tire not including the lettering or design.



SERVICE DESCRIPTION: (Load Index/Speed Symbol) A speed rating system which describes the load capacity and high speed of a tire; includes numerical load indexes and alphabetical speed symbols.

ST-METRIC TRAILER: A tire with an "ST" preceding the size designation identifies that it is primarily intended for service on trailers (e.g., ST225/75R15).

SPEED RATINGS*

Speed ratings are indicated as follows:

Speed Symbol	Maximum Speed	Open-Ended Speed Category
L	120 km/h (75 mph)	
M	130 km/h (81 mph)	
N	140 km/h (87 mph)	
P	150 km/h (93 mph)	
Q	160 km/h (99 mph)	
R	170 km/h (106 mph)	
S	180 km/h (112 mph)	
T	190 km/h (118 mph)	
U	200 km/h (124 mph)	
H	210 km/h (130 mph)	
V	240 km/h (149 mph)	
W	270 km/h (168 mph)	ZR**
Y	300 km/h (186 mph)	
(Y)**	Above 300 km/h (186 mph)	

*The Goodyear Tire & Rubber Company does not recommend the use of any of its products in excess of the legal speed limits.

**Per the T&RA 2022 yearbook, for tires having a maximum speed capability above 240 kph (149 mph), a "ZR" may appear in the size designation. For tires having a maximum speed capability above 300 kph (186 mph), a "ZR" must appear in the size designation and a Service Description, including the Y Speed Symbol, must be included in brackets.

Many Goodyear tires are available in speed-rated versions to match the speed capabilities of the world's fastest cars. Generally, it is recommended that a speed-rated tire be replaced with a tire having an equivalent or greater speed rating.

However, if you never drive at speeds near the limits of your speed-rated tires, you may choose to replace them with tires having a lesser top-speed rating.

In situations where tires having different top-speed ratings are mixed on a vehicle, the maximum speed certification is limited to the top-speed certification of the tire with the lowest speed rating.

Speed ratings do not indicate how well a tire handles or corners. They only certify a tire's ability to withstand high speed.

WARNING: Vehicle handling, traction, ride comfort and other performance parameters may be significantly affected by a change in tire size or type. Before replacing tires, always consult and follow the vehicle owner's manual because some vehicle manufacturers prohibit changing tire size. When selecting tires that are different from the original equipment size make certain: (1) The tires have adequate load-carrying capacity based on the vehicle placard, (2) The tires have sufficient inflation pressure to carry the load and (3) There is proper clearance with no interference points between the tire and vehicle. The consumer must be aware to always drive safely and obey all traffic laws. Avoid sudden, sharp turns or lane changes. Failure to follow any of these warnings may result in loss of control of the vehicle, leading to an accident and serious injury or death.

LOAD INDEX

WARNING: DO NOT OVERLOAD TIRES. OVERLOADING TIRES CAN RESULT IN TIRE FAILURE, PERSONAL INJURY AND/OR DEATH.

The load index is a numerical code associated with the maximum load a tire can carry at the speed indicated by its Speed Symbol under specified service conditions up to 210 km/h (130 mph). Check the doorjamb or owner's manual to determine the maximum vehicle load.

LOAD INDEX AND LOAD					
Load Index	Load		Load Index	Load	
	Passenger	Light Truck		Passenger	Light Truck
79	437 kg (963 lbs.)	437 kg (965 lbs.)	105	925 kg (2039 lbs.)	925 kg (2040 lbs.)
80	450 kg (992 lbs.)	450 kg (990 lbs.)	106	950 kg (2094 lbs.)	950 kg (2095 lbs.)
81	462 kg (1019 lbs.)	462 kg (1020 lbs.)	107	975 kg (2149 lbs.)	975 kg (2150 lbs.)
82	475 kg (1047 lbs.)	475 kg (1045 lbs.)	108	1000 kg (2205 lbs.)	1000 kg (2205 lbs.)
83	487 kg (1074 lbs.)	487 kg (1075 lbs.)	109	1030 kg (2271 lbs.)	1030 kg (2270 lbs.)
84	500 kg (1102 lbs.)	500 kg (1100 lbs.)	110	1060 kg (2337 lbs.)	1060 kg (2335 lbs.)
85	515 kg (1135 lbs.)	515 kg (1135 lbs.)	111	1090 kg (2403 lbs.)	1090 kg (2405 lbs.)
86	530 kg (1168 lbs.)	530 kg (1170 lbs.)	112	1120 kg (2469 lbs.)	1120 kg (2470 lbs.)
87	545 kg (1201 lbs.)	545 kg (1200 lbs.)	113	1150 kg (2535 lbs.)	1150 kg (2535 lbs.)
88	560 kg (1235 lbs.)	560 kg (1235 lbs.)	114	1180 kg (2601 lbs.)	1180 kg (2600 lbs.)
89	580 kg (1279 lbs.)	580 kg (1280 lbs.)	115	1215 kg (2679 lbs.)	1215 kg (2680 lbs.)
90	600 kg (1323 lbs.)	600 kg (1325 lbs.)	116	1250 kg (2756 lbs.)	1250 kg (2755 lbs.)
91	615 kg (1356 lbs.)	615 kg (1355 lbs.)	117	1285 kg (2833 lbs.)	1285 kg (2835 lbs.)
92	630 kg (1389 lbs.)	630 kg (1390 lbs.)	118	1320 kg (2910 lbs.)	1320 kg (2910 lbs.)
93	650 kg (1433 lbs.)	650 kg (1435 lbs.)	119	1360 kg (2998 lbs.)	1360 kg (3000 lbs.)
94	670 kg (1477 lbs.)	670 kg (1475 lbs.)	120	1400 kg (3086 lbs.)	1400 kg (3085 lbs.)
95	690 kg (1521 lbs.)	690 kg (1520 lbs.)	121		1450 kg (3195 lbs.)
96	710 kg (1565 lbs.)	710 kg (1565 lbs.)	122		1500 kg (3305 lbs.)
97	730 kg (1609 lbs.)	730 kg (1610 lbs.)	123		1550 kg (3415 lbs.)
98	750 kg (1653 lbs.)	750 kg (1655 lbs.)	124		1600 kg (3525 lbs.)
99	775 kg (1709 lbs.)	775 kg (1710 lbs.)	125		1650 kg (3640 lbs.)
100	800 kg (1764 lbs.)	800 kg (1765 lbs.)	126		1700 kg (3750 lbs.)
101	825 kg (1819 lbs.)	825 kg (1820 lbs.)	127		1750 kg (3860 lbs.)
102	850 kg (1874 lbs.)	850 kg (1875 lbs.)	128		1800 kg (3970 lbs.)
103	875 kg (1929 lbs.)	875 kg (1930 lbs.)	129		1850 kg (4080 lbs.)
104	900 kg (1984 lbs.)	900 kg (1985 lbs.)	130		1900 kg (4190 lbs.)

Note: for European-Metric passenger tires, reference "Passenger" load; for tires marked with prefixes "LT" or "ST" or suffixes "LT" or "C," reference "Light Truck" load.

WARNING: Vehicle handling, traction, ride comfort and other performance parameters may be significantly affected by a change in tire size or type. Before replacing tires, always consult and follow the vehicle owner's manual because some vehicle manufacturers prohibit changing tire size. When selecting tires that are different from the original equipment size, make certain: (1) The tires have adequate load-carrying capacity based on the vehicle placard, (2) The tires have sufficient inflation pressure to carry the load and (3) There is proper clearance with no interference points between the tire and vehicle. The consumer must be aware to always drive safely and obey all traffic laws. Avoid sudden, sharp turns or lane changes. Failure to follow any of these warnings may result in loss of control of the vehicle, leading to an accident and serious injury or death.

NEVER FIT TIRES TO A VEHICLE THAT MAY HAVE LESS LOAD-CARRYING CAPACITY THAN REQUIRED BY THE ORIGINAL EQUIPMENT MANUFACTURER.

Examples: Many vehicles, such as large passenger vans, require Load Range E tires as designated by the vehicle manufacturer. Fitment of a tire with less load-carrying capacity, such as Load Range D, is not allowed.

In other cases, tires of the same size may have different load index numbers in the service description. You must make certain the replacement tires fitted to the vehicle have a load-carrying capacity equal to or greater than what the original equipment manufacturer specifies.

NOTE: Goodyear manufactured and/or marketed European-Metric passenger tires and P-Metric passenger tires are interchangeable as long as they have the same section width, same aspect ratio, same rim diameter, and same Load Range (LL, SL or XL). Conversely, Goodyear-manufactured and/or marketed P-Metric passenger tires and European-Metric passenger tires are interchangeable as long as they have the same section width, same aspect ratio, same rim diameter, and same Load Range (LL, SL or XL).

Caution: Never substitute a "Standard Load" (SL) or "Light Load" (LL) tire for an "Extra Load" (XL) tire. If the vehicle was originally equipped with "Extra Load" (XL) tires, replace those tires with similar-sized XL tires.

Caution: In addition, never substitute a "Light Load" (LL) tire for a "Standard Load" (SL) tire. If the vehicle was originally equipped with "Standard Load" (SL) tires, replace those tires with similar-sized SL or XL tires.

Caution: It is recommended that a "High Load Capacity" (HLC) tire be replaced with an HLC tire of equal size and load carrying capacity.

**** SAFETY WARNING **** Serious injury may result from:

- Tire failure due to underinflation/overloading – follow the owner's manual or tire placard in vehicle.
- Explosion of tire/rim assembly due to improper mounting – only specially trained persons should mount tires.
- Do not spin wheels in excess of 35 mph as indicated on the speedometer. Personal injury and severe damage may result from excessive wheel spinning, including tire disintegration or axle failure.

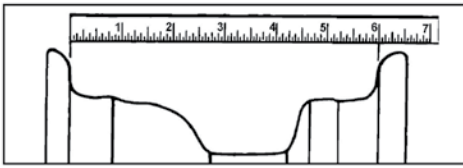
TIRE TERMINOLOGY

CROSS-SECTION WIDTH: External sidewall-to-sidewall measurement of inflated tire, exclusive of ornamental ribs and lettering. Sometimes called section width.

FOOTPRINT: The area of the tire's tread that is in actual contact with the ground. The mark left by a loaded tire's tread as it comes into contact with the road surface.

ORIGINAL EQUIPMENT (O.E.): Refers to tires sold to automobile manufacturers for equipping their new cars.

RIM WIDTH: Distance between two opposite, inside edges of the rim flanges.



ROLLING RESISTANCE: The force required to keep a tire moving at a constant speed. The lower the rolling resistance, the less energy needed to keep a tire moving.

ROTATION: The systematic movement of tires from one vehicle position to another to maximize tread life and minimize irregular wear.

SECTION HEIGHT: The height of a tire measured from the rim to the outer tread in an unloaded tire.



TREAD DEPTH: The distance from the tread surface to the bottom of the grooves.

UNIFORMITY: A term describing the amount of radial and lateral force variation in a tire.

RETAILER RESOURCES

DEALER MARKETING SUPPORT

Brandmuscle	MarketingZone (U.S./Canada)	1-855-233-5795
DAC (Canada)	Online Ratings/Reviews Management & Business Listing (Canada)	1-800-361-4322 ext. 6235
Epicor Service CRM	CRM Database Marketing Program (U.S.)	1-877-632-4638
GBMS	Goodyear® Business Management System Help Line	1-800-331-4541
Goodyear RDS Sales Team	Local Goodyear Retail Development Specialist (RDS)	1-888-245-1834
Imagine	Point-of-Sale and Marketing Materials (U.S.)	1-866-263-3316
MarketingZone	Customizable Marketing Templates, Graphics & Local Promotions	1-855-233-5795
RewardBank	AIR MILES® Terminals (Canada)	1-888-819-6878
Spectrio Digital	Digital Menu Board, Lounge TV	1-800-584-4653 ext. 88903
Spectrio Audio	In-store On-Hold Msg, WiFi, Music	1-800-584-4653 ext. 88903
Net Driven Technologies	Dealer Websites & Management	1-570-207-2005
The Summit Group	Goodyear Licensed Apparel & Gifts (U.S./Canada)	1-877-435-1993
Tire-HQ™	Tire-HQ Dealer Help Line	1-800-331-4541
Tire-HQ™	Tire-HQ Dealer Help Line	1-800-331-4541
Vericast (U.S.)	Targeted Media Campaign Program	1-513-407-1246
Transcontinental	Point-of-Sale and Marketing Materials (Canada)	1-905-299-0494
Yelp	Online Crowd Sourced Review Platform	1-844-830-2285
Yext (U.S.)	Online Business Reputation Management & Ratings/Reviews (U.S.)	1-844-830-2285

GOODYEAR CREDIT CARD (U.S.)

Advertising Checking Bureau (ACB)	Ask for Apps Status	1-888-980-6155
Citi	Dealer Assistance for Credit Authorizations	1-800-767-1114
Citi	Merchant Support (settlement reports, merchant fees, charge-backs, training, dealer set-up, etc)	1-800-729-7647
Citi	Phone-In Applications/IVR	1-877-538-4859
Citi	Customer Self Service Acct. # Lookup	Text 'shop' to 94909> Follow prompts>Enter required info>tap link to view GYCC account #
Imagine	Goodyear Credit Card Point-Of-Sale	1-866-263-3316

CREDIT CARD TERMINALS/POINT-OF-SALE ASSISTANCE

Heartland Payment Systems	Help Desk	1-800-767-5258
1st Mile (Merchant Partners)	Help Desk	1-866-699-4912
VAST Online	Independent Dealers	1-484-387-1010
VAST Online	Company Owned	1-877-493-4937, Option 1, Option 1

INFOLINK

InfoLink	24-Hour Fax Line	1-800-532-2296
InfoLink	OTR Tire Action Line	1-800-227-9531
InfoLink	Sales & Service	1-800-755-2772

TRAINING

Goodyear Learning Center	24/7 Help Desk Support	1-833-645-4341
Goodyear Learning Center (Canada)	24/7 Help Desk Support	1-833-673-6107
RewardsPlus	RewardsPlus Rewards Help Line	1-877-777-9937
Northlane/Onbe	Learn & Earn Reloadable Card	1-866-326-8689

CONSUMER ASSISTANCE

360 Insights	Consumer Rebate Inquiries	1-888-683-8724
360 Insights	Prepaid Rebate Card Services	1-855-759-4828
360 Insights (Lost/Stolen)	Prepaid Rebate Debit Card - Lost/Stolen	1-877-227-0956
Goodyear	Consumer Relations (Tire Adjustments/Problems) (U.S.)	1-800-321-2136
Goodyear	Consumer Relations (Tire Adjustments/Problems) (Canada)	1-800-387-3288

HELPFUL WEBSITES & EMAILS

DAC (Canada)	https://www.dacgroup.com
Dunlop® Tires	www.dunloptires.com
G3Xpress Dealer Program	www.g3xpress.com
Goodyear Consumer Rebates (U.S.)	www.goodyearrebates.com
Goodyear Consumer Rebates (Canada)	www.Goodyearrebates.ca
Goodyear Learning Center	www.thegoodyearlearningcenter.com
Goodyear Tires (U.S.)	www.goodyear.com
Goodyear Tires (Canada)	www.goodyear.ca
Imagine POS Catalog (U.S.)	shop.discoverimagine.com/goodyear
Imagine POS Orders	GoodyearHelpDesk@theimagingroup.com
Kelly® Tires	www.kellytires.com
Goodyear Learn & Earn Card	https://login.mypaymentvault.com/login
MarketingZone	www.goodyearmarketingzone.com
National Accounts/ Fleet Sales	www.goodyearfleetnetwork.com
RewardBank - Issuer of AIR MILES (Canada)	www.goodyear.rewardbank.ca
Goodyear RewardsPlus	www.gyrewardsplus.com
Spectrio	www.spectrio.com/brands/goodyear
Net Driven Technologies (Dealer Websites)	www.netdriven.com
Tire & Service Network	www.goodyearstn.com
Tire-HQ	www.tire-hq.com
The Summit Group	www.thegoodyearstore.com
The Summit Group	www.thegoodyearstore.com
Transcontinental POS (Canada)	www.thegoodyearstore.ca
Yext (U.S.)	Goodyear-Support@yext.com

HELPFUL TIRE-HQ PATHS — WWW.TIRE-HQ.COM

Dealer Advertising and POS Enrollment	Tire-HQ->Goodyear Websites->Dealer Programs->Dealer Advertising and POS Enrollment
Goodyear.com Retailer Details Page Update	Tire-HQ->Goodyear Websites->Dealer Programs->Consumer Dealer Profile
Tire & Service Network Program	Tire-HQ->Goodyear Websites->Dealer Programs->Tire & Service Network

Information in this book is subject to change. For the most up-to-date information, please check Tire-HQ.com or Dealer ToolKit at toolkit.goodyear.com.