

**KENDA**  
**TIRES**

PASSENGER | SUV/CUV | LIGHT TRUCK



**Kenda USA  
established**



**Kenda Kunshan  
plant established**



**Kenda Vietnam  
plant established**



**1962**

**1989**

**1990**

**1994**

**1996**

**1997**


**1998**



**Kenda Founded  
in Taiwan**



**Kenda Shenzhen  
plant established**



**Americana Tire and  
Wheel Division  
established**



**Kenda acquired  
Monitor Wheel**

## **KENDA A GLOBAL LEADER**

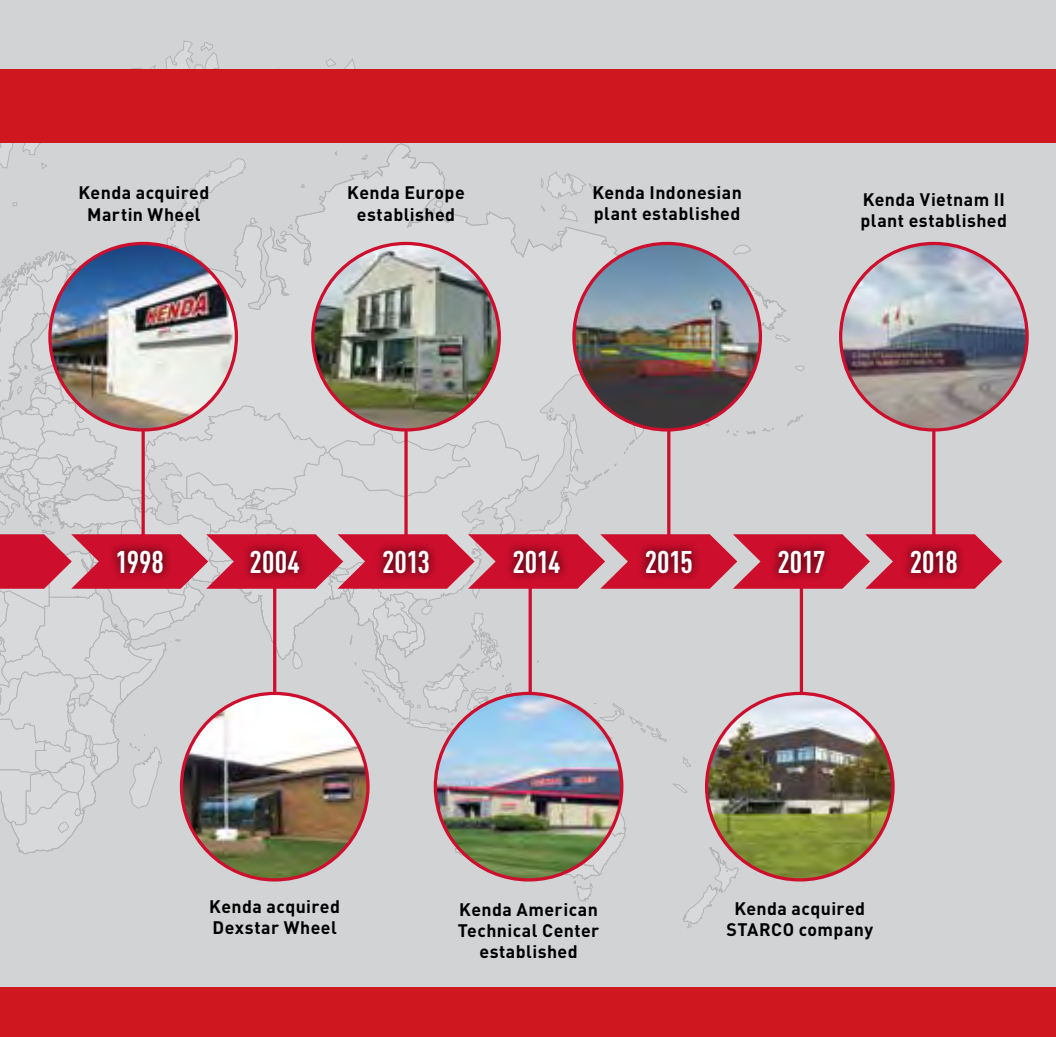
For more than 50 years, Kenda has been one of the leading tire and rubber producers in the world. Engineered for performance, durability, and value, every Kenda product is designed for your journey.

Kenda produces a diverse line of high-quality rubber products for automotive, light trucks, bicycles, motorcycles, ATVs, trailers, golf carts, lawn and garden, wheelchairs, agricultural vehicles, roofing and more.

All new U.S. products are designed at our North American Technical Center in Akron, Ohio.

With offices and factories across Asia, North America, and Europe, Kenda's distribution network spans the globe. Kenda employs more than 10,000 people and produces more than 800,000 tires and tubes every day.

We strive to ensure the highest standards of quality for all our products, and we're proud to provide premium performance at a value price. Our mission is to make your journey a success. Thank you for choosing Kenda.



## NORTH AMERICA

- ▶ **Kenda USA**  
Americana Tire & Wheel  
Dexstar Wheel  
Martin Wheel  
Monitor Tire & Wheel  
Stafast Building Products

## EUROPE

- ▶ **Kenda Europe**  
Übersee-Feldwies, Germany
- ▶ **Kenda / Starco**  
Brabrand, Denmark

## ASIA

- ▶ **Kenda Asia**  
Yuanlin, Taiwan  
Yunlin, Taiwan  
Taipei, Taiwan  
Shanghai, China  
Shenzhen, China  
Tianjin, China  
Đông Nai Pro., Vietnam  
West Java Pro., Indonesia

# KR20A SUMMER UHP & MP

The KR20A Kaiser is Kenda's extreme grip tire - it's the ultimate ultra-high performance summer tire. It features a symmetrical, directional tread pattern with excellent drainage. The racing construction offers precise control and guaranteed grip on the road. New casing and profile designs lift dry performance. Available in two versions: Max Performance and Ultra High Performance.

- Max Performance offers exceptional grip for both dry and wet, but lower treadlife than the Ultra High Performance version.
- Ultra High Performance offers aggressive look and performance with longer treadlife



UTQG UHP: 300 A A

UTQG MAX PERFORMANCE: 180 AA A

Series: 45, 40, 35

Sizes: 18, 17

Speed Ratings: W



HIGH PERFORMANCE



DRY TRACTION PERFORMANCE



AWARD WINNING DESIGN



# SUMMER UHP & MAX PERFORMANCE

KR20A

PART #	SIZE	INDEX	SPEED RATING	O.D. (INCH)	S.W. (INCH)	MAX. LOAD (LBS.)	MAX (PSI)	RIM (INCH)	TREAD DEPTH (1/32")
<b>ULTRA HIGH PERFORMANCE SUMMER</b>									
200082	215/45ZR17	87	W	24.65	8.31	1201	44	7	8
200054	225/45ZR17	94	W	25.00	8.90	1477	51	7.5	8
200055	235/45ZR17	94	W	25.39	9.37	1477	44	8	8
200081	235/40ZR17	90	W	24.41	9.49	1323	44	8.5	8
200052	255/40ZR17	94	W	25.04	10.24	1477	44	9	8
200053	235/40ZR18	91	W	25.39	9.49	1356	44	8.5	8
200056	245/40ZR18	97	W	25.71	9.80	1609	51	8.5	8
200057	265/35ZR18	93	W	25.30	10.70	1433	51	9.5	8
200058	275/35ZR18	95	W	25.50	10.90	1521	44	9.5	8
200080	285/35ZR18	101	W	25.91	11.42	1819	50	10	8
<b>MAX PERFORMANCE SUMMER</b>									
200062	195/55ZR15	85	W	23.43	7.87	1135	44	6	8
200051	205/55ZR16	91	W	24.88	8.43	1356	44	6.5	8
200060	235/40ZR17	90	W	24.41	9.49	1323	44	8.5	8
200042	245/45ZR17	95	W	25.70	9.60	1521	44	8	8
200043	245/40ZR17	91	W	24.80	9.80	1356	44	8.5	8
200048	225/40ZR18	88	W	25.00	8.90	1235	44	8	8
200061	235/40ZR18	91	W	25.39	9.53	1356	44	8.5	8
200044	245/40ZR18	97	W	25.70	9.80	1609	51	8.5	8
200083	255/40ZR18	99	W	26.02	10.31	1709	50	9	8
200065	255/35ZR18	90	W	25.00	10.24	1323	44	9	8
200041	265/35ZR18	93	W	25.30	10.70	1433	51	9.5	8
200045	275/35ZR18	95	W	25.50	10.90	1521	44	9.5	8

# KR400 VEZDA UHP A/S

If you are looking for a tire that has it all, look no further than the Vezda UHP A/S high performance, all-season tire. Kenda delivers this value-priced UHP tire for drivers of sports cars, sedans, and coupes who are looking to enjoy driving their cars year-round. Formulated with a special silica compound combining summer levels of wet and dry performance with strong cold weather and light snow capabilities, these performance tires will keep you road savvy all year long. Developed at the new Kenda American Technical Center in Akron, Ohio, the Vezda UHP A/S tire provides a great ride and expert handling in the UHP category. The KR400 offers a five rib asymmetric pattern with optimized footprints for excellent wear, and is backed by a 50,000 mile limited warranty.



UTQG: 500 AA A

Series: 55, 50, 45, 40, 35

Sizes: 20,19,18,17,16

Speed Ratings: W,Y

\*50,000 mile limited warranty; 25,000 mile warranty for staggered fitments (different size front and back tires)



HIGH PERFORMANCE



DRY/TRACTION PERFORMANCE



WET/TRACTION PERFORMANCE



ALL SEASON



TREAD WEAR



RIDE COMFORT

# VEZDA UHP A/S

KR400

PART #	SIZE	INDEX	SPEED RATING	O.D. (INCH)	S.W. (INCH)	MAX. LOAD (LBS.)	MAX (PSI)	RIM (INCH)	TREAD DEPTH (1/32")
400040	195/55ZR16	87	W	24.41	7.91	1202	44	6	10
400021	205/55ZR16	91	W	24.88	8.43	1356	44	6.5	10
400038	225/55ZR16	95	W	25.75	9.17	1521	44	7	10
400031	225/50ZR16	92	W	24.88	9.17	1389	51	7	10
400003	205/50ZR17	93	W	25.12	8.43	1433	51	6.5	10
400032	215/55ZR17	94	W	26.30	8.90	1477	44	7	10
400033	215/50ZR17	95	W	25.51	8.90	1521	51	7	10
400001	215/45ZR17	91	W	24.65	8.39	1356	51	7	10
400039	225/55ZR17	97	W	26.77	9.17	1609	44	7	10
400007	225/50ZR17	98	W	25.91	9.17	1653	51	7	10
400002	225/45ZR17	94	W	24.96	8.86	1477	51	7.5	10
400030	235/55ZR17	99	W	27.17	9.65	1709	44	7.5	10
400020	235/50ZR17	100	W	26.30	9.65	1764	51	7.5	10
400008	235/45ZR17	97	W	25.35	9.29	1609	51	8	10
400023	245/50ZR17	99	W	26.69	9.96	1709	44	7.5	10
400005	245/45ZR17	99	W	25.67	9.69	1709	44	8	10
400015	245/40ZR17	95	W	24.72	9.76	1521	51	8.5	10
400026	255/40ZR17	94	W	25.04	10.24	1477	44	9	10
400017	225/50ZR18	99	W	26.89	9.17	1709	51	7	10
400012	225/45ZR18	95	Y	25.94	8.86	1521	51	7.5	10
400014	225/40ZR18	92	W	25.08	9.06	1389	51	8	10
400041	235/55ZR18	104	W	28.15	9.65	1984	51	7.5	10
400010	235/50ZR18	101	W	27.28	9.65	1819	51	7.5	10
400018	235/45ZR18	98	W	26.34	9.29	1653	51	8	10
400016	235/40ZR18	95	W	25.39	9.49	1521	51	8.5	10
400004	245/45ZR18	100	Y	26.65	9.57	1764	51	8	10
400011	245/40ZR18	97	Y	25.71	9.76	1609	51	8.5	10
400006	255/45ZR18	103	W	27.05	10.04	1929	51	8.5	10
400022	255/40ZR18	99	W	26.02	10.24	1709	51	9	10
400027	255/35ZR18	94	W	25.00	10.24	1477	51	9	10
400035	225/45ZR19	96	W	26.97	8.86	1565	51	7.5	10
400034	225/40ZR19	93	Y	26.10	9.06	1433	51	8	10
400029	235/35ZR19	91	W	25.47	9.49	1356	51	8.5	10
400028	245/45ZR19	102	Y	27.68	9.57	1874	51	8	10
400019	245/40ZR19	98	Y	26.73	9.76	1653	44	8.5	10
400044	245/35ZR19	93	W	25.79	9.76	1433	51	8.5	10
400037	255/40ZR19	100	W	27.05	10.24	1764	51	9	10
400042	255/35ZR19	96	Y	26.02	10.24	1565	51	9	10
400043	225/35ZR20	90	W	26.22	9.06	1323	51	8	10
400009	245/45ZR20	103	Y	28.66	9.57	1929	51	8	10
400045	245/40ZR20	99	W	27.72	9.76	1709	51	8.5	10
400024	245/35ZR20	95	Y	26.77	9.76	1521	51	8.5	10
400036	255/45ZR20	105	W	29.06	10.04	2039	51	8.5	10
400025	255/35ZR20	97	W	27.01	10.24	1609	51	9	10
400013	275/40ZR20	106	Y	28.66	10.94	2094	51	9.5	10

# KR205 VEZDA GRAND TOURING A/S

The Kenda Vezda Touring A/S is our grand touring all-season tire designed for drivers of touring and luxury touring cars. The Vezda KR205 combines the comfort and ride expected from a touring tire with the crisp handling required by discerning drivers with a 620 A A UTQG. Created for diverse weather conditions, the tire offers lower weight and reduced noise while providing exceptional wet braking and year round traction, including light snow.

The Vezda Touring A/S meets the need for wear with a 65,000 mile warranty with an optimized all-season tread compound molded into an asymmetric tread design. It features Kenda's proprietary designed pitch sequencing for reduced noise and four grooves engineered to prevent hydroplaning.

UTQG: 620 A A

Series: 65, 60, 55, 50, 45, 40

Sizes: 19, 18, 17, 16, 15

Speed Ratings: H, V

65,000 mileage warranty

Stylized Black Sidewall



HIGH PERFORMANCE



DRY TRACTION PERFORMANCE



WET TRACTION PERFORMANCE



ALL SEASON



TREAD WEAR



RIDE COMFORT





# VEZDA GRAND TOURING A/S

KR205

PART #	SIZE	INDEX	SPEED RATING	O.D. (INCH)	S.W. (INCH)	MAX. LOAD (LBS.)	MAX (PSI)	RIM (INCH)	TREAD DEPTH (1/32")
205021	195/65R15	91	H	25	8.03	1356	44	6	11
205024	195/55R15	85	V	23.43	7.87	1135	44	6	11
205022	195/55R16	87	V	24.41	7.87	1201	44	6	11
205027	195/50R16	84	H	23.7	7.76	1102	44	6	11
205014	205/65R16	95	V	26.46	8.39	1521	44	6	11
205010	205/60R16	92	V	25.67	8.07	1389	44	6	11
205028	205/50R16	87	H	24.09	8.23	1201	44	6.5	11
205007	205/55R16	91	V	24.88	8.27	1356	44	6.5	11
205009	215/60R16	95	V	26.14	8.54	1521	44	6.5	11
205002	215/55R16	97	H	25.28	8.86	1609	51	7	11
205031	225/65R16	100	H	27.48	9.06	1764	44	6.5	11
205016	225/60R16	98	H	26.61	8.94	1653	44	6.5	11
205023	225/55R16	95	V	25.75	9.09	1521	44	7	11
205003	205/50R17	93	V	25.12	8.15	1433	51	6.5	11
205006	215/55R17	94	V	26.3	8.86	1477	44	7	11
205001	215/50R17	95	V	25.67	8.82	1521	51	7	11
205026	215/45R17	91	V	24.65	8.23	1356	51	7	11
205004	225/55R17	97	V	26.77	9.06	1609	44	7	11
205008	225/50R17	94	V	25.91	9.13	1477	44	7	11
205029	225/45R17	91	H	24.96	8.7	1356	44	7.5	11
205005	235/55R17	99	V	27.17	9.53	1709	44	7.5	11
205025	235/50R17	96	V	26.3	9.49	1565	44	7.5	11
205018	235/45R17	94	H	25.35	9.29	1477	44	8	11
205032	215/55R18	95	H	27.28	8.82	1521	44	7	11
205035	225/60R18	100	H	28.62	8.98	1764	44	6.5	11
205017	225/55R18	98	H	27.76	9.13	1653	44	7	11
205019	225/50R18	95	H	26.89	9.02	1521	44	7	11
205011	225/45R18	95	V	25.94	8.9	1521	51	7.5	11
205030	225/40R18	92	H	25.08	8.98	1389	51	8	11
205015	235/50R18	97	V	27.28	9.49	1609	44	7.5	11
205012	235/45R18	98	V	26.34	9.29	1653	51	8	11
205013	245/45R18	100	V	26.65	9.69	1764	51	8	11
205034	235/45R19	99 XL	V	27.36	9.29	1709	51	8	11
205033	235/40R19	96 XL	V	26.42	9.49	1565	51	8.5	11
205020	255/45R19	100	V	28.07	10.12	1764	44	8.5	11

# KR30 VEZDA ECO

Designed for premium, high performance touring cars, the Kenda VezdaEco is manufactured with a silica-infused tread compound that reduces CO2 emissions and rolling resistance, offering drivers great fuel economy. This tire also has full depth siping and wide circumferential grooves that help evacuate water during inclement weather while giving you an ultra-quiet ride.



UTQG: 480 A A

Series: 65, 60, 55, 50, 45, 40

Sizes: 19, 18, 17, 16, 15

Speed Ratings: H, V, W

M&S Rated

60,000 mileage warranty



PART #	SIZE	INDEX	SPEED RATING	O.D. (INCH)	S.W. (INCH)	MAX. LOAD (LBS.)	MAX (PSI)	RIM (INCH)	TREAD DEPTH (1/32")
300024	195/65R15	91	H	25.00	7.90	1356	44	6	9
300011	195/60R15	88	H	24.30	7.90	1235	44	6	9
300018	195/55R15	85	V	23.30	7.80	1135	44	6	9
300022	195/50R15	82	H	22.70	7.90	1047	44	6	9
300027	205/65R15	94	H	25.60	8.20	1477	44	6	9
300002	195/55R16	87	V	24.40	7.80	1201	44	6	9
300028	195/50R16	84	H	23.70	7.80	1102	44	6	9
300001	205/65R16	95	H	26.50	8.20	1521	44	6	9
300009	205/55R16	91	V	24.90	8.30	1356	44	6.5	9
300037	205/50R16	87	V	24.09	8.43	1201	44	6.5	9
300015	215/65R16	98	H	27.00	8.60	1653	44	6.5	9
300012	215/60R16	95	H	26.10	8.70	1521	44	6.5	9
300035	215/55R16	93	H	25.28	8.90	1433	44	7	9
300010	225/60R16	98	H	26.60	8.90	1653	44	6.5	9
300023	225/50R16	92	V	24.90	9.70	1389	44	7	9
300005	205/50R17	89	H	25.10	8.40	1279	44	6.5	9
300020	205/45R17	88	V	24.30	8.10	1235	50	7	9
300013	215/55R17	94	V	26.30	8.90	1477	44	7	9
300006	215/50R17	95	V	25.50	8.80	1521	50	7	9
300021	215/45R17	91	V	24.60	8.30	1356	50	7	9
300008	225/65R17	102	H	28.50	9.00	1874	44	6.5	9
300033	225/55R17	97	V	26.77	9.17	1609	44	7	9
300014	225/50R17	94	V	25.90	9.00	1477	44	7	9
300016	225/45R17	94	V	25.00	8.90	1477	50	7.5	9
300032	235/55R17	99	V	27.17	9.65	1709	44	7.5	9
300004	235/45R17	94	V	25.40	9.20	1477	44	8	9
300007	245/45R17	95	V	25.70	9.80	1521	44	8	9
300036	215/55R18	95	H	27.28	8.90	1521	44	7	9
300031	225/55R18	98	H	27.76	9.17	1653	44	7	9
300030	225/45R18	95	W	25.94	8.86	1521	50	7.5	9
300038	225/40R18	92	H	25.08	9.06	1389	50	8	9
300039	235/55R18	100	V	28.15	9.65	1764	44	7.5	9
300034	245/50R18	100	V	27.68	9.96	1764	44	7.5	9
300019	245/40R18	97	V	25.70	9.80	1609	50	8.5	9
300003	255/45R19	100	V	28.10	10.00	1764	44	8.5	9

# KR217 KENETICA TOURING A/S

The Kenda Kenetica KR217 is our T & H-rated touring tire designed to fit the needs of many drivers. The KR217 is the 2nd generation of our popular series offering dependability and safety at an incredible value. The Kenetica's all-season tread pattern has excellent grip in a variety of harsh conditions, earning it an M&S rating. The Kenetica's all-season tread pattern has excellent grip in a variety of harsh conditions, earning it an M&S rating. The random variable pitch tread arrangement significantly reduces noise, and the durable, light-weight construction enhances driving comfort. The KR217 offers a 580 A B UTQG and a 60,000 mile warranty with Kenda's advanced design technology creating a great all around tire at an excellent value.

UTQG: 580 A B

Series: 70, 65, 60, 55, 50

Sizes: 13, 14, 15, 16, 17

Speed Ratings: T, H

M&S Rated

60,000 mileage warranty





# KENETICA TOURING A/S

KR217

PART #	SIZE	INDEX	SPEED RATING	O.D. (INCH)	S.W. (INCH)	MAX. LOAD (LBS.)	MAX (PSI)	RIM (INCH)	TREAD DEPTH (1/32")
217033	175/70R13	82	H	22.60	6.85	1047	44	5.0	10
217001	175/65R14	82	H	22.91	7.09	1047	44	5	10
217030	185/70R14	88	H	24.17	7.44	1235	44	5.5	10
217028	185/65R14	86	H	23.39	7.44	1168	44	5.5	10
217041	185/60R14	82	H	22.76	7.44	1047	44	5.5	10
217027	195/70R14	91	H	24.80	7.91	1356	44	6	10
217042	195/60R14	86	H	23.15	7.72	1168	44	6	10
217039	205/70R14	95	T	25.28	8.23	1521	44	6	10
217037	175/65R15	84	H	23.90	7.32	1102	44	5	10
217026	185/65R15	88	H	24.37	7.60	1235	44	5.5	10
217002	185/60R15	84	H	23.70	7.52	1102	44	5.5	10
217016	195/65R15	91	H	25.00	7.91	1356	44	6	10
217024	195/60R15	88	H	24.13	7.83	1235	44	6	10
217023	205/70R15	96	H	26.34	8.23	1565	44	6	10
217022	205/65R15	94	H	25.39	8.15	1477	44	6	10
217036	205/60R15	91	H	24.61	8.11	1356	44	6	10
217021	215/70R15	98	H	26.81	8.70	1653	44	6.5	10
217040	215/60R15	94	H	25.08	8.54	1477	44	6.5	10
217034	225/70R15	100	T	27.36	8.86	1764	44	6.5	10
217043	235/75R15 XL	109	T	28.74	9.33	2271	51	6.5	10
217038	205/70R16	97	T	27.24	8.15	1609	44	6	10
217004	205/65R16	95	H	26.38	8.11	1521	44	6	10
217003	205/60R16	92	H	25.63	8.15	1389	44	6	10
217018	205/55R16	91	H	24.84	8.31	1356	44	6.5	10
217035	215/70R16	100	H	27.80	8.62	1764	44	6.5	10
217017	215/65R16	98	H	26.93	8.70	1653	44	6.5	10
217014	215/60R16	95	H	26.14	8.58	1521	44	6.5	10
217032	225/70R16	103	H	28.43	8.98	1929	44	6.5	10
217012	225/65R16	100	H	27.44	8.86	1764	44	6.5	10
217019	225/60R16	98	H	26.54	8.82	1653	44	6.5	10
217020	235/65R16	103	H	27.95	9.45	1929	44	7	10
217029	235/60R16	100	H	27.01	9.45	1764	44	7	10
217005	215/65R17	99	H	27.99	8.62	1709	44	6.5	10
217011	215/60R17	96	H	27.17	8.70	1565	44	6.5	10
217031	215/55R17	94	H	26.22	8.78	1477	44	7	10
217006	215/50R17 XL	95	H	25.47	8.74	1521	51	7	10
217015	225/65R17	102	H	28.46	8.98	1874	44	6.5	10
217009	225/60R17	99	H	27.56	8.86	1709	44	6.5	10
217013	225/55R17	97	H	26.69	9.06	1609	44	7	10
217007	225/50R17	94	H	25.91	9.06	1477	44	7	10
217025	235/60R17	102	T	28.11	9.45	1874	44	7	10
217010	235/55R17	99	H	27.09	9.53	1709	44	7.5	10
217008	235/55R18	100	H	28.11	9.49	1764	44	7.5	10

# KR17 KENETICA

A touring tire designed to fit the needs of many drivers. The Kenetica KR17 offers dependability and safety at an incredible value. It's all-season tread pattern has excellent grip in a variety of harsh conditions, earning it an M&S rating. The random variable pitch tread arrangement significantly reduces noise and the high modulus, low shrinkage carcass enhances driving comfort.



UTQG: 500 A B

Series: 75, 70, 65

Sizes: 16, 15, 13

Speed Ratings: S, T

M&S Rated

50,000 mileage warranty



# KENETICA

KR17

PART #	SIZE	INDEX	SPEED RATING	O.D. (INCH)	S.W. (INCH)	MAX. LOAD (LBS.)	MAX (PSI)	RIM (INCH)	TREAD DEPTH (1/32")
170002	185/70R13	86	T	23.50	7.60	1168	44	5.5	10
170018	235/75R15	105	S	28.70	9.25	2039	44	6.5	10
170046	235/65R16	103	T	28.03	9.45	1929	44	7	10

# KR52 KLEVER S/T

The Kenda Klever S/T utilizes an asymmetrical tread design and advanced engineering to supply confident, all-season performance for vehicles requiring speed-rated technology. The Klever S/T is designed to provide a long tread life, maximum ride comfort and a balanced tire performance for snow and wet weather for a wide range of CUVs and light SUVs.



UTQG: 600 A A

Series: 70, 65, 60, 55, 50, 45

Sizes: 22, 20, 19, 18, 17, 16

Speed Ratings: H, T, V

M&S Rated

OWL available

60,000 mileage warranty





# KLEVER S/T

KR52

PART #	SIZE	INDEX	SPEED RATING	O.D. (INCH)	S.W. (INCH)	MAX. LOAD (LBS.)	MAX (PSI)	RIM (INCH)	TREAD DEPTH (1/32")	SIDE WALL
520013	215/70R16	100	H	27.87	8.70	1764	44	6.5	11	BSW
520012	225/70R16	103	H	28.43	8.98	1929	44	6.5	11	OWL
520009	235/70R16	106	H	28.98	9.45	2094	44	7	11	OWL
520010	235/70R16	106	H	28.98	9.45	2094	44	7	11	BSW
520001	225/65R17	102	H	28.40	9.17	1874	44	6.5	11	BSW
520018	225/60R17	99	H	27.64	9.37	1709	44	6.5	11	BSW
520002	235/65R17	108	V	28.98	9.69	2205	50	7	11	BSW
520003	235/65R17	108	T	28.98	9.69	2205	50	7	11	OWL
520017	235/60R17	102	H	28.11	9.45	1874	44	7	11	BSW
520011	245/70R17	110	T	30.55	9.76	2337	44	7	11	OWL
520007	245/65R17	111	T	29.53	9.76	2403	50	7	11	OWL
520008	245/65R17	111	H	29.53	9.76	2403	50	7	11	BSW
520006	265/65R17	112	T	30.55	10.70	2469	44	8	11	BSW
520005	235/65R18	106	T	30.00	9.69	2094	44	7	11	BSW
520004	235/60R18	107	V	28.98	9.69	2149	44	7	11	BSW
520030	235/55R18	100	V	28.15	9.65	1764	44	7.5	11	BSW
520022	235/50R18	97	H	27.24	9.65	1609	44	7.5	11	BSW
520016	245/60R18	105	H	29.57	9.76	2039	44	7	11	BSW
520015	255/65R18	111	T	31.06	10.24	2403	44	7.5	11	BSW
520019	255/55R18	109	V	29.02	10.43	2271	50	8	11	BSW
520014	265/60R18	110	V	30.51	10.91	2337	44	8	11	BSW
520033	225/55R19	99	V	28.78	9.17	1709	44	7	11	BSW
520020	235/55R19	105	V	29.17	9.65	2039	50	7.5	11	BSW
520034	235/50R19	99	V	28.31	9.65	1709	44	7.5	11	BSW
520027	245/55R19	103	H	29.65	9.96	1929	44	7.5	11	BSW
520025	255/60R19	109	H	31.02	10.43	2271	44	7.5	11	BSW
520021	255/50R19	107	V	29.09	10.43	2149	50	8	11	BSW
520028	235/55R20	102	H	30.16	9.65	1874	44	7.5	11	BSW
520023	245/50R20	102	V	29.61	9.96	1874	44	7.5	11	BSW
520032	255/55R20	107	H	31.02	10.43	2149	44	8	11	BSW
520029	255/50R20	109	V	30.00	10.98	2271	50	8	11	BSW
520035	255/45R20	105	H	29.09	10.04	2039	50	8.5	11	BSW
520024	265/50R20	107	V	30.39	10.91	2149	44	8.5	11	BSW
520026	275/55R20	113	H	31.89	11.34	2535	44	8.5	11	BSW
520031	285/45R22	114	V	32.09	11.22	2601	50	9.5	11	BSW

# KR15 KLEVER H/P

The Kenda Klever H/P is the SUV tire for you. The solid center rib provides great fuel economy and excellent handling capability. Siping around the tire provides grip without increasing noise levels. All of these manufacturing features create a safe, comfortable and quiet ride in any condition. The Kenda Klever H/P holds an M&S rating.


UTQG: 400 A A

Series: 75, 70, 65, 60

Sizes: 17, 16, 15

Speed Ratings: S, T

M&S Rated



# KLEVER H/P

KR15

PART #	SIZE	INDEX	SPEED RATING	O.D. (INCH)	S.W. (INCH)	MAX. LOAD (LBS.)	MAX (PSI)	RIM (INCH)	TREAD DEPTH (1/32")
150025	P205/75R15	97	T	27.13	7.99	1609	44	5.5	11
150007A	P225/70R15	100	S	27.50	9.00	1764	44	6.5	11
150008A	P235/70R15	103	S	28.00	9.40	1929	44	7	11
150009	P265/70R15	110	S	29.60	10.50	2337	44	8	12
150010	P215/70R16	100	S	27.90	8.74	1764	44	6.5	11
150018	P225/70R16	103	S	27.40	9.10	1929	44	6.5	11
150011	P235/70R16	106	S	29.00	9.40	2094	44	7	11
150012	P245/70R16	107	S	29.50	9.80	2150	44	7	11
150013	P255/70R16	109	S	30.10	10.20	2271	44	7.5	12
150022	P265/75R16	116	T	31.65	10.51	2756	44	7.5	12
150014	P265/70R16	112	S	30.70	10.60	2469	44	8	12
150017	P235/65R17	103	S	29.00	9.37	1929	44	7	11
150024	P235/60R17	102	T	28.11	9.45	1874	44	7	11
150023	P245/65R17	105	S	29.53	9.76	2039	44	7	11
150005	P275/65R17	115	S	31.10	10.90	2679	44	8	12
150024	P235/60R17	102	T	9.45	28.11	1874	44	7	11

# KR600 KLEVER H/T<sub>2</sub>

Kenda recognizes the need for a versatile and value-priced light truck tire for highway driving. We developed the Klever HT<sub>2</sub> at the Kenda American Technical Center in Akron, Ohio to provide a great ride with strong wet and snow performance for the light truck segment. Advanced modeling and compounding give the Klever HT<sub>2</sub> extreme durability allowing Kenda to offer a 50,000 mileage warranty on LTR sizes and 60,000 mileage warranty for P-metric sizes.



UTQG: 560 A B

Series: 85, 80, 75, 70, 65, 60, 45

Sizes: 22, 20, 18, 17, 16, 15

Speed Ratings: H, Q, R, T

Load Range: C, E, G

M&S Rated

OWL available

50,000 mileage warranty - LTR

60,000 mileage warranty - P-Metric



DRY TRACTION PERFORMANCE



WET TRACTION PERFORMANCE



ALL SEASON



LOW NOISE



TREAD WEAR



RIDE COMFORT



# KLEVER H/T<sub>2</sub>

KR600

PART #	SIZE	LOAD RANGE	INDEX	SPEED RATING	O.D. (INCH)	S.W. (INCH)	MAX. LOAD (LBS.)	MAX (PSI)	RIM (INCH)	TREAD DEPTH (1/32")	SIDE WALL
600015	P245/75R16		109	T	30.47	9.76	2271	44	7	13	BSW
600013	P265/70R16		111	T	30.63	10.94	2403	44	8	13	OWL
600016	P245/70R17		108	T	30.55	9.76	2205	44	7	13	OWL
600026	P255/70R17		110	T	31.10	10.24	2337	44	7.5	13	OWL
600014	P265/70R17		113	T	31.65	10.94	2535	44	8	13	OWL
600018	P265/65R17		110	T	30.55	10.71	2337	44	8	13	OWL
600027	P255/70R18		112	T	32.09	10.24	2469	44	7.5	13	OWL
600024	P265/70R18		114	T	32.52	10.71	2601	44	8	13	BSW
600023	P265/65R18		112	H	31.50	10.71	2469	44	8	13	OWL
600022	P265/60R18		109	H	30.51	10.71	2271	44	8	13	BSW
600017	P275/65R18		114	T	32.09	10.98	2601	44	8	13	BSW
600030	P275/60R20		115	H	32.95	10.83	26798	44	8	13	BSW
600019	285/45R22		114	H	32.09	11.22	2601	51	9.5	12	BSW
600029	185/60R15C	C	94/92	T	23.74	7.44	1477/1389	55	5.5	15	BSW
600007	LT215/85R16	E	115/112	R	30.43	8.78	2680/2470	80	6	15	BSW
600006	LT225/75R16	E	115/112	R	29.13	9.37	2680/2470	80	6	15	BSW
600004	LT235/85R16	E	120/116	Q	31.77	9.57	3042/2778	80	6.5	15	BSW
600028	LT235/85R16	G	126/123	Q	31.73	9.25	3415/3085	95	6.5	15	BSW
600003	LT245/75R16	E	120/116	R	30.47	10.04	3042/2778	80	7	15	BSW
600005	LT265/75R16	E	123/120	Q	31.50	11.18	3415/3085	80	7.5	15	OWL
600025	235/65R16C	E	121/119	R	28.03	9.45	3200/3000	83	7	13	BSW
600008	LT235/80R17	E	120/117	R	31.81	9.25	3085/2835	80	6.5	15	BSW
600009	LT245/75R17	E	121/118	R	31.50	9.76	3195/2910	80	7	15	BSW
600012	LT245/70R17	E	119/116	R	30.55	9.96	3000/2755	80	7	15	BSW
600001	LT265/70R17	E	121/118	R	31.65	10.75	3197/2910	80	8	15	OWL
600020	LT265/70R18	E	124/121	R	32.64	10.71	3525/3195	80	8	15	BSW
600011	LT275/70R18	E	125/122	R	33.19	11.10	3640/3305	80	8	15	OWL
600010	LT275/65R18	E	123/120	R	32.09	11.06	3415/3085	80	8	15	OWL
600021	LT265/60R20	E	121/118	R	32.36	10.71	3195/2910	80	8	15	BSW
600002	LT275/65R20	E	126/123	R	34.09	11.06	3750/3415	80	8	15	BSW

# KR05 KLEVER A/P

The Kenda Klever A/P offers a highway tread pattern great for those that need added protection, yet is constructed so that you don't have to sacrifice ride comfort. The large outer tread blocks and high-angle open shoulder grooves provide responsive and stable cornering capabilities for smooth and comfortable handling. The KR05 allows you to drive with peace of mind.




Series: 85, 75

Sizes: 16, 15

Load Range: C, E, G

3ply sidewall in select sizes\*

OWL available



# KLEVER A/P

KR05

PART #	SIZE	LOAD RANGE	INDEX	SPEED RATING	O.D. (INCH)	S.W. (INCH)	MAX. LOAD (LBS.)	MAX (PSI)	RIM (INCH)	TREAD DEPTH (1/32")	SIDE WALL
050008	30*9.50R15LT	C	104	Q	29.60	9.40	1984	50	7.5	14	OWL
050005	31*10.50R15LT	C	109	Q	30.50	10.70	2270	50	8.5	15	OWL
050001A	LT235/75R15	C	104/101	Q	29.00	9.30	1985/1820	50	6.5	14	BSW
050003*	LT235/85R16	G	126/123	Q	31.90	9.40	3750/3415	110	6.5	15	BSW
050004	LT235/85R16	E	120/116	Q	31.80	9.40	3085/2755	80	6.5	15	BSW
050017	LT225/75R16	E	115/112	Q	29.29	8.78	2680/2470	80	6	14	BSW
050016	LT245/75R16	E	120/116	Q	30.47	9.76	3085/2755	80	7	14	BSW
050020	LT265/75R16	E	123/120	Q	31.65	10.51	3415/3085	80	7.5	15	OWL
050020	LT265/75R16	E	123/120	Q	10.51	31.65	3415/3085	80	7.5	15	OWL

\*3ply sidewall available

# KR628 KLEVER A/T<sub>2</sub>

The Kenda Klever A/T<sub>2</sub> was developed to offer premium, all-terrain performance for the value-driven consumer. Designed at the Kenda American Technical Center in Akron, OH, this 2nd generation tire delivers a smooth, quiet ride without sacrificing traction. With strong durability, combining aggressive styling and an optimized tread design, the Klever A/T<sub>2</sub> is the right solution for SUV, light truck and 4x4 owners on the road, in the snow or in most off-road environments. The interlocking tread blocks offer great traction and are Kenda-optimized to produce exceptional on-road noise results. The Klever A/T<sub>2</sub> has a superior all-weather compound for Winter Snowflake (3PMSF) certification on all sizes. It offers a 50,000 mile limited warranty for LT applications and a 60,000 mile limited warranty for P-Metric/Metric fitments.

UTQG: 560 A B

Series: 85, 80, 75, 70, 65, 60, 55, 50

Sizes: 20, 18, 17, 16, 15

Load Range: E, C



3-Peak Mountain/  
Snowflake Certified



DRY TRACTION  
PERFORMANCE



WET TRACTION  
PERFORMANCE



ALL  
SEASON



TREAD WEAR



OFF ROAD



# KLEVER A/T<sub>2</sub>

KR628

PART #	SIZE	LOAD RANGE	INDEX	SPEED RATING	O.D. (INCH)	S.W. (INCH)	MAX. LOAD (LBS.)	MAX (PSI)	RIM (INCH)	TREAD DEPTH (1/32")	SIDE WALL
628024	235/75R15		108	T	28.86	9.25	2150	51	6.5	14	RBL
628001	235/70R16		108	T	28.98	9.45	2679	51	7	14	RBL
628027	245/75R16		111	T	30.47	9.76	2679	44	7	14	RBL
628026	245/70R16		107	T	29.53	9.76	2271	44	7	14	RBL
628037	255/70R16		115	T	30.08	10.24	3042	51	7.5	14	RBL
628020	265/75R16		116	T	31.65	10.51	2756	44	7.5	14	RBL
628025	265/70R16		112	T	30.63	10.71	3527	44	8	14	RBL
628038	235/75R17		109	T	30.87	9.25	3417	44	6.5	14	RBL
628031	245/70R17		114	T	30.55	9.76	2998	51	7	14	RBL
628030	245/65R17		111	T	29.53	9.76	2679	51	7	14	RBL
628040	255/75R17		115	T	32.05	10.04	3197	44	7	14	RBL
628032	255/70R17		112	T	30.08	10.24	2679	44	7.5	14	RBL
628034	265/70R17		155	T	31.60	10.40	2469	44	8	14	RBL
628029	265/65R17		116	T	30.55	10.71	2756	51	8	14	RBL
628022	285/70R17		117	T	32.76	11.50	3197	44	8.5	14	RBL
628035	255/70R18		113	T	30.08	10.24	3197	44	7.5	14	RBL
628036	265/70R18		116	T	30.63	10.71	3086	44	8	14	RBL
628021	265/65R18		114	T	31.54	10.71	2601	44	8	14	RBL
628028	265/60R18		114	T	30.51	10.71	3638	51	8	14	RBL
628023	275/65R18		116	T	32.09	10.98	2833	44	8	14	RBL
628039	275/60R20		115	T	32.99	10.98	4861	44	8	14	RBL
628033	275/55R20		117	T	31.89	11.18	2535	51	8.5	14	RBL
628003	33x12.50R15	C	108	R	32.52	12.52	2679	36	9	16	RBL
628006	LT225/75R16	E	115/112	S	29.13	9.17	2833	80	6	16	RBL
628015	LT235/85R16	E	120/116	R	31.73	9.25	2601	80	6.5	16	RBL
628009	LT245/75R16	E	120/116	S	30.47	9.76	2756	80	7	16	RBL
628002	LT265/75R16	E	123/120	S	31.65	10.51	3197	80	7.5	16	RBL
628005	LT285/75R16	E	126/123	R	32.83	11.30	3417	80	8	16	RBL
628007	LT235/80R17	E	120/117	R	31.81	9.25	3638	80	6.5	16	RBL
628016	LT245/70R17	E	119/116	S	30.55	9.76	2601	80	7	16	RBL
628013	LT265/70R17	E	121/118	S	31.50	10.40	3417	80	8	16	RBL
628008	LT285/70R17	E	121/118	S	32.76	11.50	2469	80	8.5	16	RBL
628004	LT315/70R17	E	121/118	S	34.41	12.72	2271	65	9.5	16	RBL
628010	LT265/70R18	E	124/121	S	32.64	10.71	3042	80	8	16	RBL
628019	LT275/70R18	E	125/122	S	33.19	10.98	2403	80	8	16	RBL
628018	LT275/65R18	E	123/120	S	32.09	10.98	2271	80	8	16	RBL
628011	LT285/65R18	E	125/122	S	32.56	11.50	2756	80	8.5	16	RBL
628017	LT265/60R20	E	121/118	S	32.52	10.71	2403	80	8	16	RBL
628014	LT275/65R20	E	126/123	S	32.09	10.98	3748	80	8	16	RBL
628012	LT275/60R20	E	123/120	R	32.99	10.98	3748	80	8	16	RBL

RBL = Raised Black Lettering



# KR28 KLEVER A/T

The Klever A/T was designed to deliver a smooth, quiet ride without sacrificing all-terrain traction because we know the majority of your time spent is on the road. The aggressive sidewall and unique tread design enables traction for all applications and conditions, giving an aggressive off-road look without sacrificing on-road comfort and performance. The Kenda Klever A/T's double steel-belted construction gives you long-lasting wear and uniformity and select sizes are constructed with a 3-ply sidewall to improve off-road durability and puncture protection.

UTQG: 660 A B


Series: 85, 80, 75, 70, 65, 60, 55, 50

Sizes: 20, 18, 17, 16, 15, 14

Load Range: C, D, E

3ply sidewall in select sizes\*

OWL & RWL available



# KLEVER A/T

KR28

PART #	SIZE	LOAD RANGE	INDEX	SPEED RATING	O.D. (INCH)	S.W. (INCH)	MAX. LOAD (LBS.)	MAX (PSI)	RIM (INCH)	TREAD DEPTH (1/32")	SIDE WALL
280050	P215/75R15		100	S	26.70	8.50	1764	44	6	12	BSW
280001	P225/75R15		102	S	28.86	9.25	1874	44	6	12	BSW
280034	P215/70R16		100	S	26.89	8.70	1764	44	6.5	12	OWL
280002	P235/70R16		106	S	29.02	9.37	2094	44	7	13	OWL
280003	P245/75R16		111	S	30.47	9.76	2403	44	7	13	BSW
280023	P245/70R16		107	S	29.53	9.76	2149	44	7	13	OWL
280004	P255/70R16		111	S	30.16	10.24	2402	44	7.5	13	BSW
280011	P265/75R16		116	S	31.65	10.51	2756	44	7.5	13	BSW
280010	P265/70R16		112	S	30.63	10.71	2469	44	8	13	BSW
280049	P235/75R17		108	S	30.90	9.25	2205	44	6.5	13	OWL
280005	P235/65R17		104	S	29.06	9.45	1984	44	7	13	BSW
280006	P245/70R17		110	S	30.55	9.76	2337	44	7	13	BSW
280007	P255/65R17		110	S	30.08	10.24	2337	44	7.5	13	OWL
280009	P265/70R17		115	S	30.63	10.71	2679	44	8	13	BSW
280008	P265/65R17		112	S	30.55	10.71	2469	44	8	13	BSW
280012	P285/70R17		117	S	32.76	11.50	2833	44	8.5	13	BSW
280044	P235/60R18		103	H	28.10	9.40	1929	44	7	8	OWL
280043	P275/65R18		116	S	32.10	10.90	2756	44	8	8	OWL
280058	P275/55R20		117	S	31.77	11.10	2833	50	8.5	13	RWL
280057	P305/50R20		120	S	31.97	12.52	3086	50	9.5	13	RWL
280015	27*8.50R14LT	C	95	Q	26.54	8.58	1521	44	7	16	BSW
280016	30*9.50R15LT	C	104	Q	29.53	9.45	1985	50	7.5	16	OWL
280017	31*10.50R15LT	C	109	Q	30.50	10.71	2270	50	8.5	16	OWL
280032	33*12.50R15LT	C	108	S	32.52	12.52	2205	35	10	16	OWL
280059	LT235/75R15	D	110/107	R	28.86	9.25	2335/2150	65	6.5	16	OWL
280018	LT215/85R16	E	115/112	Q	30.39	8.50	2680/2470	80	6	16	OWL
280019	LT225/75R16	E	115/112	Q	29.29	8.78	2680/2470	80	6	16	OWL
280030*	LT235/85R16	E	120/116	Q	31.80	9.30	3086/2756	80	6.5	16	OWL
280021	LT245/75R16	C	108/104	Q	30.47	9.60	2205/1984	50	7	16	OWL
280022	LT245/75R16	E	120/116	Q	30.47	9.60	3086/2756	80	7	16	OWL
280026*	LT245/75R16	E	120/116	Q	30.47	9.60	3086/2756	80	7	16	OWL
280013*	LT265/75R16	E	123/120	Q	31.65	10.51	3417/3086	80	7.5	16	OWL
280014	LT265/75R16	C	112/109	Q	31.65	10.51	2469/2271	50	7.5	16	OWL
280029*	LT265/75R16	C	112/109	Q	31.65	10.51	2469/2271	50	7.5	16	OWL
280040*	LT285/75R16	E	126/123	R	32.80	11.26	3748/3415	80	8	16	OWL
280041*	LT235/80R17	E	120/117	R	31.81	9.25	3085/2835	80	6.5	16	OWL
280025	LT245/75R17	E	121/118	Q	31.50	9.60	3197/2910	80	7	16	OWL
280027*	LT265/70R17	E	121/118	Q	31.70	10.70	3197/2910	80	8	16	OWL
280042*	LT285/70R17	E	121/118	R	32.80	11.65	3197/2910	80	8.5	16	OWL
280033*	LT315/70R17	E	121/118	Q	34.41	12.72	3195/2910	80	9.5	16	OWL
280052*	LT265/65R18	E	122/119	S	31.54	10.71	3307/2998	80	8	16	RWL
280060	LT275/80R18	E	128/125	Q	35.31	10.83	3968/3638	80	7.5	16	RWL
280031*	LT275/70R18	E	125/122	Q	33.18	10.94	3638/3307	80	8	16	OWL
280036*	LT275/65R18	E	123/120	Q	32.10	10.90	3417/3086	80	8	10	OWL
280053*	LT275/65R20	E	126/123	S	34.09	10.83	3750/3415	80	8	16	RWL
280056*	LT285/55R20	E	122/119	S	32.36	11.81	3305/3000	80	9	13	RWL
280054*	LT305/55R20	E	121/118	S	33.23	12.44	3195/2910	65	9.5	13	RWL

# KR601 KLEVER R/T

The Kenda Klever R/T was designed to conquer rough terrain without sacrificing the ride and comfort of an A/T tire. Combining our triple threat 3-ply sidewall for exceptional durability and an optimized tread design with a superior all-weather compound, makes the Klever R/T the right solution for 4x4 owners in the dirt or any off-road environment. On the road, the KR601 has exceptional wet traction, in addition to providing low road noise and strong winter performance. The Klever R/T is ready for snow and pinned for winter studs. Aggressively styled, strong upper sidewall tread blocks assist with typically difficult mud, sand and gravel environments while the construction provides long lasting wear.

Series: 80, 75, 70, 65, 55

Sizes: 22, 20, 18, 17, 16

Load Range: C, D, E, F

Studable

3ply sidewall all sizes

Stylized Black Sidewall



# KLEVER R/T

KR601

PART #	SIZE	LOAD RANGE	INDEX	SPEED RATING	O.D. (INCH)	S.W. (INCH)	MAX. LOAD (LBS.)	MAX (PSI)	RIM (INCH)	TREAD DEPTH (1/32")	SIDE WALL
601020	LT235/70R16	C	104/101	R	28.98	9.45	1985/1820	50	7	17	BSW
601018	33*10.50R17LT	E	121	R	32.76	10.47	3195	65	8.5	19	BSW
601015	35*10.50R17LT	D	121	R	34.76	10.47	3195	65	8.5	19	BSW
601012	33*12.50R17LT	E	120	R	32.76	12.45	3085	65	10	19	BSW
601002	35*12.50R17LT	E	121	R	34.76	12.90	3195	65	10	19	BSW
601006	LT235/80R17	E	120/117	R	32.05	9.47	3085/2835	80	6.5	17	BSW
601008	LT245/75R17	E	121/118	R	31.73	9.94	3195/2910	80	7	17	BSW
601003	LT265/70R17	E	121/118	R	31.89	10.83	3195/2910	80	8	17	BSW
601021	LT265/65R17	E	120/117	R	30.71	10.55	3085/2835	80	8	17	BSW
601001	LT285/70R17	E	121/118	R	32.99	11.62	3195/2910	80	8.5	17	BSW
601017	33*12.50R18LT	F	122	R	32.76	12.24	3305	80	10	19	BSW
601014	35*12.50R18LT	E	123	R	34.76	12.82	3415	65	10	19	BSW
601010	LT265/65R18	E	122/119	R	31.77	10.79	3305/3000	80	8	17	BSW
601004	LT275/70R18	E	125/122	R	33.43	11.22	3640/3525	80	8	17	BSW
601005	LT275/65R18	E	123/120	R	32.32	10.83	3415/3085	80	8	17	BSW
601009	33*12.50R20LT	F	119	R	32.76	12.06	3000	80	10	19	BSW
601007	35*12.50R20LT	F	125	R	34.76	12.50	3640	80	10	19	BSW
601011	LT275/55R20	E	120/117	R	32.13	10.73	3085/2835	80	8.5	17	BSW
601019	LT285/55R20	E	122/119	R	32.60	11.57	3305/3000	80	9	17	BSW
601016	33*12.50R22LT	F	114	R	32.76	12.08	2600	80	10	19	BSW
601013	35*12.50R22LT	F	121	R	34.76	12.08	3195	80	10	19	BSW



# KR29 KLEVER M/T

The Kenda Klever M/T is an excellent choice for off-road enthusiasts or individuals that require a high traction tire. The scalloped shoulder blocks are staggered to ensure improved traction in loose or soft surfaces, and the specially formulated chip and cut resistant, off-road tread compound is engineered for long life. Constructed with Kenda DESB® (debris ejecting, suction breaking) ridges, the Klever M/T ensures rocks, mud and debris are ejected and not caught between tread elements. The continuous shoulder sidewalls provide significant additional traction and extreme sidewall protection. Our full depth sipes in the tread blocks also ensure improved traction on wet and snow covered surfaces. Cut your own path with Kenda Klever M/T.




Series: 85, 75, 70, 65, 60

Sizes: 22, 20, 18, 17, 16, 15

Load Range: C, D, E

3ply sidewall in select sizes\*

OWL & RWL available





# KLEVER M/T

KR29

PART #	SIZE	LOAD RANGE	INDEX	SPEED RATING	O.D. (INCH)	S.W. (INCH)	MAX. LOAD (LBS.)	MAX (PSI)	RIM (INCH)	TREAD DEPTH (1/32")	SIDE WALL
290017	30*9.50R15LT	C	104	Q	29.53	9.45	1984	51	7.5	19	OWL
290001	31*10.50R15LT	C	109	Q	30.51	10.71	2270	50	8.5	19	OWL
290002	32*11.50R15LT	C	113	Q	31.54	11.42	2535	50	9	19	OWL
290013*	32*11.50R15LT	C	113	Q	31.54	11.42	2535	50	9	19	OWL
290015	33*12.50R15LT	C	108	Q	32.52	12.52	2205	36	10	19	OWL
290004	LT235/75R15	C	104/101	Q	28.86	9.25	1985/1820	50	6.5	19	OWL
290038	LT235/75R15	D	110/107	Q	28.86	9.25	2337/2150	65	6.5	19	OWL
290003	LT225/75R16	D	110/107	Q	29.37	8.78	2335/2150	65	6	19	OWL
290005	LT235/85R16	E	120/116	Q	31.81	9.45	3086/2756	80	6.5	19	OWL
290014*	LT235/85R16	E	120/116	Q	31.81	9.45	3086/2756	80	6.5	19	OWL
290006*	LT245/75R16	E	120/116	Q	30.55	9.84	3086/2756	80	7	19	OWL
290010*	LT265/75R16	E	123/120	Q	31.73	10.63	3417/3086	80	7.5	19	OWL
290011*	LT285/75R16	E	126/123	Q	32.83	11.42	3750/3415	80	8	19	OWL
290016*	35*12.50R17LT	E	121	Q	34.53	12.52	3197	65	10	19	OWL
290018*	LT245/70R17	E	119/116	Q	30.55	9.76	2998/2756	80	7	19	OWL
290007	LT255/75R17	C	111/108	Q	32.05	10.04	2405/2205	50	7	19	OWL
290008	LT265/70R17	E	121/118	Q	31.81	10.87	3197/2910	80	8	19	OWL
290009	LT265/70R17	C	112/109	Q	31.81	10.87	2469/2271	50	8	19	OWL
290012*	LT265/70R17	E	121/118	Q	31.81	10.87	3197/2910	80	8	19	OWL
290033*	35*12.50R18LT	E	123	Q	34.33	12.72	3415	65	10	19	RWL
290032*	LT275/70R18	E	125/122	Q	33.19	11.18	3640/3305	80	8	19	RWL
290035*	LT305/60R18	E	121/118	Q	32.28	12.20	3195/2910	65	9	13	RWL
290030*	33*12.50R20LT	E	114	Q	32.52	12.52	2600	65	10	19	RWL
290034*	35*12.50R20LT	E	121	Q	34.37	12.32	3195	65	10	19	RWL
290037*	LT275/65R20 K	E	126/123	Q	34.17	11.14	3750/3415	80	8	19	RWL
290036*	35*12.50R22LT	E	120	Q	34.53	12.52	3086	75	10	19	RWL

COLOR CODED LABEL EDGE

# KENDA

## KLEVER H/T 2 KR600

### STEEL BELTED RADIAL TUBELESS

COLOR CODED SPEED RATING

## LT265/70R17 E 121/118R OWL

### **WARNING**

Failure to comply with these mounting instructions can cause the bead to break and the assembly to burst with force sufficient to cause serious injury or death.

COLOR CODED PATTERN

#### TIRE MOUNTING PRECAUTIONS

1. Clean rim bead seat.
2. Lubricate tire beads and rim with approved rubber lubricant.

assigned to this tire is based on straight-ahead braking traction tests, and does not include acceleration, cornering, hydroplaning, or peak traction characteristics.

#### TEMPERATURE

The temperature grades are A (the highest), B, and C, representing the tire's resistance to the generation of heat and its ability to dissipate heat when tested under controlled conditions on a specified indoor laboratory test wheel. Sustained high temperature can cause the material of the tire to degenerate and reduce tire life, and excessive temperature can lead to sudden tire failure. The grade C corresponds to a level of performance which all passenger car tires must meet under the Federal Motor Safety Standard No. 109. Grades B and A represent higher levels of performance on the laboratory test wheel than the minimum required by law. Warning: The temperature grade for this tire is established for a tire that is properly inflated and not overloaded. Excessive speed, underinflation, or excessive loading, either separately or in combination, can cause heat buildup and possible tire failure.

MANUFACTURER EAN13 PRODUCT CODE



Made in Taiwan

6 DIGIT PART # PRODUCT CODE

# XXXXXX

## SPEED COLOR CODE

**H-RATED**

**V-RATED**

**Q-RATED**

**W-RATED**

**S-RATED**

**Y-RATED**

**T-RATED**

**Z-RATED**

**R-RATED**

## PATTERN COLOR CODE



**KR05**



**KR52**



**KR15**



**KR205**



**KR17**



**KR217**



**KR20A**



**KR400**



**KR28**



**KR600**



**KR29**



**KR601**



**KR30**



**KR628**

## AMERICAN KENDA RUBBER INDUSTRIAL CO., LTD. "KENDA USA"

THIS LIMITED WARRANTY APPLIES TO THE ORIGINAL PURCHASER OF ANY NEW KENDA PASSENGER RADIAL TIRE OR KENDA TIRES LIGHT TRUCK RADIAL TIRES BEARING THE DEPARTMENT OF TRANSPORTATION PRESCRIBED TIRE IDENTIFICATION NUMBERS AND MANUFACTURED AFTER 04/01/09. TIRES MANUFACTURED PRIOR TO THAT DATE MUST BE SUBMITTED TO COOPER TIRE FOR WARRANTY CONSIDERATION.

### WHAT IS COVERED AND FOR HOW LONG?

Kenda warrants to the original purchaser that, if a Kenda first quality tire becomes unserviceable due to an eligible adjustable condition during the tread life (defined below), the tire will be replaced with an equivalent new Kenda Tire. A replacement charge (defined below) will be required to obtain a replacement tire.

### OTHER THAN FIRST QUALITY TIRES

Kenda passenger car and light truck tires branded "BLEMISH" have the same warranty as first quality tires except for ride complaints and the appearance or other conditions which caused the tires to be classified as other than first quality.

### TREAD LIFE

When the tread becomes worn to 2/32" (1.6mm) anywhere on the tire (shown by tread wear indicators molded into the tread grooves), the tire is worn out and no replacement tire or other adjustment shall be available.

### REPLACEMENT CHARGE

The replacement charge will be determined by multiplying your original purchase price by the percentage of original tread worn from the tire. You must pay for mounting, balancing, and any other additional charges, such as State and Federal taxes and fees or the acceptance of a higher priced replacement tire.

### WHAT ISN'T COVERED

Adjustments will not be made for:

- A. Tires that become unserviceable due to:
  - 1. Conditions resulting from road hazard such as (A) impact damage, (B) cuts, (C) snags, or (D) punctures.
  - 2. Conditions resulting from (A) improper installation, (B) wheel misalignment, (C) tire/wheel assembly imbalance, (D) use on an improper rim (E) improper mounting or dismounting or (F) misapplication.
  - 3. Conditions resulting from consumer damage, such as (A) improper tire and vehicle maintenance, (D) misuse, abuse, (D) accident, (E) under inflation, (F) overloading, (G) failure to follow recommended rotation practices
  - 4. Ride complaints after the first 25% tread wear.
  - 5. Ride complaints on tires branded "Blemish".
  - 6. Use in any commercial, racing, or off-road applications.
  - 7. Ozone or weather checking on tires over (4) four years from date of manufacture.
  - 8. Continued use while being run flat or acute under-inflation.
  - 9. Tires stored improperly. or
- B. Tires that are:
  - 1. Worn unevenly and/or show a difference of 2/32" (1.6mm) between the grooves.
  - 2. Installed on any vehicle other than the vehicle on which they were first installed.
  - 3. Sold or adjusted outside the United States of America, the District of Columbia and Canada
  - 4. Acquired as "used" tires.
  - 5. Altered in any manner (additional siping, buffing, stud pin holes etc.)
  - 6. Worn to 2/32" (1.6mm) or more than 72 months old (based on date of purchase) whichever occurs first.
  - 7. Improperly repaired or with repairs not conforming to the Rubber Manufacturer's Association standards.

Tires branded "MALWEAR" or "NON-UNIF (Non-Uniform) or with any other branding are not covered under the Tread Wear Protection provided herein.

### REPLACEMENT WARRANTY

If you receive a replacement tire under the terms of this Warranty, the replacement tire will be covered by the Warranty then currently given by Kenda Tires for the replacement tire.

### WHERE TO GO FOR WARRANTY REPLACEMENT

See your Kenda Tires dealer-which can be found on the dealer locator on KendaTire.com. In the event you are unable to locate a Kenda Tires dealer, you can obtain assistance by contacting the Kenda Consumer Relations Department, telephone number 1-800-225 4714.

### CONDITIONS AND EXCLUSIONS

Any tire, no matter how well constructed, may fail in service or otherwise become unserviceable due to conditions beyond the control of the manufacturer. No Part of this Warranty is intended to be a representation by Kenda that tire failure may not occur.

## USED TIRES

Never purchase used tires! Previous usage may have damaged internal components. This damage may lead to sudden tire failure.

KENDA TIRES DISCLAIMS ANY LIABILITY FOR LOSS OF TIME, OR USE, INCONVENIENCE, OR ANY INCIDENTAL, INDIRECT, SPECIAL, EXEMPLARY OR CONSEQUENTIAL DAMAGES TO THE EXTENT PERMITTED BY LAW. THERE ARE NO WARRANTIES WHICH EXTEND BEYOND THE DESCRIPTION ON THE FACE HEREON.

Some states do not allow exclusion of incidental or consequential damages. As a result, this limitation or exclusion may not apply to you.

## CONSUMER RIGHTS

This Warranty gives you specific legal rights, and you may also have other rights that vary from state to state.

## OWNER'S OBLIGATION

When making a claim, you must return the tire to be replaced to your Kenda Tires dealer.

Proper vehicle and tire care is necessary to obtain the expected wear from a tire. It is your obligation to properly maintain your tires and the vehicle upon which they are mounted, including: (A) operating your tires at the inflation pressures recommended by the vehicle manufacturer, (B) keeping your tire/wheel assemblies in balance. (C) proper wheel alignment, and (D) rotation. You must check your tire's air pressure at least monthly and before long trips.

We recommend that you have your Kenda Tires dealer inspect your tires any time you notice irregular or uneven tread wear and rotate them, if necessary. Also, they should be inspected by your dealer any time your vehicle is brought in for service.

If buying tires via the internet, Kenda strongly advises consumers and end-users to only buy Kenda brand products from Authorized Online Retailers. If you purchase Kenda brand passenger or light truck tires from an online source not listed on kendatire.com, Kenda's product warranty will not be valid; You will need to address any warranty concerns directly with the unauthorized retailer.

## TREADWEAR LIMITED WARRANTY

For those qualifying brand tires listed in the product chart (see below), Kenda Tires will provide prorated credit towards the purchase of a comparable brand tire.

**You will be responsible for the prorated cost of a replacement tire, and also mounting and balancing costs, taxes and any other charges.**

The prorated cost of a replacement tire is determined as follows:

$(\text{Actual miles driven}) \div (\text{Amount of warranted miles}) \times (\text{Actual current dealer selling price})$

To qualify for this Treadwear Limited Warranty, the tire must meet all of the following conditions:

- Qualifies as an Eligible Tire.
- Is a model tire included in the product chart.
- Is driven no more than the warranted miles specified in the product chart.
- Is properly serviced and maintained, including periodic rotation.
- Tread is evenly worn down to the top of the treadwear indicator bars.
- Was installed no more than 60 months from the date of purchase.
- Has been used on road surfaces for which the tire is designed.
- Has not been used for commercial service.

A comparable Kenda brand tire is the same tire, or a tire of the same basic construction and quality, as the original tire, as determined by Kenda Tires.

## Mileage Warranties based on tire.

Ve zda UHP A/S.....KR400 .....	50,000
Ve zda Touring A/S.....KR205 .....	65,000
Ve zdaEco.....KR30 .....	60,000
Kenetica Touring A/S.....KR217 .....	60,000
Kenetica.....KR17 .....	50,000
Kle ver S/T.....KR52 .....	60,000
Kle ver H/T <sub>2</sub> .....KR600 .....	60,000 (p-metric) 50,000 (LTR)
Kle ver A/T <sub>2</sub> .....KR628 .....	60,000 (p-metric) 50,000 (LTR)



# **KENDA**

Designed for Your Journey

Kenda Tires USA  
7095 Americana Parkway  
Reynoldsburg, Ohio 43068  
866.536.3287

All technical info subject to change without notice

[Facebook.com/KendaTiresUSA](https://www.facebook.com/KendaTiresUSA)  
[Instagram.com/KendaTire](https://www.instagram.com/KendaTire)  
[YouTube.com/50kenda](https://www.youtube.com/50kenda)  
<http://automotive.kendatire.com>

Follow us on:



© 2020 American Kenda Rubber