

# ***DATA BOOK***

**SEPTEMBER 2022 EDITION** MICHELIN® PASSENGER AND LIGHT TRUCK TIRES

***PERFORMANCE THAT LASTS.  
THE HEART OF OUR BRAND.***

Performance made to last is a commitment. It is a commitment to bring our consumers safe and high-performing tires, no matter how many miles they are driven. Fueled by innovation and built with every consideration in mind, our comprehensive portfolio of passenger and light truck tires delivers confidence, control and peace of mind throughout the life of every tire.

From Ultra-High Performance to Touring to Winter and more, every tire we roll out maximizes capabilities and minimizes trade-offs. The result? Exceptional, consistent stopping power that eliminates weather worries and makes every stop count, even when worn. At Michelin, we are committed to going the extra mile – so our consumers can, too.



# TABLE OF CONTENTS

## Introduction

Michelin Warranties ..... 2

## Ultra-High Performance Sport

MICHELIN® Pilot® Sport 4 S ..... 6

MICHELIN® Pilot® Super Sport ..... 12

MICHELIN® Pilot® Sport PS2™ ..... 16

MICHELIN® Pilot® Sport 5 ..... 18

MICHELIN® Pilot® Sport 4 ..... 20

MICHELIN® Pilot® Sport 4 SUV ..... 24

MICHELIN® Pilot® Sport 3 ..... 28

MICHELIN® Latitude® Sport 3 ..... 30

MICHELIN® Latitude® Sport ..... 32

MICHELIN® Pilot® Sport All Season 4 ..... 34

MICHELIN® Pilot® Sport A/S 3+ ..... 38

MICHELIN® Pilot® Sport Cup 2 ..... 40

MICHELIN® Pilot® Sport Cup 2 R ..... 44

MICHELIN® Pilot® Sport Cup 2 Connect (240) ..... 46

MICHELIN® Pilot® Sport EV ..... 48

## Car, Minivan, Crossover and SUV

MICHELIN® CrossClimate®2 ..... 52

MICHELIN® Premier® All Season ..... 56

MICHELIN® Premier® LTX® ..... 58

MICHELIN® Defender®2 ..... 60

MICHELIN® Defender® T + H ..... 62

MICHELIN® Primacy® Tour A/S ..... 64

MICHELIN® Primacy® MXM4® ..... 66

MICHELIN® Primacy® All Season ..... 68

MICHELIN® Latitude® Tour HP™ ..... 70

MICHELIN® Energy™ Saver A/S ..... 72

MICHELIN® Primacy® 3 ..... 74

## Winter

MICHELIN® X-Ice® Snow ..... 78

MICHELIN® Pilot® Alpin® 5™ ..... 82

MICHELIN® Pilot® Alpin® 5™ SUV ..... 84

MICHELIN® Pilot® Alpin® PA4™ ..... 86

MICHELIN® Latitude® Alpin® LA2 ..... 88

## Pickup Truck, Large SUV and Van

MICHELIN® Defender® LTX® M/S ..... 92

MICHELIN® Agilis® CrossClimate® ..... 96

MICHELIN® LTX® A/T2 ..... 98

MICHELIN® Primacy® XC ..... 100

MICHELIN® LTX® M/S2 ..... 102

MICHELIN® Primacy® LTX® ..... 104

## Customer-Specific

MICHELIN® X® LT A/S ..... 108

MICHELIN® X® Tour A/S 2 ..... 110

MICHELIN® X® Tour A/S T + H ..... 112

## Tire Technologies

Glossary of Michelin Terms ..... 114

Tire Tips ..... 116

How to Read a Sidewall ..... 117

Important Product Information ..... 118

## Speed Symbols and Maximum Speeds<sup>1</sup>

Q : 100 mph | R : 106 mph | S : 112 mph | T : 118 mph | U : 124 mph | H : 130 mph  
 V : 149 mph | W : 168 mph | Y : 186 mph | Z : 149 mph + | (Y) : 186 mph +

<sup>1</sup>Exceeding the safe, legal speed limit is neither recommended nor endorsed.

Note: All comparisons in the 2022 Michelin Data Book are among MICHELIN® tires of the same segment type unless specified otherwise.

# MICHELIN WARRANTIES

All our warranties are designed to give your customers peace of mind.

## Ultra-High Performance Sport Tires

TIRE NAME	SPEED RATING	TYPE	LIMITED WARRANTY
Pilot® Sport A/S 3+	H, V, W, Y	All-Season	45K
Pilot® Sport A/S 3+	(Y)	All-Season	30K
Pilot® Sport All Season 4	Y	All-Season	45K
Pilot® Sport All Season 4	(Y)	All-Season	30K
Pilot® Sport 4 S	Y, (Y)	Summer	30K
Pilot® Sport 4	V, W, Y, (Y)	Summer	20K
Pilot® Sport 4 SUV	H, V, W, Y	Summer	20K
Pilot® Sport 3	V, W, Y, (Y)	Summer	20K
Pilot® Sport PS2™	Y, (Y)	Summer	20K
Pilot® Sport 5	Y	Summer	30K
Pilot® Super Sport	Y, (Y)	Summer	30K
Pilot® Sport EV	V, W, Y	Summer	20K
Latitude® Sport 3	H, V, W, Y	Summer	20K
Latitude® Sport	V, W, Y	Summer	20K



### 60-DAY SATISFACTION GUARANTEE

If you're not 100% satisfied, bring your tires and original sales receipt back to the place of purchase within 60 days for a new set of tires<sup>1,2</sup>.

### 3-YEAR ROADSIDE ASSISTANCE

Program includes flat tire changeout, fluid delivery (gas, water, etc.), lockout service and battery jump start<sup>1,2</sup>.

### LIMITED MILEAGE WARRANTY

MICHELIN® passenger and light truck tires are covered by a limited warranty for treadwear<sup>1,4,5</sup>.

## Car/Minivan/Crossover/SUV Tires

TIRE NAME	SPEED RATING	TYPE	LIMITED WARRANTY
Defender®2	H	All-Season	80K
Defender® T + H	H	All-Season	80K
Energy™ Saver A/S	S, T, H	All-Season	65K
Energy™ Saver A/S	V	All-Season	55K
Energy™ Saver A/S	R	All-Season	50K
CrossClimate®2	H, V	All-Season	60K
Premier® LTX®	T, H, V	All-Season	60K
Primacy® MXM4®	T, H, V	All-Season	60K
Premier® All Season	H, V	All-Season	60K
Primacy® All Season	T, H, V	All-Season	55K
Primacy® All Season	H, V, W, Y	All-Season	45K
Primacy® MXM4®	H, V	All-Season	55K
Primacy® MXM4®	W	All-Season	45K
Latitude® Tour HP™	H, V	All-Season	55K
Latitude® Tour HP™	W	All-Season	45K
Pilot® MXM4®	H, V	All-Season	50K
Primacy® 3	V, W, Y	Summer	35K
Primacy® 3	H, V, W, Y	Summer	30K
Primacy® 4	V	Summer	45K
Primacy® 4	W, Y	Summer	35K
Primacy® MXM4® ZP	H, V	All-Season	30K
Primacy® Tour A/S	H, V	All-Season	55K
Primacy® Tour A/S	W	All-Season	45K
Primacy® Tour A/S ZP	V	All-Season	30K
Primacy® 3 ZP	H, V, W, Y	Summer	30K
Primacy® HP ZP	V, W, Y	Summer	30K

## MILEAGE WARRANTY CONDITIONS AND LIMITATIONS

### DOT-Approved Competition Tires

DOT-approved competition tires are excluded (e.g., MICHELIN® Pilot® Sport Cup 2 tires).

### Light Truck Commercial Tires

Tires intended for commercial use on light truck and cargo vans are excluded (e.g., MICHELIN® Agilis® CrossClimate® tires).

### Split Fitments

Some vehicles come from the vehicle manufacturer with split fitments – meaning different sizes of tires on the front and rear axles. Because these tires cannot be rotated as recommended by Michelin, the mileage warranty on each rear tire will cover half the number of miles as the standard mileage warranty for that particular tire design.

#### EXAMPLE: 2008 BMW® M3

MICHELIN® Pilot® Sport PS2™ with 20,000-mile limited warranty.  
Front: 245/40R18 (20,000 miles) Rear: 265/40R18 (10,000 miles)



### Winter Tires

TIRE NAME	SPEED RATING	TYPE	LIMITED WARRANTY
X-Ice® Snow	T, H	Winter	40K
X-Ice® Xi3 ZP	H	Winter	30K
Latitude® Alpin®	H, V	Winter	25K
Latitude® Alpin® LA2	H, V	Winter	25K
Pilot® Alpin® 5*	H, V	Winter	30K
Pilot® Alpin® 5* SUV	H, V	Winter	30K
Pilot® Alpin® PA4†	H, V, W	Winter	30K

### Customer-Specific Tires

TIRE NAME	SPEED RATING	TYPE	LIMITED WARRANTY
X® Tour A/S 2	H	All-Season	80K
X® Tour A/S	H	All-Season	80K
X® LT A/S	T, H	All-Season	70K
X® LT A/S	R	All-Season	50K

### Pickup Truck/Large SUV/Van Tires

TIRE NAME	SPEED RATING	TYPE	LIMITED WARRANTY
Defender® LTX® M/S	T, H	All-Season	70K
Defender® LTX® M/S	R	All-Season	50K
LTX® M/S2	T, H	All-Season	70K
LTX® M/S2	R	All-Season	50K
LTX® A/T2	R, S, T	All-Season	60K
Primacy® LTX®	T	All-Season	55K
Primacy® XC	T, H	All-Season	55K
Primacy® XC	R	All-Season	40K

\*Certain conditions and limitations apply. See MICHELIN® Tires Owner's Manual for complete description and details.

†Original equipment tires are excluded.

‡Consumer is responsible for cost of delivered goods.

§Excludes DOT-approved competition tires (e.g., MICHELIN® Pilot® Sport Cup 2 tires). Mileage warranties vary by tire line. See your tire retailer or [www.MichelinMan.com](http://www.MichelinMan.com) for more details on specific mileage warranties, including those for split fitments.

¶The MICHELIN® Promise Plan® is designed for replacement tire purchases. MICHELIN® tires that come as Original Equipment on model year 2011 – 2017 vehicles will be covered by a limited warranty for treadwear.

### Zero Pressure

**ZP** (Zero Pressure) tires have the same mileage warranty as the standard tire line they are part of, not to exceed 30,000 miles.

#### EXAMPLES:

MICHELIN® Pilot® Sport PS2® – 20,000 miles

MICHELIN® Pilot® Sport PS2® (ZP) – 20,000 miles

MICHELIN® Pilot® Sport A/S 3+ – 45,000 miles

MICHELIN® Pilot® Sport A/S 3+ (ZP) – 30,000 miles

**PAX**® System tires are covered by a 36,000-mile limited warranty.

### Winter Tires

To maintain coverage under the limited warranty for treadwear, MICHELIN® Winter tires require documentation of the timing of the installation and removal of the tires each winter. Winter is defined as the period beginning no earlier than September 1 of a given year and ending no later than April 30 of the following year.

NOTE: Certain conditions and limitations apply. See the MICHELIN® Tires Owner's Manual for complete description and details.



The thrill of a spirited drive. At Michelin, we understand the pulse-quickenning pursuit of the ultra-high performance vehicle owner. That's why the discoveries we glean in competition quickly find their way into the development of our Ultra-High Performance (UHP) MICHELIN® Pilot® series tires. MICHELIN® tires have captured the 24 Hours of Le Mans title for 25 consecutive years and have claimed more wins at the Twelve Hours of Sebring and Petit Le Mans than any other tire manufacturer. Michelin is the Official Tire of IMSA, and, since 2019, has set more than 140 track records. Expect owners of high performance sports cars to continue looking to the winner: Michelin.

# ULTRA-HIGH PERFORMANCE SPORT

Tires that deliver the thrill of driving to owners of the world's top sports and performance cars.

## KEY ULTRA-HIGH PERFORMANCE SPORT TIRE LINES

Use this chart to help your customers find the right tires for their specific needs.

Ultra-High Performance Sport	Wear	Efficiency	Handling	Braking	Comfort
MICHELIN® Pilot® Sport 4 S	8	8	9	9	8
MICHELIN® Pilot® Super Sport	8	7	9	8	8
MICHELIN® Pilot® Sport PS2™	7	7	8	7	7
MICHELIN® Pilot® Sport 5	8	9	8	8	8
MICHELIN® Pilot® Sport 4	7	9	8	8	8
MICHELIN® Pilot® Sport 4 SUV	7	9	8	8	8
MICHELIN® Pilot® Sport 3	7	7	7	7	7
MICHELIN® Latitude® Sport 3	7	7	7	7	7
MICHELIN® Latitude® Sport	6	7	8	7	6
MICHELIN® Pilot® Sport All Season 4	10	8	8	8	9
MICHELIN® Pilot® Sport A/S 3+	10	8	8	7	9
MICHELIN® Pilot® Sport Cup 2	5	6	10	10	4
MICHELIN® Pilot® Sport Cup 2 R	2	3	10	10	4
MICHELIN® Pilot® Sport Cup 2 Connect (240)	5	6	10	10	4
MICHELIN® Pilot® Sport EV	7	10	9	8	8



MICHELIN®

**Pilot® Sport 4 S**

Genuine passion. Exceptional drives. Derived from the legendary MICHELIN® Pilot® Super Sport tire, there is a new #1 in max performance Summer tires.



SUMMER



**The maximum combined performance. First in dry lap time<sup>1</sup>. First in dry braking<sup>2</sup>. First in wet lap time<sup>3</sup>. First in wet braking<sup>4</sup>.**

Fall in love with your car's untapped potential with the best max performance tire. Our Dynamic Response Technology continuously adapts to the road for ultra-precise steering, outstanding cornering power and remarkably good treadlife for a Summer tire. And our revolutionary Multi-Compound Construction delivers unmatched levels of dry and wet grip exactly where you need it.

**Experience added miles of exhilarating drives with 9% better treadlife than the MICHELIN® Pilot® Super Sport tire<sup>5</sup>.**

MICHELIN® Total Performance™ overcomes the usual trade-off of wear for grip to deliver both incredible traction and improved treadlife.

**Premium design and rim protector.**

Our Premium Touch finish provides a dark velvet effect on the external sidewall, while a deep rim protector guards against light wheel damage.

**Acclaimed by premium car manufacturers.**

Homologated by Mercedes-AMG and Ferrari®.

<sup>1</sup>Based on internal dry circuit lap time tests comparing the MICHELIN® Pilot® Sport 4 S tire (39.25 sec. avg. lap time) versus the Bridgestone® Potenza™ S-04 Pole Position™ (40.70 sec. avg. lap time), Continental® ExtremeContact™ Sport (40.03 sec. avg. lap time), Pirelli® P ZERO™ (PZ4) (40.24 sec. avg. lap time) and Goodyear® Eagle® F1 Asymmetric 3 (40.44 sec. avg. lap time) tires in size 235/35ZR19 91Y using a 2015 BMW® 328i. Actual on-road results may vary.

<sup>2</sup>Based on internal dry braking tests from 60 MPH to 0 MPH comparing the MICHELIN® Pilot® Sport 4 S tire (106.0 ft. avg. stopping distance) versus the Bridgestone® Potenza™ S-04 Pole Position™ (119.4 ft. avg. stopping distance), Continental® ExtremeContact™ Sport (115.9 ft. avg. stopping distance), Pirelli® P ZERO™ (PZ4) (118.3 ft. avg. stopping distance) and Goodyear® Eagle® F1 Asymmetric 3 (115.2 ft. avg. stopping distance) tires in size 235/35ZR19 91Y using a 2015 BMW® 328i. Actual on-road results may vary.

<sup>3</sup>Based on internal wet circuit lap time tests comparing the MICHELIN® Pilot® Sport 4 S tire (37.23 sec. avg. lap time) versus the Bridgestone® Potenza™ S-04 Pole Position™ (38.65 sec. avg. lap time), Continental® ExtremeContact™ Sport (38.87 sec. avg. lap time), Pirelli® P ZERO™ (PZ4) (39.42 sec. avg. lap time) and Goodyear® Eagle® F1 Asymmetric 3 (38.52 sec. avg. lap time) tires in size 235/35ZR19 91Y using a 2015 BMW® 328i. Actual on-road results may vary.

<sup>4</sup>Based on internal wet braking tests from 50 MPH to 0 MPH comparing the MICHELIN® Pilot® Sport 4 S tire (97.0 ft. avg. stopping distance) versus the Bridgestone® Potenza™ S-04 Pole Position™ (112.6 ft. avg. stopping distance), Continental® ExtremeContact™ Sport (108.5 ft. avg. stopping distance), Pirelli® P ZERO™ (PZ4) (112.9 ft. avg. stopping distance) and Goodyear® Eagle® F1 Asymmetric 3 (108.4 ft. avg. stopping distance) tires in size 235/35ZR19 91Y using a 2015 BMW® 328i. Actual on-road results may vary.

<sup>5</sup>Based on commissioned third-party testing conducted by DEKRA at the DEKRA Test Center in Narbonne, France, versus the MICHELIN® Pilot® Super Sport tire in size 255/35ZR19 using a 2015 Audi® A4, 2.0 TDI, FWD. Actual on-road results may vary.





## MICHELIN® Pilot® Sport 4 S

Tire Size	Service Description	Technology	Other	Limited Warranty	Side-wall	MSPN	Rim Width Range (inches)	Section Width on Measuring Rim Width (inches)	Overall Diameter (inches)	Tread Depth (in/32nds)	Rev/Mile @45 mph	Max Load Single (lbs@psi)	UTQG	O.E. Fitments
215/45ZR17/XL	(91Y)			30K	BSW	20896	7 - 8	8.4 on 7	24.7	9.5	844	1356@50	300/AA/A	
225/45ZR17/XL	(94Y)			30K	BSW	68968	7 - 8.5	8.9 on 7.5	25	9.5	833	1477@50	300/AA/A	
235/45ZR17/XL	(97Y)			30K	BSW	30110	7.5 - 9	9.3 on 8	25.4	9.5	821	1609@50	300/AA/A	
245/40ZR17/XL	(95Y)			30K	BSW	63006	8 - 9.5	9.8 on 8.5	24.7	9.5	841	1521@50	300/AA/A	
245/45ZR17/XL	(99Y)			30K	BSW	08090	7.5 - 9	9.6 on 8	25.7	9.5	810	1709@50	300/AA/A	
265/40ZR17/XL	(100Y)			30K	BSW	68363	9 - 10.5	10.7 on 9.5	25.4	9.5	821	1764@50	300/AA/A	
215/35ZR18/XL	(84Y)			30K	BSW	32617	7 - 8.5	8.6 on 7.5	23.9	9.5	870	1102@50	300/AA/A	
225/40ZR18/XL	(92Y)			30K	BSW	02717	7.5 - 9	9.1 on 8	25.1	9.5	829	1389@50	300/AA/A	
225/40ZR18/XL	(92Y)			30K	BSW	93158	7.5 - 9	9.1 on 8	25.1	9.5	829	1389@50	300/AA/A	TOY
225/45ZR18/XL	(95Y)			30K	BSW	31753	7 - 8.5	8.9 on 7.5	25.9	9.5	802	1521@50	300/AA/A	
225/50ZR18/XL	(99Y)			30K	BSW	73606	6 - 8	9.2 on 7	26.9	9.5	774	1709@50	300/AA/A	
235/40ZR18/XL	(95Y)			30K	BSW	38754	8 - 9.5	9.5 on 8.5	25.4	9	819	1521@50	300/AA/A	FOR
235/40ZR18/XL	(95Y)			30K	BSW	43847	8 - 9.5	9.5 on 8.5	25.4	9.5	819	1521@50	300/AA/A	
235/45ZR18/XL	(98Y)			30K	BSW	31139	7.5 - 9	9.3 on 8	26.3	9.5	790	1653@50	300/AA/A	
235/50ZR18/XL	(101Y)			30K	BSW	39562	6.5 - 8.5	9.7 on 7.5	27.3	9.5	762	1819@50	300/AA/A	
245/35ZR18/XL	(92Y)			30K	BSW	76950	8 - 9.5	9.8 on 8.5	24.8	9.5	840	1389@50	300/AA/A	
245/40ZR18/XL	(97Y)			30K	BSW	37666	8 - 9.5	9.8 on 8.5	25.7	9.5	809	1609@50	300/AA/A	
245/45ZR18/XL	(100Y)			30K	BSW	03481	7.5 - 9	9.6 on 8	26.7	9.5	780	1764@50	300/AA/A	
255/35ZR18/XL	(94Y) TPC			30K	BSW	80270	8.5 - 10	10.2 on 9	25	8.5	832	1477@50	300/AA/A	CAD
255/35ZR18/XL	(94Y)			30K	BSW	27579	8.5 - 10	10.2 on 9	25	9.5	832	1477@50	300/AA/A	
255/40ZR18/XL	(99Y)			30K	BSW	98512	8.5 - 10	10.2 on 9	26	9.5	799	1709@50	300/AA/A	
255/45ZR18/XL	(103Y)			30K	BSW	65974	8 - 9.5	10 on 8.5	27.1	9.5	769	1929@50	300/AA/A	
265/35ZR18/XL	(97Y)			30K	BSW	53791	9 - 10.5	10.7 on 9.5	25.3	9.5	822	1609@50	300/AA/A	
265/40ZR18/XL	(101Y)			30K	BSW	85587	9 - 10.5	10.7 on 9.5	26.3	9.5	790	1819@50	300/AA/A	
275/35ZR18/XL	(99Y) TPC			30K	BSW	25603	9 - 11	10.9 on 9.5	25.6	9	814	1709@50	300/AA/A	CAD
275/35ZR18/XL	(99Y)			30K	BSW	00795	9 - 11	10.9 on 9.5	25.6	9.5	814	1709@50	300/AA/A	
285/30ZR18/XL	(97Y)			30K	BSW	11020	9.5 - 10.5	11.4 on 10	24.8	9.5	840	1609@50	300/AA/A	
285/35ZR18/XL	(101Y)			30K	BSW	12182	9.5 - 11	11.4 on 10	25.9	9.5	804	1819@50	300/AA/A	
285/40ZR18/XL	(105Y)			30K	BSW	79631	9.5 - 11	11.4 on 10	27	9.5	771	2039@50	300/AA/A	
295/30ZR18/XL	(98Y)			30K	BSW	74446	10 - 11	11.8 on 10.5	25	9.5	832	1653@50	300/AA/A	
295/45ZR18/XL	(112Y)			30K	BSW	29538	9.5 - 11	11.6 on 10	28.5	9.5	731	2469@50	300/AA/A	
225/35ZR19/XL	(88Y)			30K	BSW	12877	7.5 - 9	9.1 on 8	25.2	9.5	824	1235@50	300/AA/A	
225/35ZR19/XL	88Y	ZP		30K	BSW	41359	7.5 - 9	9.1 on 8	25.2	9.5	824	1235@50	300/AA/A	
225/40ZR19/XL	(93Y)			30K	BSW	91762	7.5 - 9	9.1 on 8	26.1	9.5	797	1433@50	300/AA/A	
225/40R19/XL	93Y *			30K	BSW	96232	7.5 - 9	9.1 on 8	26.1	9.5	797	1433@50	300/AA/A	BMW
225/45ZR19/XL	(96Y)			30K	BSW	01983	7 - 8.5	8.9 on 7.5	27	9.5	771	1565@50	300/AA/A	
235/35ZR19/XL	(91Y) MO1			30K	BSW	85776	8 - 9.5	9.5 on 8.5	25.5	9.5	817	1356@50	300/AA/A	MB
235/35ZR19/XL	(91Y)			30K	BSW	10221	8 - 9.5	9.5 on 8.5	25.5	9.5	817	1356@50	300/AA/A	
235/40ZR19/XL	(96Y) NAO			30K	BSW	37675	8 - 9.5	9.5 on 8.5	26.4	9	787	1565@50	300/AA/A	POR
235/40ZR19/XL	(96Y)			30K	BSW	05800	8 - 9.5	9.5 on 8.5	26.4	9.5	787	1565@50	300/AA/A	

Ultra-High  
Performance Sport

Continued ►

Refer to the Important Product Information section at the back of the book.

## MICHELIN® Pilot® Sport 4 S

Tire Size	Service Description	Technology	Other	Limited Warranty	Side-wall	MSPN	Rim Width Range (inches)	Section Width on Measuring Rim Width (inches)	Overall Diameter (inches)	Tread Depth (in/32nds)	Rev/ Mile @45 mph	Max Load Single (lbs@psi)	UTQG	O.E. Fit-ments
245/30ZR19/XL	(89Y)			30K	BSW	29621	8 - 9	9.8 on 8.5	24.8	9.5	837	1279@50	300/AA/A	
245/30ZR19/XL	89Y	ZP		30K	BSW	99952	8 - 9	9.8 on 8.5	24.8	9.5	837	1279@50	300/AA/A	
245/35ZR19	(89Y) TPC	ZP		30K	BSW	27439	8 - 9.5	9.8 on 8.5	25.8	8.5	807	1279@51	300/AA/A	GM
245/35ZR19/XL	(93Y) HN			30K	BSW	35860	8 - 9.5	9.8 on 8.5	25.8	9	807	1433@50	300/AA/A	HYN
245/35ZR19/XL	(93Y) *			30K	BSW	83033	8 - 9.5	9.8 on 8.5	25.8	9	807	1433@50	300/AA/A	BMW
245/35ZR19/XL	(93Y)			30K	BSW	03744	8 - 9.5	9.8 on 8.5	25.8	9.5	807	1433@50	300/AA/A	
245/40ZR19	94Y TPC	ZP		30K	BSW	80837	8 - 9.5	9.8 on 8.5	26.7	9	778	1477@51	300/AA/A	CAD
245/40ZR19/XL	(98Y)			30K	BSW	25373	8 - 9.5	9.8 on 8.5	26.7	9.5	778	1653@50	300/AA/A	
255/30ZR19/XL	(91Y)			30K	BSW	10080	8.5 - 9.5	10.2 on 9	25.1	9.5	829	1356@50	300/AA/A	
255/30ZR19/XL	91Y	ZP		30K	BSW	38029	8.5 - 9.5	10.2 on 9	25.1	9.5	829	1356@50	300/AA/A	
255/35ZR19	(92Y)			30K	BSW	09133	8.5 - 10	10.2 on 9	26	9.5	799	1389@51	300/AA/A	LEX
255/35ZR19/XL	(96Y) *			30K	BSW	97665	8.5 - 10	10.2 on 9	26	9	799	1565@50	300/AA/A	BMW
255/35ZR19/XL	(96Y)			30K	BSW	66901	8.5 - 10	10.2 on 9	26	9.5	799	1565@50	300/AA/A	
255/35ZR19/XL	96Y *			30K	BSW	94916	8.5 - 10	10.2 on 9	26	9.5	799	1565@50	300/AA/A	BMW
255/40ZR19/XL	(100Y)			30K	BSW	78074	8.5 - 10	10.2 on 9	27.1	8.5	769	1764@50	300/AA/A	FOR
255/40ZR19/XL	(100Y)			30K	BSW	12150	8.5 - 10	10.2 on 9	27.1	9.5	769	1764@50	300/AA/A	
265/30ZR19/XL	(93Y)			30K	BSW	08161	9 - 10	10.7 on 9.5	25.3	9	822	1433@50	300/AA/A	HON
265/30ZR19/XL	(93Y)			30K	BSW	79569	9 - 10	10.7 on 9.5	25.3	9.5	822	1433@50	300/AA/A	
265/35ZR19/XL	(98Y)			30K	BSW	87309	9 - 10.5	10.7 on 9.5	26.3	9.5	790	1653@50	300/AA/A	
265/40ZR19/XL	(102Y) MO1			30K	BSW	14885	9 - 10.5	10.7 on 9.5	27.3	9.5	760	1874@50	300/AA/A	MB
275/30ZR19/XL	(96Y)			30K	BSW	52157	9 - 10	10.9 on 9.5	25.6	9.5	814	1565@50	300/AA/A	
275/35ZR19/XL	(100Y) TPC			30K	BSW	72274	9 - 11	10.9 on 9.5	26.6	9	783	1764@50	300/AA/A	CAD
275/35ZR19/XL	(100Y) TPC	Acoustic		30K	BSW	24809	9 - 11	10.9 on 9.5	26.6	9	783	1764@50	300/AA/A	CAD
275/35ZR19/XL	(100Y)			30K	BSW	10078	9 - 11	10.9 on 9.5	26.6	9.5	783	1764@50	300/AA/A	
275/35ZR19/XL	(100Y) *			30K	BSW	21325	9 - 11	10.9 on 9.5	26.6	9.5	783	1764@50	300/AA/A	BMW
275/35ZR19	(96Y)			30K	BSW	10071	9 - 11	10.9 on 9.5	26.6	9.5	783	1565@51	300/AA/A	LEX
275/40ZR19/XL	(105Y)			30K	BSW	21747	9 - 11	10.9 on 9.5	27.7	8.5	751	2039@50	300/AA/A	FOR
285/30ZR19/XL	(98Y)			30K	BSW	14185	9.5 - 10.5	11.4 on 10	25.8	9.5	807	1653@50	300/AA/A	
285/35ZR19/XL	(103Y)			30K	BSW	79871	9.5 - 11	11.4 on 10	26.9	9.5	774	1929@50	300/AA/A	
295/25ZR19/XL	(94Y)			30K	BSW	50499	10 - 11	11.8 on 10.5	24.8	9.5	837	1477@50	300/AA/A	
295/30ZR19/XL	(100Y)			30K	BSW	20617	10 - 11	11.9 on 10.5	26	9.5	799	1764@50	300/AA/A	
295/35ZR19/XL	(104Y) MO1			30K	BSW	10165	10 - 11.5	11.9 on 10.5	27.1	9.5	767	1984@50	300/AA/A	MB
305/30ZR19/XL	(102Y) TPC			30K	BSW	58841	10.5 - 11.5	12.3 on 11	26.3	9	792	1874@50	300/AA/A	CAD
305/30ZR19/XL	(102Y)			30K	BSW	10365	10.5 - 11.5	12.3 on 11	26.3	9.5	792	1874@50	300/AA/A	
315/30ZR19/XL	(104Y)			30K	BSW	31084	10.5 - 11.5	12.6 on 11	26.5	9.5	785	1984@50	300/AA/A	
325/30ZR19/XL	(105Y)			30K	BSW	54332	11 - 12	13 on 11.5	26.7	9.5	778	2039@50	300/AA/A	
355/30ZR19/XL	(110Y)			30K	BSW	83054	12 - 13	14.2 on 12.5	27.4	9.5	758	2337@50	300/AA/A	
215/45ZR20/XL	(95Y)			30K	BSW	53023	7 - 8	8.4 on 7	27.6	9.5	753	1521@50	300/AA/A	
225/35ZR20/XL	(90Y)	ZP		30K	BSW	14056	7.5 - 9	9.1 on 8	26.2	9.5	793	1323@50	300/AA/A	
225/35ZR20/XL	(90Y)			30K	BSW	33095	7.5 - 9	9.1 on 8	26.2	9.5	793	1323@50	300/AA/A	

## MICHELIN® Pilot® Sport 4 S

Tire Size	Service Description	Technology	Other	Limited Warranty	Side-wall	MSPN	Rim Width Range (inches)	Section Width on Measuring Rim Width (inches)	Overall Diameter (inches)	Tread Depth (in/32nds)	Rev/Mile @45 mph	Max Load Single (lbs@psi)	UTQG	O.E. Fitments
235/30ZR20/XL	(88Y)			30K	BSW	34879	8.5 - 8.5	9.5 on 8.5	25.6	9.5	813	1235@50	300/AA/A	
235/35ZR20/XL	(92Y)			30K	BSW	33211	8 - 9.5	9.5 on 8.5	26.5	9.5	786	1389@50	300/AA/A	
235/35ZR20/XL	(92Y) N0			30K	BSW	08557	8 - 9.5	9.5 on 8.5	26.5	9.5	786	1389@50	300/AA/A	POR
235/35ZR20/XL	92Y T0	Acoustic		30K	BSW	49531	8 - 9.5	9.5 on 8.5	26.5	9	786	1389@50	300/AA/A	TES
235/40ZR20/XL	(96Y)			30K	BSW	19129	8 - 9.5	9.5 on 8.5	27.4	9.5	759	1565@50	300/AA/A	
235/45ZR20/XL	(100Y)			30K	BSW	33601	7.5 - 9	9.3 on 8	28.4	9.5	734	1764@50	300/AA/A	
245/30ZR20/XL	(90Y)			30K	BSW	32528	8 - 9	9.8 on 8.5	25.8	9.5	805	1323@50	300/AA/A	
245/30ZR20/XL	(90Y) AO			30K	BSW	04357	8 - 9	9.8 on 8.5	25.8	9	805	1323@50	300/AA/A	AUD
245/35ZR20/XL	(95Y) K2			30K	BSW	82566	8 - 9.5	9.8 on 8.5	26.8	9	777	1521@50	300/AA/A	FER
245/35ZR20/XL	(95Y) K1			30K	BSW	04374	8 - 9.5	9.8 on 8.5	26.8	9	777	1521@50	300/AA/A	FER
245/35ZR20/XL	(95Y) N0			30K	BSW	57304	8 - 9.5	9.8 on 8.5	26.8	9	777	1521@50	300/AA/A	POR
245/35ZR20/XL	(95Y) NAO			30K	BSW	03815	8 - 9.5	9.8 on 8.5	26.8	9	777	1521@50	300/AA/A	POR
245/35ZR20/XL	(95Y) K1			30K	BSW	72844	8 - 9.5	9.8 on 8.5	26.8	9.5	777	1521@50	300/AA/A	FER
245/35ZR20/XL	(95Y)			30K	BSW	22358	8 - 9.5	9.8 on 8.5	26.8	9.5	777	1521@50	300/AA/A	
245/35ZR20/XL	(95Y) MO			30K	BSW	21408	8 - 9.5	9.8 on 8.5	26.8	9.5	777	1521@50	300/AA/A	MB
245/40ZR20/XL	(99Y) GOE			30K	BSW	48963	8 - 9.5	9.8 on 8.5	27.7	9	750	1709@50	300/AA/A	HYN
245/45ZR20/XL	(103Y)			30K	BSW	05252	7.5 - 9	9.6 on 8	28.7	9.5	726	1929@50	300/AA/A	
255/30ZR20/XL	(92Y)			30K	BSW	29965	8.5 - 9.5	10.2 on 9	26.1	9.5	798	1389@50	300/AA/A	
255/30ZR20/XL	(92Y)	ZP		30K	BSW	71527	8.5 - 9.5	10.2 on 9	26.1	9.5	798	1389@50	300/AA/A	
255/35ZR20/XL	(97Y)			30K	BSW	30209	8.5 - 10	10.2 on 9	27	9.5	770	1609@50	300/AA/A	
255/40ZR20/XL	(101Y)			30K	BSW	59321	8.5 - 10	10.2 on 9	28	9.5	742	1819@50	300/AA/A	
255/40ZR20/XL	(101Y) MO1			30K	BSW	20409	8.5 - 10	10.2 on 9	28	9.5	742	1819@50	300/AA/A	MB
255/45ZR20/XL	(105Y)			30K	BSW	10009	8 - 9.5	10 on 8.5	29.1	9.5	716	2039@50	300/AA/A	
265/30ZR20/XL	(94Y)			30K	BSW	68444	9 - 10	10.7 on 9.5	26.3	9.5	791	1477@50	300/AA/A	
265/35ZR20/XL	(99Y)			30K	BSW	33116	9 - 10.5	10.7 on 9.5	27.3	9.5	761	1709@50	300/AA/A	
265/35ZR20/XL	(99Y) MO1			30K	BSW	14196	9 - 10.5	10.7 on 9.5	27.3	9.5	761	1709@50	300/AA/A	MB
265/35ZR20/XL	(99Y) N0			30K	BSW	07389	9 - 10.5	10.7 on 9.5	27.3	9.5	761	1709@50	300/AA/A	POR
265/40ZR20/XL	(104Y) MO1 A			30K	BSW	23724	9 - 10.5	10.7 on 9.5	28.4	9	734	1984@51	300/AA/A	MB
265/40ZR20/XL	(104Y) MO1	Acoustic		30K	BSW	71043	9 - 10.5	10.7 on 9.5	28.4	9	734	1984@50	300/AA/A	MB
265/40ZR20/XL	(104Y)			30K	BSW	29960	9 - 10.5	10.7 on 9.5	28.4	9.5	734	1984@50	300/AA/A	
275/30ZR20/XL	(97Y)			30K	BSW	50352	9 - 10	10.9 on 9.5	26.5	9.5	784	1609@50	300/AA/A	
275/30ZR20/XL	(97Y) MO			30K	BSW	27459	9 - 10	10.9 on 9.5	26.5	9.5	784	1609@50	300/AA/A	MB
275/35ZR20/XL	(102Y) *			30K	BSW	22176	9 - 11	10.9 on 9.5	27.6	9	755	1874@50	300/AA/A	BMW
275/35ZR20/XL	(102Y) GOE			30K	BSW	26628	9 - 11	10.9 on 9.5	27.6	9	755	1874@50	300/AA/A	HYN
275/35ZR20/XL	(102Y) K1			30K	BSW	11782	9 - 11	10.9 on 9.5	27.6	9.5	755	1874@50	300/AA/A	FER
275/40ZR20/XL	(106Y) NDO			30K	BSW	09725	9 - 11	10.9 on 9.5	28.7	9	726	2094@50	300/AA/A	POR
275/40ZR20/XL	(106Y)			30K	BSW	39467	9 - 11	10.9 on 9.5	28.7	9.5	726	2094@50	300/AA/A	
285/25ZR20/XL	(93Y)			30K	BSW	69230	10.5 - 10.5	11.6 on 10.5	25.6	9.5	813	1433@50	300/AA/A	
285/30ZR20/XL	(99Y) *			30K	BSW	66946	9.5 - 10.5	11.4 on 10	26.8	9.5	777	1709@50	300/AA/A	BMW
285/30ZR20/XL	(99Y)			30K	BSW	44926	9.5 - 10.5	11.4 on 10	26.8	9.5	777	1709@50	300/AA/A	

Ultra-High  
Performance Sport

Continued ►

Refer to the Important Product Information section at the back of the book.

## MICHELIN® Pilot® Sport 4 S

Tire Size	Service Description	Technology	Other	Limited Warranty	Side-wall	MSPN	Rim Width Range (inches)	Section Width on Measuring Rim Width (inches)	Overall Diameter (inches)	Tread Depth (in/32nds)	Rev/ Mile @45 mph	Max Load Single (lbs@psi)	UTQG	O.E. Fit-ments
285/35ZR20/XL	(104Y) K2			30K	BSW	98060	9.5 - 11	11.4 on 10	27.9	9	746	1984@50	300/AA/A	FER
285/35ZR20/XL	(104Y) *			30K	BSW	70968	9.5 - 11	11.4 on 10	27.9	9	746	1984@50	300/AA/A	BMW
285/35ZR20/XL	(104Y)			30K	BSW	09209	9.5 - 11	11.4 on 10	27.9	9.5	746	1984@50	300/AA/A	
295/25ZR20/XL	(95Y)			30K	BSW	59499	10 - 11	11.9 on 10.5	25.8	9.5	805	1521@50	300/AA/A	
295/30ZR20/XL	(101Y) N0			30K	BSW	20624	10 - 11	11.8 on 10.5	27	9.5	770	1819@50	300/AA/A	POR
295/30ZR20/XL	(101Y) MO1			30K	BSW	96583	10 - 11	11.9 on 10.5	27	9.5	770	1819@50	300/AA/A	MB
295/30ZR20/XL	(101Y)			30K	BSW	06016	10 - 11	11.9 on 10.5	27	9.5	770	1819@50	300/AA/A	
295/35ZR20/XL	(105Y) NAO			30K	BSW	24952	10 - 11.5	11.8 on 10.5	28.1	9	740	2039@50	300/AA/A	POR
295/35ZR20/XL	(105Y) MO1 A			30K	BSW	38834	10 - 11.5	11.8 on 10.5	28.1	9	740	2039@51	300/AA/A	MB
295/35ZR20/XL	(105Y) MO1	Acoustic		30K	BSW	13871	10 - 11.5	11.8 on 10.5	28.1	9	740	2039@50	300/AA/A	MB
295/35ZR20/XL	(105Y)			30K	BSW	50466	10 - 11.5	11.9 on 10.5	28.1	9.5	740	2039@50	300/AA/A	
295/35ZR20/XL	(105Y) K1			30K	BSW	25083	10 - 11.5	11.9 on 10.5	28.1	9.5	740	2039@50	300/AA/A	FER
305/25ZR20/XL	(97Y)			30K	BSW	09881	10.5 - 11.5	12.3 on 11	26	9.5	801	1609@50	300/AA/A	
305/30ZR20/XL	(103Y) FP			30K	BSW	73134	10.5 - 11.5	12.3 on 11	27.2	8.5	764	1929@50	300/AA/A	FOR
305/30ZR20/XL	(103Y) N0			30K	BSW	23115	10.5 - 11.5	12.3 on 11	27.2	9	764	1929@50	300/AA/A	POR
305/30ZR20/XL	(103Y)			30K	BSW	06890	10.5 - 11.5	12.3 on 11	27.2	9.5	764	1929@50	300/AA/A	
305/30ZR20/XL	(103Y) AO			30K	BSW	08763	10.5 - 11.5	12.3 on 11	27.2	9	764	1929@50	300/AA/A	AUD
305/30ZR20	(99Y) TPC	ZP		30K	BSW	00380	10.5 - 11.5	12.3 on 11	27.2	8.5	764	1709@51	300/AA/A	GM
305/35ZR20	(104Y)			30K	BSW	20855	10 - 12	12.3 on 11	28.4	9.5	732	1984@51	300/AA/A	
305/35ZR20/XL	(107Y) K1			30K	BSW	00862	10 - 12	12.3 on 11	28.4	9	732	2149@50	300/AA/A	FER
315/30ZR20/XL	(104Y)			30K	BSW	20432	10.5 - 11.5	12.6 on 11	27.5	8.5	757	1984@50	300/AA/A	
315/30ZR20/XL	(104Y) FP	Acoustic		30K	BSW	60304	10.5 - 11.5	12.6 on 11	27.5	8.5	757	1984@50	300/AA/A	FOR
315/35ZR20/XL	(110Y) NDO			30K	BSW	45674	10.5 - 12.5	12.6 on 11	28.7	9	726	2337@50	300/AA/A	POR
315/35ZR20/XL	(110Y) K1			30K	BSW	07074	10.5 - 12.5	12.6 on 11	28.7	9.5	726	2337@50	300/AA/A	FER
325/25ZR20/XL	(101Y)			30K	BSW	78900	11.5 - 12.5	13.2 on 12	26.4	9.5	788	1819@50	300/AA/A	
345/30ZR20	(106Y)			30K	BSW	70264	11.5 - 12.5	13.8 on 12	28.2	9.5	738	2094@51	300/AA/A	
245/30ZR21/XL	(91Y)			30K	BSW	44019	8 - 9	9.8 on 8.5	26.8	9.5	776	1356@50	300/AA/A	
245/35ZR21/XL	(96Y)			30K	BSW	30771	8 - 9.5	9.8 on 8.5	27.8	9.5	749	1565@50	300/AA/A	
245/35ZR21/XL	96Y T0	Acoustic		30K	BSW	01875	8 - 9.5	9.8 on 8.5	27.8	9	749	1565@50	300/AA/A	TES
245/40ZR21/XL	(100Y)			30K	BSW	58210	8 - 9.5	9.8 on 8.5	28.7	9.5	750	1764@50	300/AA/A	
255/30ZR21/XL	(93Y)			30K	BSW	24541	8.5 - 9.5	10.2 on 9	27.1	9.5	769	1433@50	300/AA/A	
255/35ZR21/XL	(98Y)			30K	BSW	00832	8.5 - 10	10.2 on 9	28	9.5	743	1653@50	300/AA/A	
255/40ZR21/XL	(102Y) *			30K	BSW	06699	8.5 - 10	10.2 on 9	29	9	717	1874@50	300/AA/A	BMW
255/40ZR21/XL	(102Y) GOE	Acoustic		30K	BSW	03943	8.5 - 10	10.2 on 9	29	9	717	1874@50	300/AA/A	KIA
265/30ZR21/XL	(96Y)			30K	BSW	28170	9 - 10	10.7 on 9.5	27.3	9.5	762	1565@50	300/AA/A	
265/35ZR21/XL	(101Y) T2	Bluetooth® Acoustic		30K	BSW	28897	9 - 10.5	10.7 on 9.5	28.3	8	735	1819@50	300/AA/A	TES
265/35ZR21/XL	(101Y)			30K	BSW	14189	9 - 10.5	10.7 on 9.5	28.3	9.5	735	1819@50	300/AA/A	
265/35ZR21/XL	101Y T0	Acoustic		30K	BSW	58214	9 - 10.5	10.7 on 9.5	28.3	9	735	1819@50	300/AA/A	TES
265/40ZR21/XL	(105Y) *			30K	BSW	73316	9 - 10.5	10.7 on 9.5	29.3	9	709	2039@50	300/AA/A	BMW
265/40ZR21/XL	(105Y) MO1			30K	BSW	02987	9 - 10.5	10.7 on 9.5	29.3	9.5	709	2039@50	300/AA/A	MB

## MICHELIN® Pilot® Sport 4 S

Tire Size	Service Description	Technology	Other	Limited Warranty	Side-wall	MSPN	Rim Width Range (inches)	Section Width on Measuring Rim Width (inches)	Overall Diameter (inches)	Tread Depth (in/32nds)	Rev/Mile @45 mph	Max Load Single (lbs@psi)	UTQG	O.E. Fitments
275/25ZR21/XL	(92Y)			30K	BSW	09129	10 - 10	11.1 on 10	26.4	9.5	787	1389@50	300/AA/A	
275/30ZR21/XL	(98Y)			30K	BSW	19555	9 - 10	10.9 on 9.5	27.5	9.5	756	1653@50	300/AA/A	
275/35ZR21/XL	(103Y) MO1 A			30K	BSW	44208	9 - 11	10.9 on 9.5	28.5	9	729	1929@51	300/AA/A	MB
275/35ZR21/XL	(103Y) MO1	Acoustic		30K	BSW	52954	9 - 11	10.9 on 9.5	28.5	9	729	1929@50	300/AA/A	MB
275/35ZR21/XL	(103Y) ND0			30K	BSW	37478	9 - 11	10.9 on 9.5	28.5	9.5	729	1929@50	300/AA/A	POR
275/35ZR21/XL	(103Y)			30K	BSW	09857	9 - 11	10.9 on 9.5	28.5	9.5	729	1929@50	300/AA/A	
285/30ZR21/XL	(100Y)			30K	BSW	22644	9.5 - 10.5	11.4 on 10	27.8	9.5	749	1764@50	300/AA/A	
295/25ZR21/XL	(96Y)			30K	BSW	33069	10 - 11	11.9 on 10.5	26.8	9.5	776	1565@50	300/AA/A	
295/30ZR21/XL	(102Y) T2	Bluetooth® Acoustic		30K	BSW	60239	10 - 11	11.9 on 10.5	28	8.5	743	1874@50	300/AA/A	TES
295/30ZR21/XL	(102Y)			30K	BSW	62547	10 - 11	11.9 on 10.5	28	9.5	743	1874@50	300/AA/A	
295/35ZR21/XL	(107Y) *			30K	BSW	20820	10 - 11.5	11.8 on 10.5	29.1	8	715	2149@50	300/AA/A	BMW
295/35ZR21/XL	(107Y) MO1			30K	BSW	58070	10 - 11.5	11.8 on 10.5	29.1	9	715	2149@50	300/AA/A	MB
305/25ZR21/XL	(98Y)			30K	BSW	21039	10.5 - 11.5	12.3 on 11	27	9.5	771	1653@50	300/AA/A	
305/30ZR21/XL	(104Y) NA0			30K	BSW	88176	10.5 - 11.5	12.3 on 11	28.2	9	737	1984@50	300/AA/A	POR
305/30ZR21/XL	(104Y) MO1 A			30K	BSW	85426	10.5 - 11.5	12.3 on 11	28.2	9.5	737	1984@50	300/AA/A	MB
315/30ZR21/XL	(105Y) MO1	Acoustic		30K	BSW	93363	10.5 - 11.5	12.6 on 11	28.5	9	731	2039@50	300/AA/A	MB
315/30ZR21/XL	(105Y) ND0			30K	BSW	15313	10.5 - 11.5	12.6 on 11	28.5	9.5	731	2039@50	300/AA/A	POR
325/25ZR21/XL	(102Y)			30K	BSW	14828	11.5 - 12.5	13.2 on 12	27.4	9.5	760	1874@50	300/AA/A	
325/30ZR21/XL	(108Y) ND0			30K	BSW	14521	11 - 12	13 on 11.5	28.7	9.5	725	2205@50	300/AA/A	POR
325/30ZR21/XL	(108Y)			30K	BSW	43501	11 - 12	13 on 11.5	28.7	9.5	725	2205@50	300/AA/A	
355/25ZR21/XL	(107Y)			30K	BSW	58899	12.5 - 13.5	14.4 on 13	28	9.5	743	2149@50	300/AA/A	
255/30ZR22/XL	(95Y)			30K	BSW	23289	8.5 - 9.5	10.2 on 9	28.1	9.5	741	1521@50	300/AA/A	
265/35ZR22/XL	(102Y)			30K	BSW	08052	9 - 10.5	10.7 on 9.5	29.3	9.5	709	1874@50	300/AA/A	
265/40ZR22/XL	(106Y)			30K	BSW	67853	9 - 10.5	10.7 on 9.5	30.4	9.5	685	2094@50	300/AA/A	
275/35ZR22/XL	(104Y)			30K	BSW	79111	9 - 11	10.9 on 9.5	29.6	9.5	703	1984@50	300/AA/A	
275/40ZR22/XL	(108Y)			30K	BSW	27354	9 - 11	10.9 on 9.5	30.7	9.5	678	2205@50	300/AA/A	
285/25ZR22/XL	(95Y)			30K	BSW	09313	10.5 - 10.5	11.6 on 10.5	27.6	9.5	754	1521@50	300/AA/A	
285/30ZR22/XL	(101Y)			30K	BSW	23689	9.5 - 10.5	11.4 on 10	28.8	9.5	723	1819@50	300/AA/A	
285/35ZR22/XL	(106Y) N0			30K	BSW	44873	9.5 - 11	11.4 on 10	29.9	9	696	2094@50	300/AA/A	POR
285/35ZR22/XL	(106Y)			30K	BSW	35726	9.5 - 11	11.4 on 10	29.9	9.5	696	2094@50	300/AA/A	
285/40ZR22/XL	(110Y) MO1			30K	BSW	15894	9.5 - 11	11.4 on 10	31	9	671	2337@51	300/AA/A	MB
295/25ZR22/XL	(97Y)			30K	BSW	19577	10 - 11	11.9 on 10.5	27.8	9.5	747	1609@50	300/AA/A	
295/35ZR22/XL	(108Y)			30K	BSW	34167	10 - 11.5	11.9 on 10.5	30.1	9	691	2205@50	300/AA/A	
315/30ZR22/XL	(107Y) *			30K	BSW	38261	10.5 - 11.5	12.6 on 11	29.5	8	705	2149@50	300/AA/A	BMW
315/30ZR22/XL	(107Y) N0			30K	BSW	76723	10.5 - 11.5	12.6 on 11	29.5	9	705	2149@50	300/AA/A	POR
315/30ZR22/XL	(107Y)			30K	BSW	38860	10.5 - 11.5	12.6 on 11	29.5	9.5	705	2149@50	300/AA/A	
325/35ZR22/XL	(114Y) MO1			30K	BSW	81332	11 - 13	13 on 11.5	31	9	671	2601@51	300/AA/A	MB
335/25ZR22/XL	(105Y)			30K	BSW	26409	11.5 - 12.5	13.5 on 12	28.6	9.5	727	2039@50	300/AA/A	
285/40ZR23/XL	(111Y) MO1			30K	BSW	05372	9.5 - 11	11.4 on 10	32	9.5	651	2403@51	300/AA/A	MB
325/35ZR23/XL	(115Y) MO1			30K	BSW	79572	11 - 13	13 on 11.5	32	9.5	651	2679@51	300/AA/A	MB

Ultra-High  
Performance Sport

MICHELIN®

# Pilot® Super Sport

Born from endurance racing, the MICHELIN® Pilot® Super Sport tire gives you the exhilaration of driving the best performing street tire in the world.



SUMMER



## Up to 12% better handling than leading competitors¹.

Inspired by the same engineering that has powered 13 consecutive victories at 24 Hours of Le Mans.

## Up to 2x longer lasting than leading competitors¹.

Optimized through the technology of the Variable Contact Patch 2.0 and Twaron® belt package for long, even wear.

## Better braking than leading competitors¹.

Bi-Compound Technology delivers excellent dry braking, using a Le Mans-inspired compound on the outer shoulder and the latest generation of wet-oriented elastomers on the inner portion of the tread.



### Popular Replacement Market Fitments:

Porsche 997

Porsche Panamera GTS

BMW 3-Series

BMW M5

Audi R8

Ferrari 599

¹Based on commissioned third-party testing conducted by TÜV SÜD Automotive Center and DEKRA Test Center of the MICHELIN® Pilot® Super Sport tire vs. the Bridgestone® Potenza® RE050A, Continental® ContiSportContact® 5P, Dunlop® SP Sport Maxx® GT, Goodyear® Eagle® F1 Asymmetric and Pirelli® P ZERO® tires.



## MICHELIN® Pilot® Super Sport

Tire Size	Service Description	Technology	Other	Limited Warranty	Side-wall	MSPN	Rim Width Range (inches)	Section Width on Measuring Rim Width (inches)	Overall Diameter (inches)	Tread Depth (in/32nds)	Rev/Mile @45 mph	Max Load Single (lbs@psi)	UTQG	O.E. Fitments
205/45ZR17/XL	(88Y) *			30K	BSW	68599	6.5 - 7.5	8.1 on 7	24.3	10	858	1235@50	300/AA/A	BMW
225/40ZR18	88Y *			30K	BSW	49739	7.5 - 9	9.1 on 8	25.1	9	829	1235@51	300/AA/A	BMW
225/40ZR18/XL	92Y HN			30K	BSW	91154	7.5 - 9	9.1 on 8	25.1	9	829	1389@50	300/AA/A	HYN
225/40ZR18/XL	92Y *			30K	BSW	82315	7.5 - 9	9.1 on 8	25.1	10	829	1389@50	300/AA/A	MIN
225/45ZR18/XL	(95Y) *			30K	BSW	18580	7 - 8.5	8.9 on 7.5	25.9	9	802	1521@50	300/AA/A	BMW
245/35ZR18/XL	92Y *			30K	BSW	01088	8 - 9.5	9.7 on 8.5	24.5	9	840	1389@50	300/AA/A	BMW
P245/40ZR18	(93Y)	ZP		30K	BSW	79245	8 - 9.5	9.8 on 8.5	25.7	9	809	1433@51	300/AA/A	GM
245/40ZR18	(93Y) *			30K	BSW	37874	8 - 9.5	9.8 on 8.5	25.7	10	809	1433@51	300/AA/A	BMW
245/40ZR18/XL	97Y MO			30K	BSW	08385	8 - 9.5	9.8 on 8.5	25.7	10	809	1609@50	300/AA/A	MB
255/40ZR18	(95Y) *			30K	BSW	40116	8.5 - 10	10.2 on 9	26	10	799	1521@51	300/AA/A	BMW
255/40ZR18/XL	(99Y) MO1			30K	BSW	13251	8.5 - 10	10.2 on 9	26	9.5	799	1709@50	300/AA/A	MB
255/40ZR18/XL	(99Y) *			30K	BSW	08649	8.5 - 10	10.2 on 9	26	10	799	1709@50	300/AA/A	BMW
265/40ZR18/XL	101Y MO			30K	BSW	96083	9 - 10.5	10.7 on 9.5	26.3	10	790	1819@50	300/AA/A	MB
265/40ZR18	(97Y) *			30K	BSW	22451	9 - 10.5	10.7 on 9.5	26.3	10	790	1609@51	300/AA/A	BMW
275/40ZR18	(99Y) *			30K	BSW	02344	9 - 11	10.9 on 9.5	26.7	10	780	1709@51	300/AA/A	BMW
285/35ZR18/XL	(101Y) MO1			30K	BSW	22320	9.5 - 11	11.4 on 10	25.9	9.5	804	1819@50	300/AA/A	MB
295/35ZR18/XL	(103Y)			30K	BSW	07934	10 - 11.5	11.8 on 10.5	26.1	10	797	1929@50	300/AA/A	
P245/35ZR19	(89Y)	ZP		30K	BSW	21554	8 - 9.5	9.8 on 8.5	25.8	8.5	807	1279@51	300/AA/A	GM
245/35ZR19/XL	93Y MO1			30K	BSW	30260	8 - 9.5	9.8 on 8.5	25.8	10	807	1433@50	300/AA/A	MB
255/35ZR19/XL	(96Y) *			30K	BSW	21931	8.5 - 10	10.2 on 9	26	10	799	1565@50	300/AA/A	BMW
255/35ZR19/XL	(96Y) *			30K	BSW	02791	8.5 - 10	10.2 on 9	26	10	799	1565@50	300/AA/A	BMW
255/35ZR19/XL	(96Y)			30K	BSW	31567	8.5 - 10	10.2 on 9	26	10	799	1565@50	300/AA/A	
255/35ZR19/XL	(96Y) MO			30K	BSW	08292	8.5 - 10	10.2 on 9	26	10	799	1565@50	300/AA/A	MB
255/45ZR19	(100Y) N0			30K	BSW	00264	8 - 9.5	10 on 8.5	28.1	9	741	1764@51	300/AA/A	POR
265/35ZR19/XL	(98Y) MO			30K	BSW	59800	9 - 10.5	10.7 on 9.5	26.3	10	790	1653@50	300/AA/A	MB
265/35ZR19/XL	98Y MO1			30K	BSW	43081	9 - 10.5	10.7 on 9.5	26.3	10	790	1653@50	300/AA/A	MB
265/40ZR19/XL	(102Y) *			30K	BSW	13092	9 - 10.5	10.7 on 9.5	27.4	9	760	1874@51	300/AA/A	BMW
275/35ZR19/XL	(100Y) *			30K	BSW	10300	9 - 11	10.9 on 9.5	26.6	10	783	1764@50	300/AA/A	BMW
P285/30ZR19	(94Y)	ZP		30K	BSW	26061	9.5 - 10.5	11.4 on 10	25.8	7.4	807	1477@51	300/AA/A	GM
285/30ZR19/XL	(98Y) MO1			30K	BSW	07078	9.5 - 10.5	11.4 on 10	25.8	9.5	807	1653@50	300/AA/A	MB
P285/35ZR19	(99Y)	ZP		30K	BSW	36022	9.5 - 11	11.4 on 10	26.7	10	774	1709@51	300/AA/A	GM
285/40ZR19	(103Y) N0			30K	BSW	87806	9.5 - 11	11.4 on 10	28	9	743	1929@51	300/AA/A	POR
295/30ZR19/XL	(100Y)			30K	BSW	78686	10 - 11	11.9 on 10.5	26	10	799	1764@50	300/AA/A	
295/35ZR19	(100Y)			30K	BSW	08022	10 - 11.5	11.9 on 10.5	27.1	7.5	767	1764@51	300/AA/A	FOR

Ultra-High  
Performance Sport

Continued ►

Refer to the Important Product Information section at the back of the book.

## MICHELIN® Pilot® Super Sport

Tire Size	Service Description	Technology	Other	Limited Warranty	Side-wall	MSPN	Rim Width Range (inches)	Section Width on Measuring Rim Width (inches)	Overall Diameter (inches)	Tread Depth (in/32nds)	Rev/Mile @45 mph	Max Load Single (lbs@psi)	UTQG	O.E. Fit-ments
295/35ZR19/XL	(104Y) *			30K	BSW	10261	10 - 11.5	11.9 on 10.5	27.1	9	767	1984@51	300/AA/A	BMW
295/35ZR19/XL	(104Y) MO			30K	BSW	37907	10 - 11.5	11.8 on 10.5	27.1	10	767	1984@50	300/AA/A	MB
305/35ZR19	(102Y)			30K	BSW	39527	10 - 12	12.3 on 11	27.4	8	758	1874@51	300/AA/A	FOR
345/30ZR19/XL	(109Y)			30K	BSW	29703	11.5 - 12.5	13.8 on 12	27.2	9	765	2271@50	300/AA/A	
245/35ZR20/XL	(95Y) K3			30K	BSW	10412	8 - 9.5	9.8 on 8.5	26.8	9	777	1521@50	300/AA/A	FER
245/35ZR20/XL	(95Y) VOL	Acoustic		30K	BSW	05325	8 - 9.5	9.8 on 8.5	26.8	9	777	1521@50	300/AA/A	VOV
245/35ZR20/XL	95Y *			30K	BSW	18333	8 - 9.5	9.76 on 8.5	26.7	9	777	1521@50	300/AA/A	BMW
245/40ZR20/XL	(99Y) *			30K	BSW	04032	8 - 9.5	9.8 on 8.5	27.7	9	750	1709@50	300/AA/A	BMW
255/35ZR20/XL	(97Y) K2			30K	BSW	48527	8.5 - 10	10.2 on 9	27	7	770	1609@50	300/AA/A	FER
255/40ZR20/XL	(101Y) N0			30K	BSW	94380	8.5 - 10	10.2 on 9	28	9	742	1819@50	300/AA/A	POR
265/30ZR20/XL	(94Y) *			30K	BSW	04997	9 - 10	10.7 on 9.5	26.3	9	791	1477@50	300/AA/A	BMW
265/35ZR20/XL	(99Y) *			30K	BSW	78123	9 - 10.5	10.7 on 9.5	27.3	9	761	1709@50	300/AA/A	BMW
275/30R20/XL	97Y *			30K	BSW	12049	9 - 10	10.9 on 9.5	26.5	9	784	1609@50	300/AA/A	BMW
275/35ZR20/XL	(102Y) *			30K	BSW	34965	9 - 11	10.9 on 9.5	27.6	9	755	1874@50	300/AA/A	BMW
P285/30ZR20	(95Y)	ZP		30K	BSW	16183	9.5 - 10.5	11.4 on 10	26.8	9	777	1521@51	300/AA/A	GM
285/30ZR20/XL	(99Y) K1			30K	BSW	71509	9.5 - 10.5	11.4 on 10	26.8	7	777	1709@50	300/AA/A	FER
285/30ZR20/XL	(99Y) *			30K	BSW	80913	9.5 - 10.5	11.4 on 10	26.8	9	777	1709@50	300/AA/A	BMW
285/30ZR20/XL	(99Y) M01			30K	BSW	92632	9.5 - 10.5	11.4 on 10	26.8	10	777	1709@50	300/AA/A	MB
295/30ZR20/XL	(101Y) *			30K	BSW	10427	10 - 11	11.9 on 10.5	27	9	770	1819@50	300/AA/A	BMW
295/30ZR20/XL	(101Y) MO			30K	BSW	02623	10 - 11	11.9 on 10.5	27	10	770	1819@50	300/AA/A	MB
295/35ZR20/XL	(105Y) N0			30K	BSW	70657	10 - 11.5	11.9 on 10.5	28.1	9	740	2039@50	300/AA/A	POR
305/30ZR20/XL	(103Y) K3			30K	BSW	48442	10.5 - 11.5	12.3 on 11	27.2	9	764	1929@50	300/AA/A	FER
305/30ZR20/XL	(103Y) MO			30K	BSW	44476	10.5 - 12	12.3 on 11	27.2	10	764	1929@50	300/AA/A	MB
315/35ZR20/XL	(110Y) K1			30K	BSW	19605	10.5 - 12.5	12.6 on 11	28.7	7	726	2337@50	300/AA/A	FER
P335/25ZR20	(99Y)	ZP		30K	BSW	38353	11.5 - 12.5	13.5 on 12	26.6	7.8	782	1709@51	300/AA/A	GM
245/35ZR21/XL	(96Y)	ZP		30K	BSW	22114	8 - 9.5	9.8 on 8.5	27.8	9.5	749	1565@50	300/AA/A	
245/35ZR21/XL	(96Y) T0	Acoustic		30K	BSW	86103	8 - 9.5	9.8 on 8.5	27.8	10	749	1565@50	300/AA/A	TES
245/40RF21	96Y	ZP		30K	BSW	53473	8 - 9.5	9.8 on 8.5	28.7	9.5	725	1565@51	300/AA/A	LEX
265/35ZR21/XL	(101Y) T0	Acoustic		30K	BSW	04778	9 - 10.5	10.7 on 9.5	28.3	10	735	1819@50	300/AA/A	TES
275/35RF21	99Y	ZP		30K	BSW	40782	9 - 11	10.9 on 9.5	28.5	9.5	729	1709@51	300/AA/A	LEX
285/35ZR21/XL	105Y *			30K	BSW	45895	9.5 - 11	11.4 on 10	28.9	10	721	2039@50	300/AA/A	BMW
325/30ZR21/XL	108Y *			30K	BSW	74995	11 - 12	13 on 11.5	28.7	10	725	2205@50	300/AA/A	BMW
305/30ZR22/XL	(105Y)			30K	BSW	08609	10.5 - 11.5	12.3 on 11	29.3	10	711	2039@50	300/AA/A	
305/35ZR22/XL	(110Y)			30K	BSW	84034	10 - 12	12.3 on 11	30.4	10	684	2337@50	300/AA/A	





MICHELIN®

# Pilot® Sport PS2™

Exceptional performance for drivers demanding precise sport handling. Original Equipment on renowned sports cars like BMW® M3, Porsche® 911 and Chevrolet® Corvette ZR1.



SUMMER



## Chosen by the world's top sports car manufacturers.

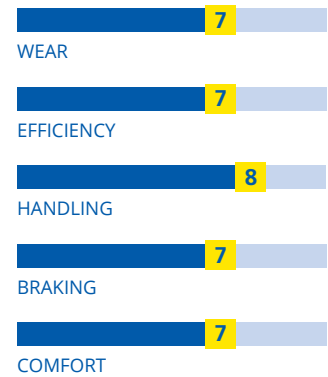
Tires that meet or exceed the distinguishing standards of the biggest names in the Ultra-High Performance category.

## High-performance cornering.

Tread design breaks traditional compromises by putting more rubber on the road to facilitate precise cornering and consistent straight-line performance.

## Outstanding wet and dry performance.

Unique tread design utilizes both a semi-slick outer tread and a wet-styled inner tread to help deliver high levels of wet and dry performance.



### Popular Replacement Market Fitments:

- Bugatti Veyron
- Mercedes-Benz SLR
- BMW M3
- Chevrolet Corvette C5
- Chevrolet Corvette C6
- Ferrari F430
- Porsche 911



## MICHELIN® Pilot® Sport PS2™

Tire Size	Service Description	Technology	Other	Limited Warranty	Side-wall	MSPN	Rim Width Range (inches)	Section Width on Measuring Rim Width (inches)	Overall Diameter (inches)	Tread Depth (in/32nds)	Rev/Mile @45 mph	Max Load Single (lbs@psi)	UTQG	O.E. Fitments
205/50ZR17	(89Y) N3			20K	BSW	18655	5.5 - 7.5	8.4 on 6.5	25.1	8.5	828	1279@51	220/AA/A	POR
205/55ZR17/XL	95Y N1			20K	BSW	61958	5.5 - 7.5	8.4 on 6.5	25.9	9.5	803	1521@50	220/AA/A	POR
225/45ZR17/XL	(94Y) N3			20K	BSW	14015	7 - 8.5	8.9 on 7.5	25	9.5	833	1477@50	220/AA/A	POR
235/50ZR17	96Y N1			20K	BSW	52497	6.5 - 8.5	9.7 on 7.5	26.3	8.5	791	1565@51	220/AA/A	POR
255/40ZR17	(94Y) N3			20K	BSW	11435	8.5 - 10	10.2 on 9	25	9.5	831	1477@51	220/AA/A	POR
275/40ZR17	(98Y)			20K	RRBL	39119	9 - 11	10.9 on 9.5	25.6	9.5	814	1653@50	220/AA/A	
335/35ZR17	(106Y)			20K	RRBL	36717	11 - 13	13.5 on 12	26.2	9.5	799	2094@51	220/AA/A	
225/40ZR18/XL	(92Y) N3			20K	BSW	07003	7.5 - 9	9.1 on 8	25.1	9.5	829	1389@50	220/AA/A	POR
225/40ZR18/XL	92Y MO			20K	BSW	04926	7.5 - 9	9.1 on 8	25.1	9.5	829	1389@50	220/AA/A	MB
235/40ZR18/XL	(95Y) N4			20K	BSW	16460	8 - 9.5	9.5 on 8.5	25.4	8.5	819	1521@50	220/AA/A	POR
245/35ZR18/XL	92Y MO			20K	RRBL	92789	8 - 9.5	9.8 on 8.5	24.8	9.5	840	1389@50	220/AA/A	MB
265/35ZR18/XL	(97Y) N3			20K	BSW	36513	9 - 10.5	10.7 on 9.5	25.3	9.5	822	1609@50	220/AA/A	POR
265/40ZR18/XL	(101Y) N4			20K	BSW	26341	9 - 10.5	10.7 on 9.5	26.3	8.5	790	1819@50	220/AA/A	POR
P275/35ZR18/LL	(87Y)	ZP		20K	BSW	43657	9 - 11	10.9 on 9.5	25.6	9.5	814	1201@51	220/AA/A	
285/30ZR18	(93Y) N3			20K	BSW	42284	9.5 - 10.5	11.4 on 10	24.8	8.5	840	1430@51	220/AA/A	POR
295/30ZR18/XL	(98Y) N4			20K	BSW	24923	10 - 11	11.9 on 10.5	25	8.5	832	1653@50	220/AA/A	POR
295/30ZR18/XL	(98Y) N3			20K	BSW	39489	10 - 11	11.9 on 10.5	25	9.5	832	1653@50	220/AA/A	POR
295/35ZR18	(99Y) N4			20K	BSW	05271	10 - 11.5	11.9 on 10.5	26.1	8.5	797	1709@51	220/AA/A	POR
315/30ZR18	(98Y) N4			20K	BSW	09883	10.5 - 11.5	12.6 on 11	25.5	8.5	817	1653@51	220/AA/A	POR
235/35ZR19/XL	(91Y) N2			20K	BSW	18060	8 - 9.5	9.5 on 8.5	25.5	9	817	1356@50	220/AA/A	POR
265/35ZR19	(94Y) N2			20K	BSW	19599	9 - 10.5	10.7 on 9.5	26.3	8.5	790	1477@51	220/AA/A	POR
295/30ZR19/XL	(100Y) N2			20K	BSW	62471	10 - 11	11.9 on 10.5	26	9	799	1764@50	220/AA/A	POR
305/30ZR19/XL	(102Y) N2			20K	BSW	41526	10.5 - 11.5	12.3 on 11	26.3	8.5	792	1874@50	220/AA/A	POR
P325/30ZR19/LL	(94Y)	ZP		20K	BSW	15925	12 - 13	13 on 12	26.7	9.5	778	1477@51	220/AA/A	
275/45R20/XL	110Y MO			20K	RRBL	36773	8.5 - 10.5	10.7 on 9	29.8	9.5	697	2336@50	220/AA/A	MB

Ultra-High  
Performance Sport

MICHELIN®

# Pilot® Sport 5

Live each driving moment to the fullest. Amplify sport performance made to last with the MICHELIN® Pilot® Sport 5 tire.



SUMMER



## Experience enhanced, spirited driving that lasts for more miles.

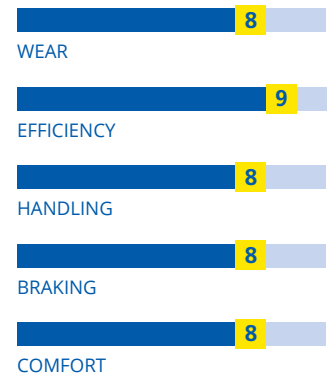
1. Dynamic Response Technology. A hybrid belt made of aramid and nylon filaments ensures optimal transmission of steering instructions on the road, providing a motorsport experience.
2. MaxTouch™ 2.0 Technology maximizes the tire's contact with the road and evenly distributes the forces of acceleration, braking and cornering – delivering longer treadlife without sacrificing performance.

## Command the road confidently with long lasting tire grip.

Dual Sport Tread Design. This fifth-generation sport tire features a dual-sided, functional tread design inspired by motorsport experience. The inner side with large grooves and high void ratio adheres to wet roads, and the external side with rigid blocks grips dry pavement.

## Embrace style and substance.

The Premium Touch sidewall design creates a sleek, matte-black aesthetic with a velvety micro-texture.



## MICHELIN® Pilot® Sport 5

Tire Size	Service Description	Technology	Other	Limited Warranty	Side-wall	MSPN	Rim Width Range (inches)	Section Width on Measuring Rim Width (inches)	Overall Diameter (inches)	Tread Depth (in/32nds)	Rev/Mile @45 mph	Max Load Single (lbs@psi)	UTQG	O.E. Fitments
205/40Zr17/XL	(84Y)			30K	BSW	85024	7 - 8	8.3 on 7.5	23.5	9	887	1102@50	340/A/A	
205/45Zr17/XL	(88Y)			30K	BSW	59525	6.5 - 7.5	8.1 on 7	24.3	9	858	1235@50	340/A/A	
215/55Zr17/XL	(98Y)			30K	BSW	17729	6 - 7.5	8.9 on 7	26.3	9	791	1653@50	340/A/A	
225/50Zr17/XL	(98Y)			30K	BSW	15411	6 - 8	9.2 on 7	25.9	9	803	1653@50	340/A/A	
225/55Zr17/XL	(101Y)			30K	BSW	32676	6 - 8	9.2 on 7	26.8	9	777	1819@50	340/A/A	
245/45Zr17/XL	(99Y)			30K	BSW	73361	7.5 - 9	9.6 on 8	25.7	9	810	1709@50	340/A/A	
205/40Zr18/XL	(86Y)			30K	BSW	06176	7 - 8	8.3 on 7.5	24.5	9	851	1168@50	340/A/A	
215/40Zr18/XL	(89Y)			30K	BSW	74180	7 - 8.5	8.6 on 7.5	24.8	9	840	1279@50	340/A/A	
215/45Zr18/XL	(93Y)			30K	BSW	47997	7 - 8	8.4 on 7	25.6	9	812	1433@50	340/A/A	
235/40Zr18/XL	(95Y)			30K	BSW	54082	8 - 9.5	9.5 on 8.5	25.4	9	819	1521@50	340/A/A	
235/50Zr18/XL	(101Y)			30K	BSW	72714	6.5 - 8.5	9.7 on 7.5	27.3	9	762	1819@50	340/A/A	
275/40Zr18/XL	(103Y)			30K	BSW	07913	9 - 11	10.9 on 9.5	26.7	9	780	1929@50	340/A/A	
235/35Zr19/XL	(91Y)			30K	BSW	81751	8 - 9.5	9.5 on 8.5	25.5	9	817	1356@50	340/A/A	
235/45Zr19/XL	(99Y)			30K	BSW	93065	7.5 - 9	9.3 on 8	27.4	9	760	1709@50	340/A/A	
245/35Zr19/XL	(93Y) M01			30K	BSW	85058	8 - 9.5	9.8 on 8.5	25.8	9	807	1433@51	340/A/A	MB
245/45Zr19/XL	(102Y)			30K	BSW	01591	7.5 - 9	9.6 on 8	27.7	9	751	1874@50	340/A/A	
255/35Zr19/XL	(96Y) M01			30K	BSW	14062	8.5 - 10	10.2 on 9	26	9	799	1565@51	340/A/A	MB
255/45Zr19/XL	(104Y)			30K	BSW	04606	8 - 9.5	10 on 8.5	28.1	9	741	1984@50	340/A/A	
285/40Zr19/XL	(107Y)			30K	BSW	31259	9.5 - 11	11.4 on 10	28	9	743	2149@50	340/A/A	
275/45Zr20/XL	(110Y)			30K	BSW	84948	8.5 - 10.5	10.7 on 9	29.8	9	699	2337@50	340/A/A	

MICHELIN®

# Pilot® Sport 4

From mind to road. Instantly.



SUMMER



### Control and reactivity.

Dynamic Response Technology ensures optimum transmission of steering instructions to the road.

### Exceptional wet and dry grip.

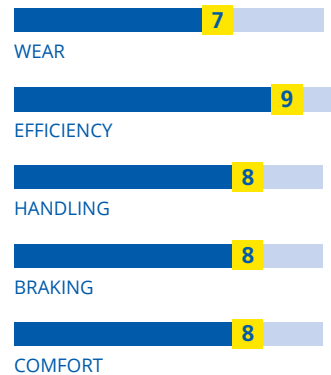
Formula E tread pattern combined with a new generation of functional elastomers and silica provide excellent grip and braking.

### Improved efficiency.

Put more power to the pavement with 13% less rolling resistance than the MICHELIN® Pilot® Sport 3 tire.

### Premium Touch design.

Exterior sidewall with Premium Touch design and a deep rim protector.



#### Original Equipment Fitments:

Audi A4

Kia CK



## MICHELIN® Pilot® Sport 4

Tire Size	Service Description	Technology	Other	Limited Warranty	Side-wall	MSPN	Rim Width Range (inches)	Section Width on Measuring Rim Width (inches)	Overall Diameter (inches)	Tread Depth (in/32nds)	Rev/Mile @45 mph	Max Load Single (lbs@psi)	UTQG	O.E. Fitments
205/55ZR16	(91Y)			20K	BSW	38956	5.5 - 7.5	8.4 on 6.5	24.9	9.5	836	1356@51	320/AA/A	
225/50ZR16	(92Y)			20K	BSW	58771	6 - 8	9.2 on 7	24.9	9.5	836	1389@51	320/AA/A	
195/45ZR17	81W			20K	BSW	44008	6 - 7.5	7.7 on 6.5	23.9	9.5	869	1019@51	320/AA/A	
205/45ZR17/XL	(88Y)			20K	BSW	74535	6.5 - 7.5	8.1 on 7	24.3	9.5	858	1235@50	320/AA/A	
205/50ZR17	89W	ZP		20K	BSW	25045	5.5 - 7.5	8.4 on 6.5	25.1	9.5	828	1279@51	320/A/A	
215/50ZR17/XL	(95Y)			20K	BSW	05625	6 - 7.5	8.9 on 7	25.5	9.5	815	1521@50	320/AA/A	
225/45ZR17	91W	ZP		20K	BSW	21171	7 - 8.5	8.9 on 7.5	25	9.5	833	1356@51	320/A/A	
225/45ZR17	91Y	ZP		20K	BSW	55392	7 - 8.5	8.9 on 7.5	25	9.5	833	1356@51	320/A/A	
225/45ZR17/XL	(94Y)			20K	BSW	39747	7 - 8.5	8.9 on 7.5	25	9.5	833	1477@50	320/AA/A	
235/45ZR17/XL	(97Y)			20K	BSW	20092	7.5 - 9	9.3 on 8	25.4	9.5	821	1609@50	320/AA/A	
255/40ZR17/XL	(98Y)			20K	BSW	73679	8.5 - 10	10.2 on 9	25	9.5	831	1653@50	320/AA/A	
255/45ZR17	(98Y)			20K	BSW	12581	8 - 9.5	10 on 8.5	26.1	9.5	798	1653@51	320/AA/A	
205/40ZR18/XL	(86Y)			20K	BSW	39377	7 - 8	8.3 on 7.5	24.5	9.5	851	1168@50	320/AA/A	FOR
205/40R18/XL	86W	ZP		20K	BSW	58967	7 - 8	8.3 on 7.5	24.5	9.5	851	1168@50	320/A/A	
215/40R18	85Y			20K	BSW	56011	7 - 8.5	8.6 on 7.5	24.8	9.5	840	1135@51	320/AA/A	SUB
225/40ZR18/XL	(92Y)			20K	BSW	09869	7.5 - 9	9.1 on 8	25.1	9.5	829	1389@50	320/AA/A	
225/40R18/XL	92Y *			20K	BSW	38247	7.5 - 9	9.1 on 8	25.1	9.5	829	1389@50	320/AA/A	BMW
225/45R18/XL	95W MO			20K	BSW	21086	7 - 8.5	8.9 on 7.5	25.9	9.5	802	1521@50	320/AA/A	MB
225/45R18/XL	95Y * S1			20K	BSW	06644	7 - 8.5	8.9 on 7.5	25.9	9	802	1521@50	320/A/A	BMW
225/45R18/XL	95Y *			20K	BSW	01333	7 - 8.5	8.9 on 7.5	25.9	9.5	802	1521@50	320/AA/A	BMW
225/45R18/XL	95Y *	ZP		20K	BSW	91640	7 - 8.5	8.9 on 7.5	25.9	9.5	802	1521@50	320/A/A	BMW
235/40ZR18/XL	(95Y) MO1			20K	BSW	26964	8 - 9.5	9.5 on 8.5	25.4	9	819	1521@50	320/AA/A	
235/45ZR18/XL	98Y T0	Acoustic		20K	BSW	45912	7.5 - 9	9.3 on 8	26.3	9	790	1653@50	320/AA/A	TES
245/40ZR18	93Y AO			20K	BSW	05629	8 - 9.5	9.8 on 8.5	25.7	9.5	809	1433@51	320/AA/A	AUD
245/40ZR18/XL	(97Y) MO1			20K	BSW	15903	8 - 9.5	9.8 on 8.5	25.7	9.5	809	1609@50	320/AA/A	MB
245/45R18/XL	100Y *	ZP		20K	BSW	04253	7.5 - 9	9.6 on 8	26.7	9.5	780	1764@50	320/A/A	BMW
255/40R18/XL	99Y * S1			20K	BSW	03527	8.5 - 10	10.2 on 9	26	9	799	1709@50	320/A/A	BMW
255/40R18/XL	99Y *			20K	BSW	10526	8.5 - 10	10.2 on 9	26	9.5	799	1709@50	320/AA/A	BMW
255/40R18/XL	99Y *	ZP		20K	BSW	20547	8.5 - 10	10.2 on 9	26	9.5	799	1709@50	320/A/A	BMW
275/40R18/XL	103Y *	ZP		20K	BSW	22311	9 - 11	10.9 on 9.5	26.7	9.5	780	1929@50	320/A/A	BMW
275/45ZR18/XL	(107Y)			20K	BSW	60228	8.5 - 10.5	10.8 on 9	27.8	9.5	749	2149@50	320/AA/A	
225/40ZR19/XL	(93Y)			20K	BSW	17160	7.5 - 9	9.1 on 8	26.1	9.5	797	1433@50	320/AA/A	KIA
225/40ZR19/XL	93Y	ZP		20K	BSW	05853	7.5 - 9	9.1 on 8	26.1	9.5	797	1433@50	320/A/A	
225/45ZR19/XL	96W	ZP		20K	BSW	81013	7 - 8.5	8.9 on 7.5	27	9	771	1565@50	320/A/A	
225/55R19/XL	103Y NFO			20K	BSW	19105	6 - 8	9.2 on 7	28.8	9.5	723	1929@50	320/AA/A	POR
235/45ZR19/XL	(99Y) MO			20K	BSW	10651	7.5 - 9	9.3 on 8	27.4	9	760	1709@50	320/AA/A	MB

Ultra-High  
Performance Sport

Continued ►

Refer to the Important Product Information section at the back of the book.

## MICHELIN® Pilot® Sport 4

Tire Size	Service Description	Technology	Other	Limited Warranty	Side-wall	MSPN	Rim Width Range (inches)	Section Width on Measuring Rim Width (inches)	Overall Diameter (inches)	Tread Depth (in/32nds)	Rev/Mile @45 mph	Max Load Single (lbs@psi)	UTQG	O.E. Fit-ments
245/40R19/XL	98Y * S1			20K	BSW	11347	8 - 9.5	9.8 on 8.5	26.7	9.5	778	1653@50	320/AA/A	BMW
245/40R19/XL	98Y *	ZP		20K	BSW	56276	8 - 9.5	9.8 on 8.5	26.7	9.5	778	1653@50	320/A/A	BMW
245/45R19/XL	102Y AO			20K	BSW	09052	7.5 - 9	9.6 on 8	27.7	9.5	751	1874@50	320/AA/A	AUD
245/45R19/XL	102Y AO	Acoustic		20K	BSW	38057	7.5 - 9	9.6 on 8	27.7	9.5	751	1874@50	320/AA/A	AUD
245/45ZR19/XL	102Y GOE			20K	BSW	55704	7.5 - 9	9.6 on 8	27.7	9.5	751	1874@50	320/AA/A	HYN
255/35ZR19/XL	96Y	ZP		20K	BSW	08482	8.5 - 10	10.2 on 9	26	9.5	799	1565@50	320/A/A	
255/40R19/XL	100W VOL	Acoustic		20K	BSW	95379	8.5 - 10	10.2 on 9	27.1	9.5	769	1764@50	320/AA/A	VOV
255/40R19/XL	100Y *			20K	BSW	29666	8.5 - 10	10.2 on 9	27.1	9	769	1764@50	320/A/A	BMW
255/40ZR19	96W	ZP		20K	BSW	71137	8.5 - 10	10.2 on 9	27.1	9	769	1565@51	320/A/A	
255/45R19/XL	104Y AO	Acoustic		20K	BSW	56201	8 - 9.5	10 on 8.5	28.1	9.5	741	1984@50	320/AA/A	AUD
255/45R19/XL	104Y AO S1	Acoustic		20K	BSW	21950	8 - 9.5	10 on 8.5	28.1	9.5	741	1984@50	320/AA/A	AUD
265/45ZR19/XL	(105Y) NDO			20K	BSW	44329	8.5 - 10	10.5 on 9	28.4	9.5	733	2039@50	320/AA/A	POR
265/45ZR19/XL	(105Y) NO			20K	BSW	52924	8.5 - 10	10.5 on 9	28.4	9.5	733	2039@50	300/AA/A	POR
275/30ZR19/XL	96Y	ZP		20K	BSW	01160	9 - 10	10.9 on 9.5	25.6	9	814	1565@50	320/A/A	
275/35R19/XL	100Y *	ZP		20K	BSW	67563	9 - 11	10.9 on 9.5	26.6	9.5	783	1764@50	320/A/A	BMW
275/40ZR19/XL	105Y GOE			20K	BSW	78563	9 - 11	10.9 on 9.5	27.7	9.5	751	2039@50	320/AA/A	HYN
275/45R19/XL	108Y NFO			20K	BSW	70568	8.5 - 10.5	10.7 on 9	28.8	9.5	723	2205@50	320/AA/A	POR
295/40ZR19/XL	(108Y) NO			20K	BSW	06926	10 - 11.5	11.8 on 10.5	28.3	9.5	735	2205@50	300/AA/A	POR
295/40ZR19/XL	(108Y) NDO			20K	BSW	14596	10 - 11.5	11.85 on 10.5	28.3	9.5	735	2205@50	320/AA/A	POR
245/35R20/XL	95W VOL			20K	BSW	42512	8 - 9.5	9.8 on 8.5	26.8	9	777	1521@50	320/AA/A	VOV
245/35R20/XL	95Y *			20K	BSW	91126	8 - 9.5	9.8 on 8.5	26.8	9.5	777	1521@50	320/AA/A	BMW
245/40ZR20/XL	99Y	ZP		20K	BSW	23693	8 - 9.5	9.8 on 8.5	27.7	9.5	750	1709@50	320/A/A	
245/45R20/XL	103Y NFO			20K	BSW	64938	7.5 - 9	9.6 on 8	28.7	9.5	726	1929@50	320/AA/A	POR
245/45RF20	99Y	ZP		20K	BSW	52969	7.5 - 9	9.6 on 8	28.7	9	726	1709@50	320/A/A	
255/35R20/XL	97Y *			20K	BSW	01214	8.5 - 10	10.2 on 9	27	9.5	770	1609@50	320/AA/A	BMW
255/40R20/XL	101Y AO	Acoustic		20K	BSW	26672	8.5 - 10	10.2 on 9	28	9.5	742	1819@50	320/AA/A	AUD
255/40ZR20/XL	101Y	ZP		20K	BSW	31283	8.5 - 10	10.2 on 9	28	9.5	742	1819@50	320/A/A	
275/35ZR20/XL	102Y	ZP		20K	BSW	61368	9 - 11	10.9 on 9.5	27.6	9.5	755	1874@50	320/A/A	
275/40RF20	102Y	ZP		20K	BSW	10899	9 - 11	10.9 on 9.5	28.7	9	726	1874@51	320/A/A	
275/40ZR20/XL	(106Y) NO	Acoustic		20K	BSW	71282	9 - 11	10.9 on 9.5	28.7	9.5	726	2094@50	300/AA/A	POR
285/35ZR20/XL	104Y	ZP		20K	BSW	16420	9.5 - 11	11.4 on 10	27.9	9.5	746	1984@50	320/A/A	
285/40R20/XL	108Y NFO			20K	BSW	46442	9.5 - 11	11.4 on 10	29	9.5	718	2205@50	320/AA/A	POR
315/35ZR20/XL	(110Y) NO	Acoustic		20K	BSW	72239	10.5 - 12.5	12.6 on 11	28.7	9.5	726	2337@50	300/AA/A	POR
275/35ZR21/XL	(103Y) NO	Acoustic		20K	BSW	63342	9 - 11	10.9 on 9.5	28.5	9.5	729	1929@50	300/AA/A	POR
315/30ZR21/XL	(105Y) NO	Acoustic		20K	BSW	21661	10.5 - 11.5	12.6 on 11	28.5	9.5	731	2039@50	300/AA/A	POR
325/30ZR21/XL	(108Y) NO	Acoustic		20K	BSW	15324	11 - 12	13 on 11.5	28.7	9.5	725	2205@50	300/AA/A	POR





MICHELIN®

# Pilot® Sport 4 SUV

Enjoy your ride – we'll take care of the rest. The MICHELIN® Pilot® Sport 4 SUV tire turns your SUV into a sports car.



## Outstanding grip and safety. 11% better wet braking and 4% better dry braking<sup>1</sup>.

1. Asymmetrical tread pattern: external part for dry conditions and internal part for wet roads.
2. Groove design mastered to rigidify the tread pattern and provide grip under lateral solicitation.
3. New compound mix with innovative elastomers and thin silica for excellent grip and braking on wet roads.

## Excellent longevity and SUV-dedicated robustness. 12% longer treadlife<sup>2</sup>.

1. Rigid blocks on the tread pattern are optimized for longevity.
2. High-density double casing for tire robustness.
3. Hybrid belt made of aramid and nylon protect the sidewall and steel belts.

## Premium sidewall design, including rim protection.

Our Premium Touch finish provides a dark velvet effect on the external sidewall, while a deep rim protector guards against light wheel damage.



<sup>1</sup>Based on commissioned third-party braking tests conducted by TÜV SÜD product service in August and September 2018 comparing the MICHELIN® Pilot® Sport 4 SUV tire versus the MICHELIN® Latitude® Sport 3 tire in size 235/60R18 107W using an Audi® Q5 2.0 TDI. Actual on-road results may vary.

<sup>2</sup>Based on a commissioned third-party longevity test conducted by DEKRA Test Center in August and September 2018 comparing the MICHELIN® Pilot® Sport 4 SUV tire versus the MICHELIN® Latitude® Sport 3 tire in size 235/60R18 107W using a Hyundai® Santa Fe CRDI. Longevity test run in average real usage with 6,200 miles run and extrapolated longevity to 1.6 mm. Actual on-road results may vary.



## MICHELIN® Pilot® Sport 4 SUV

Tire Size	Service Description	Technology	Other	Limited Warranty	Side-wall	MSPN	Rim Width Range (inches)	Section Width on Measuring Rim Width (inches)	Overall Diameter (inches)	Tread Depth (in/32nds)	Rev/Mile @45 mph	Max Load Single (lbs@psi)	UTQG	O.E. Fitments
225/65R17/XL	106V			20K	BSW	05071	6 - 8	9 on 6.5	28.5	9.5	730	2094@50	220/A/A	
225/60R18	100V			20K	BSW	27557	6 - 8	9 on 6.5	28.6	9.5	727	1764@51	220/A/A	
235/60R18/XL	107W			20K	BSW	43840	6.5 - 8.5	9.5 on 7	29.1	9.5	715	2149@50	220/A/A	
235/65R18/XL	110H			20K	BSW	50098	6.5 - 8.5	9.4 on 7	30	9.5	692	2337@50	220/A/A	
255/55R18/XL	109Y			20K	BSW	36740	7 - 9	10.4 on 8	29	9.5	717	2271@50	220/A/A	
255/60R18/XL	112W			20K	BSW	68420	7 - 9	10.2 on 7.5	30	9.5	692	2469@50	220/A/A	
265/60R18	110V			20K	BSW	62343	7.5 - 9.5	10.7 on 8	30.5	9.5	682	2337@51	220/A/A	
225/55R19	99V			20K	BSW	29473	6 - 8	9.2 on 7	28.8	9.5	723	1709@51	220/A/A	
235/45R19	95V	ZP		20K	BSW	05059	7.5 - 9	9.3 on 8	27.4	9.5	760	1521@51	220/A/A	
235/50R19	99V			20K	BSW	72615	6.5 - 8.5	9.6 on 7.5	28.3	9.5	735	1709@51	220/A/A	
235/55R19	101V	ZP		20K	BSW	83619	6.5 - 8.5	9.6 on 7.5	29.2	9.5	713	1819@51	220/A/A	
235/55R19	101Y NEO			20K	BSW	35723	6.5 - 8.5	9.6 on 7.5	29.2	9.5	713	1819@51	220/A/A	POR
235/55R19/XL	105Y			20K	BSW	00715	6.5 - 8.5	9.7 on 7.5	29.2	9.5	713	2039@50	220/A/A	
235/60R19/XL	107VJ			20K	BSW	17241	6.5 - 8.5	9.5 on 7	30.1	9.5	691	2149@50	220/A/A	JAG
245/50R19/XL	105W *			20K	BSW	86594	7 - 8.5	10 on 7.5	28.7	9.5	725	2039@50	220/A/A	BMW
255/50R19	103Y NEO			20K	BSW	37892	7 - 9	10.4 on 8	29.1	9.5	715	1929@51	220/A/A	POR
255/50R19/XL	107Y			20K	BSW	39750	7 - 9	10.4 on 8	29.1	9.5	715	2149@50	220/A/A	
255/55R19/XL	111Y			20K	BSW	33611	7 - 9	10.4 on 8	30	9.5	692	2403@50	220/A/A	
265/50R19/XL	110Y			20K	BSW	07016	7.5 - 9.5	10.9 on 8.5	29.5	9.5	705	2337@50	220/A/A	
265/55R19/XL	113Y			20K	BSW	49166	7.5 - 9.5	10.9 on 8.5	30.5	9.5	682	2535@50	220/A/A	
295/45R19/XL	113Y			20K	BSW	16411	9.5 - 11	11.6 on 10	29.5	9.5	705	2535@50	220/A/A	
225/40R20/XL	94Y	ZP		20K	BSW	96838	7.5 - 9	9.1 on 8	27.1	9	768	1477@50	220/A/A	
235/50R20/XL	104YJLR			20K	BSW	85914	6.5 - 8.5	9.6 on 7.5	29.3	9.5	710	1984@50	220/A/A	JAG
245/50R20	102V			20K	BSW	16903	7 - 8.5	10 on 7.5	29.7	9.5	701	1874@51	220/A/A	
255/45R20	101W	ZP		20K	BSW	52694	8 - 9.5	10 on 8.5	29.1	9.5	716	1819@51	220/A/A	
255/45R20/XL	105W MO			20K	BSW	57716	8 - 9.5	10 on 8.5	29.1	9.5	716	2039@50	220/A/A	MB
255/45R20/XL	105Y			20K	BSW	31053	8 - 9.5	10 on 8.5	29.1	9.5	716	2039@50	220/A/A	
255/50R20/XL	109Y			20K	BSW	59229	7 - 9	10.4 on 8	30.1	9.5	691	2271@50	220/A/A	
255/55R20/XL	110Y			20K	BSW	51598	7 - 9	10.4 on 8	31	9.5	671	2337@50	220/A/A	
265/45R20/XL	108Y			20K	BSW	39056	8.5 - 10	10.5 on 9	29.4	9.5	708	2205@50	220/A/A	
265/50R20	107V			20K	BSW	95554	7.5 - 9.5	10.9 on 8.5	30.5	9.5	683	2149@51	220/A/A	
265/50R20/XL	111W GOE			20K	BSW	03266	7.5 - 9.5	10.9 on 8.5	30.5	9.5	683	2403@50	220/A/A	HYN
275/40R20/XL	106Y			20K	BSW	76155	9 - 11	10.9 on 9.5	28.7	9.5	726	2094@50	220/A/A	

Ultra-High  
Performance Sport

Continued ►

Refer to the Important Product Information section at the back of the book.

## MICHELIN® Pilot® Sport 4 SUV

Tire Size	Service Description	Technology	Other	Limited Warranty	Side-wall	MSPN	Rim Width Range (inches)	Section Width on Measuring Rim Width (inches)	Overall Diameter (inches)	Tread Depth (in/32nds)	Rev/ Mile @45 mph	Max Load Single (lbs@psi)	UTQG	O.E. Fit-ments
275/45R20/XL	110V VOL			20K	BSW	65176	8.5 - 10.5	10.7 on 9	29.8	9.5	699	2337@50	220/A/A	VOV
275/45R20/XL	110Y			20K	BSW	35626	8.5 - 10.5	10.7 on 9	29.8	9.5	699	2337@50	220/A/A	
275/50ZR20/XL	113Y MO1			20K	BSW	38287	7.5 - 9.5	11.2 on 8.5	30.9	9.5	674	2535@50	220/A/A	MB
285/45R20/XL	112Y			20K	BSW	40571	9 - 10.5	11.2 on 9.5	30.1	9.5	691	2469@50	220/A/A	
285/50R20/XL	116W			20K	BSW	02197	8 - 10	11.7 on 9	31.3	9.5	665	2756@50	220/A/A	
295/40R20/XL	110Y			20K	BSW	96128	10 - 11.5	11.8 on 10.5	29.3	9.5	710	2337@50	220/A/A	
305/40R20/XL	112Y			20K	BSW	17219	10 - 12	12.3 on 11	29.6	9.5	702	2469@50	220/A/A	
235/45R21/XL	101Y MO			20K	BSW	11175	7.5 - 9	9.3 on 8	29.3	9.5	709	1819@50	220/A/A	MB
235/45R21/XL	101Y MO-S	Acoustic		20K	BSW	21815	7.5 - 9	9.3 on 8	29.3	9.5	709	1819@50	220/A/A	MB
245/45R21/XL	104W			20K	BSW	07493	7.5 - 9	9.6 on 8	29.7	9.5	702	1984@50	220/A/A	
255/40R21/XL	102Y MO			20K	BSW	23507	8.5 - 10	10.2 on 9	29	9.5	717	1874@50	220/A/A	MB
255/40R21/XL	102Y			20K	BSW	02372	8.5 - 10	10.2 on 9	29	9.5	717	1874@50	220/A/A	
265/40R21/XL	105Y			20K	BSW	20817	9 - 10.5	10.7 on 9.5	29.3	9.5	709	2039@50	220/A/A	
265/45R21	104W			20K	BSW	42510	8.5 - 10	10.5 on 9	30.4	9.5	685	1984@51	220/A/A	
275/45ZR21/XL	110Y MO1			20K	BSW	19709	8.5 - 10.5	10.7 on 9	30.7	9.5	676	2337@51	300/AA/A	MB
275/50R21/XL	113V			20K	BSW	30939	7.5 - 9.5	11.2 on 8.5	31.9	9.5	653	2535@50	220/A/A	
285/40R21/XL	109Y			20K	BSW	38645	9.5 - 11	11.4 on 10	30	9.5	694	2271@50	220/A/A	
285/45R21/XL	113Y			20K	BSW	21565	9 - 10.5	11.2 on 9.5	31.1	9.5	670	2535@50	220/A/A	
295/35R21/XL	107Y			20K	BSW	02352	10 - 11.5	11.8 on 10.5	29.1	9.5	715	2149@50	220/A/A	
295/40R21/XL	111Y			20K	BSW	34883	10 - 11.5	11.8 on 10.5	30.3	9.5	687	2403@50	220/A/A	
315/35R21/XL	111Y			20K	BSW	56577	10.5 - 12.5	12.6 on 11	29.7	9.5	702	2403@50	220/A/A	
315/40ZR21/XL	115Y MO1			20K	BSW	37033	10.5 - 12.5	12.6 on 11	30.9	9.5	673	2679@51	300/AA/A	MB
275/35R22/XL	104Y			20K	BSW	02561	9 - 11	10.9 on 9.5	29.6	9.5	703	1984@50	220/A/A	
275/40R22/XL	108Y			20K	BSW	24663	9 - 11	10.9 on 9.5	30.7	9.5	678	2205@50	220/A/A	
285/40R22/XL	110Y			20K	BSW	80157	9.5 - 11	11.4 on 10	31	9.5	671	2337@50	220/A/A	
285/45R22/XL	114Y			20K	BSW	12706	9 - 10.5	11.2 on 9.5	32.1	9.5	648	2601@50	220/A/A	
295/40R22/XL	112Y			20K	BSW	37505	10 - 11.5	11.9 on 10.5	31.3	9.5	665	2469@50	220/A/A	
325/40R22	114Y			20K	BSW	30345	11 - 13	13 on 11.5	32.2	9.5	645	2601@51	220/A/A	
285/35R23/XL	107Y			20K	BSW	21771	9.5 - 11	11.4 on 10	30.9	9.5	674	2149@50	220/A/A	
295/35R23/XL	108Y			20K	BSW	89284	10 - 11.5	12.3 on 10.5	31.1	9.5	669	2205@50	220/A/A	



MICHELIN®

# Pilot® Sport 3

Tuned to be Original Equipment on Ultra-High Performance vehicles such as the Mercedes-AMG E 63 and Audi® A5.



SUMMER

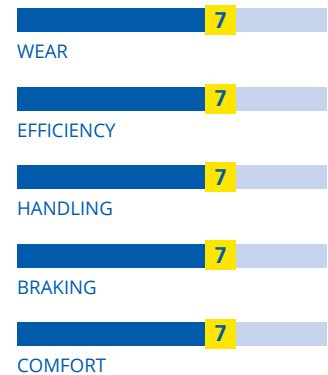


## Outstanding wet performance.

Engineered to excel in wet conditions, with the ability to hold curves without slipping and brake shorter<sup>1</sup>.

## The choice of top sports car manufacturers<sup>2</sup>.

Popular with Ultra-High Performance car enthusiasts demanding a precise steering response.



### Original Equipment Fitments:

Audi A5

Mercedes-AMG E 63

<sup>1</sup>Tests conducted in 2009 by Germany's independent TÜV SÜD Automotive Center using tires in size 245/40ZR18 Y. Compared with the MICHELIN® Pilot® Sport PS2™ tire.  
<sup>2</sup>The MICHELIN® Pilot® Sport tire range is certified for use on more than 200 Original Equipment models.



## MICHELIN® Pilot® Sport 3

Tire Size	Service Description	Technology	Other	Limited Warranty	Side-wall	MSPN	Rim Width Range (inches)	Section Width on Measuring Rim Width (inches)	Overall Diameter (inches)	Tread Depth (in/32nds)	Rev/Mile @45 mph	Max Load Single (lbs@psi)	UTQG	O.E. Fitments
205/45ZR16/XL	87W			20K	BSW	77135	6.5 - 7.5	8.1 on 7	23.2	9	895	1202@50	320/AA/A	
215/45R16/XL	90V AO			20K	BSW	79266	7 - 8	8.4 on 7	23.6	9.5	881	1323@50	320/AA/A	AUD
245/40ZR18/XL	97Y AO			20K	BSW	29964	8 - 9.5	9.8 on 8.5	25.7	8.5	809	1609@50	320/AA/A	AUD
255/40ZR18/XL	(99Y) MO1			20K	BSW	71948	8.5 - 10	10.2 on 9	26	9.5	799	1709@50	320/AA/A	MB
285/35ZR18/XL	(101Y) MO1			20K	BSW	13905	9.5 - 11	11.4 on 10	25.9	8.5	804	1819@50	320/AA/A	MB
245/45ZR19/XL	102Y MO			20K	BSW	20232	7.5 - 9	9.6 on 8	27.7	9	751	1874@50	320/AA/A	MB
245/45ZR19/XL	102Y T0	Acoustic		20K	BSW	33905	7.5 - 9	9.6 on 8	27.7	9	751	1874@50	320/AA/A	TES
255/35ZR19/XL	96Y AO			20K	BSW	02262	8.5 - 10	10.2 on 9	26	9.5	799	1565@50	320/AA/A	AUD
255/40ZR19/XL	(100Y) MO			20K	BSW	51200	8.5 - 10	10.2 on 9	27.1	9.5	769	1764@50	320/AA/A	MB
255/40ZR19/XL	100Y AO			20K	BSW	79600	8.5 - 10	10.2 on 9	27.1	9	769	1764@50	320/AA/A	AUD
275/40ZR19	101Y MO			20K	BSW	38194	9 - 11	11 on 9.5	27.7	9	751	1819@51	320/AA/A	MB
275/40ZR19/XL	(105Y) MO			20K	BSW	82561	9 - 11	10.9 on 9.5	27.7	9.5	751	2039@50	320/AA/A	MB
245/35R20/XL	95Y *MOE	ZP		20K	BSW	87416	8 - 9.5	9.8 on 8.5	26.8	9	777	1499@50	320/AA/A	BMW, MB
245/35R20/XL	95Y *MOE	ZP Acoustic		20K	BSW	16371	8 - 9.5	9.8 on 8.5	26.8	9	777	1521@50	320/AA/A	BMW, MB
255/40R20/XL	(101Y) MO	Acoustic		20K	BSW	81746	8.5 - 10	10.2 on 9	28	9	742	1819@50	320/AA/A	MB
275/30R20/XL	97Y MO	ZP		20K	BSW	69212	9 - 10	10.9 on 9.5	26.5	9	784	1609@50	320/AA/A	MB
285/35R20/XL	(104Y) MO			20K	BSW	02359	9.5 - 11	11.4 on 10	27.9	9.5	746	1984@50	320/AA/A	MB

Ultra-High  
Performance Sport

MICHELIN®

**Latitude® Sport 3**

Ultra-High Performance SUV and Crossover tire with sport performance capabilities via outstanding dry grip and coupled with excellent wet grip.



SUMMER

**Chosen by some of the world's best vehicle manufacturers.**

The choice of such prominent SUV and Crossover manufacturers as Porsche® and BMW®.

**Engineered to excel in wet conditions.**

A new tread compound and increased void ratio offer improved wet grip when compared to its predecessor, the MICHELIN® Latitude® Sport tire¹.

**Lower rolling resistance.**

Variable Thickness Sipes reduce tread block deformation, which improves rolling resistance².

**Original Equipment Fitments:**

Audi Q5  
Mercedes GLK  
Porsche Cayenne  
Porsche Macan  
Tesla Model X

¹Tests conducted in 2013 by Germany's independent TÜV SÜD Automotive Center using tires in size 235/65R17 on a wet road. Compared with the MICHELIN® Latitude® Sport tire.

²Compared to its predecessor, the MICHELIN® Latitude® Sport tire.

Tire Size	Service Description	Technology	Other	Limited Warranty	Side-wall	MSPN	Rim Width Range (inches)	Section Width on Measuring Rim Width (inches)	Overall Diameter (inches)	Tread Depth (in/32nds)	Rev/ Mile @45 mph	Max Load Single (lbs@psi)	UTQG	O.E. Fitments
245/65R17/XL	111H MO-V			20K	BSW	59926	7 - 8.5	9.8 on 7	29.5	8.5	704	2403@50	220/A/A	MB
235/55R18	100W MO			20K	BSW	23743	6.5 - 8.5	9.6 on 7.5	28.2	8.5	739	1764@51	220/A/A	MB
235/60R18	103V MO			20K	BSW	67326	6.5 - 8.5	9.5 on 7	29.1	8.5	715	1929@44	220/A/A	MB
235/60R18	103W N0			20K	BSW	09050	6.5 - 8.5	9.5 on 7	29.1	8.5	715	1929@51	220/AA/A	POR
235/60R18	103W A0			20K	BSW	97317	6.5 - 8.5	9.5 on 7	29.1	8.5	715	1929@51	220/AA/A	AUD
255/55R18	105W N0			20K	BSW	37108	7 - 9	10.4 on 8	29	8.5	717	2039@51	220/AA/A	POR



## MICHELIN® Latitude® Sport 3

Tire Size	Service Description	Technology	Other	Limited Warranty	Side-wall	MSPN	Rim Width Range (inches)	Section Width on Measuring Rim Width (inches)	Overall Diameter (inches)	Tread Depth (in/32nds)	Rev/Mile @45 mph	Max Load Single (lbs@psi)	UTQG	O.E. Fit-ments
255/55R18/XL	109V *	ZP		20K	BSW	98364	7 - 9	10.4 on 8	29	8.5	717	2271@50	220/AA/A	BMW
235/50R19/XL	103V VOL			20K	BSW	05473	6.5 - 8.5	9.7 on 7.5	28.3	8.5	735	1929@50	220/AA/A	VOV
235/50R19	99W MO			20K	BSW	44403	6.5 - 8.5	9.6 on 7.5	28.3	8.5	735	1709@51	220/A/A	MB
235/55R19	101W AO			20K	BSW	31637	6.5 - 8.5	9.6 on 7.5	29.1	8.5	713	1819@51	220/AA/A	AUD
235/55R19	101Y N0			20K	BSW	01970	6.5 - 8.5	9.7 on 7.5	29.1	8.5	713	1819@51	220/AA/A	POR
235/55R19/XL	105V VOL	Acoustic		20K	BSW	03171	6.5 - 8.5	9.7 on 7.5	29.2	8.5	713	2039@50	220/AA/A	VOV
245/50R19/XL	105W *	ZP		20K	BSW	42717	7 - 8.5	9.9 on 7.5	28.7	8.5	725	2039@50	220/AA/A	BMW
255/50R19	103Y N0			20K	BSW	67256	7 - 9	10.4 on 8	29.1	8.5	715	1929@51	220/AA/A	POR
255/50R19/XL	107W MO			20K	BSW	14025	7 - 9	10.4 on 8	29.1	8.5	715	2149@50	220/AA/A	MB
255/55Z19/XL	(111Y) N0			20K	BSW	95712	7 - 9	10.4 on 8	30	8.5	692	2403@50	220/A/A	POR
265/50R19/XL	110W *	ZP		20K	BSW	31529	7.5 - 9.5	10.9 on 8.5	29.5	8.5	705	2337@50	220/AA/A	BMW
265/50R19/XL	110Y N0			20K	BSW	06580	7.5 - 9.5	10.9 on 8.5	29.5	8.5	705	2337@50	220/AA/A	POR
275/50Z19/XL	(112Y) N0			20K	BSW	31951	7.5 - 9.5	11.2 on 8.5	29.9	8.5	696	2447@50	220/A/A	POR
245/45R20/XL	103W *	ZP		20K	BSW	25771	7.5 - 9	9.5 on 8	28.7	8.5	726	1929@50	220/AA/A	BMW
255/45R20	101W AO			20K	BSW	20926	8 - 9.5	10 on 8.5	29.1	8.5	716	1819@51	220/AA/A	AUD
255/45R20/XL	105Y T0	Acoustic		20K	BSW	33511	8 - 9.5	10 on 8.5	29.1	8.5	716	2039@50	220/A/A	TES
255/45Z20/XL	105Y MO			20K	BSW	27353	8 - 9.5	10 on 8.5	29.1	8.5	716	2039@50	220/AA/A	MB
265/45R20	104Y N0			20K	BSW	29399	8.5 - 10	10.5 on 9	29.4	8.5	708	1984@51	220/AA/A	POR
275/40R20/XL	106W *	ZP		20K	BSW	08033	9 - 11	10.9 on 9.5	28.7	8.5	726	2094@50	220/AA/A	BMW
275/45R20/XL	110V VOL			20K	BSW	13891	8.5 - 10.5	10.8 on 9	29.8	8.5	699	2337@50	220/AA/A	VOV
275/45R20/XL	110Y T0	Acoustic		20K	BSW	77699	8.5 - 10.5	10.7 on 9	29.8	8.5	699	2337@50	220/A/A	TES
275/50R20/XL	113W MO			20K	BSW	07039	7.5 - 9.5	11.2 on 8.5	30.9	8.5	674	2535@50	220/A/A	MB
275/50R20/XL	113W *	ZP		20K	BSW	50645	7.5 - 9.5	11.2 on 8.5	30.9	8.5	674	2535@50	220/AA/A	BMW
285/40Z20/XL	108Y MO			20K	BSW	47718	9.5 - 11	11.4 on 10	29	8.5	718	2205@50	220/A/A	MB
295/40R20	106Y N0			20K	BSW	45486	10 - 11.5	11.8 on 10.5	29.3	8.5	710	2094@51	220/AA/A	POR
265/40R21	101Y N0			20K	BSW	88610	9 - 10.5	10.6 on 9.5	29.3	8.5	709	1819@51	220/AA/A	POR
265/40R21	101Y N2			20K	BSW	32592	9 - 10.5	10.7 on 9.5	29.3	8.5	709	1819@51	220/AA/A	POR
275/45R21	107Y MO-S	Acoustic		20K	BSW	12726	8.5 - 10.5	10.7 on 9	30.8	8.5	676	2149@51	220/A/A	MB
275/45R21	107Y MO			20K	BSW	36160	8.5 - 10.5	10.7 on 9	30.8	8.5	676	2149@51	220/A/A	MB
295/35R21	103Y N0			20K	BSW	65582	10 - 11.5	11.8 on 10.5	29.1	8.5	715	1929@51	220/AA/A	POR
295/35R21	103Y N2			20K	BSW	40211	10 - 11.5	11.9 on 10.5	29.1	8.5	715	1929@51	220/AA/A	POR
295/35Z21/XL	107Y MO			20K	BSW	17456	10 - 11.5	11.9 on 10.5	29.1	8.5	715	2149@50	220/AA/A	MB
295/35R21/XL	107Y N1			20K	BSW	65637	10 - 11.5	11.8 on 10.5	29.1	8.5	715	2149@50	220/AA/A	POR
315/40R21	111Y MO			20K	BSW	05044	10.5 - 12.5	12.6 on 11	30.9	8.5	673	2403@51	220/A/A	MB
315/40R21	111Y MO-S	Acoustic		20K	BSW	60092	10.5 - 12.5	12.6 on 11	30.9	8.5	673	2403@51	220/A/A	MB

MICHELIN®

**Latitude® Sport**

Ultra-High Performance SUV and Crossover tire that offers sport performance capabilities via excellent dry grip.



SUMMER

**Chosen by some of the world's best vehicle manufacturers.**

The choice of such prominent SUV and Crossover manufacturers such as Porsche® and Audi®.

**Performance bred.**

Incorporates the same tread pattern and tread compounds found in the legendary MICHELIN® Pilot® Sport PS2™ tire to achieve unparalleled dry grip.

**High-speed confidence¹.**

FAZ Technology™ places reinforcing filaments under the tread precisely where they need to be for a stable feel and crisp, confident handling at high speeds.

**Original Equipment Fitments:**

Audi Q7  
Volkswagen Touareg  
Porsche Cayenne

¹Exceeding the safe, legal speed limit is neither recommended nor endorsed.

Tire Size	Service Description	Technology	Other	Limited Warranty	Side-wall	MSPN	Rim Width Range (inches)	Section Width on Measuring Rim Width (inches)	Overall Diameter (inches)	Tread Depth (in/32nds)	Rev/ Mile @45 mph	Max Load Single (lbs@psi)	UTQG	O.E. Fitments
235/55R17	99V A0			20K	BSW	47579	6.5 - 8.5	9.6 on 7.5	27.2	8.5	766	1554@44	220/AA/A	WW
255/55R18/XL	109Y N1			20K	BSW	37580	7 - 9	10.4 on 8	29	10	717	2064@50	220/AA/A	POR
275/45R19/XL	108Y N0			20K	BSW	12808	8.5 - 10.5	10.8 on 9	28.8	10	723	2004@50	220/AA/A	POR, WW
275/55R19	111W M0			20K	BSW	04474	7.5 - 9.5	11.2 on 8.5	30.9	9	673	2185@51	220/AA/A	MB
275/45R20/XL	110Y N0			20K	BSW	39661	8.5 - 10.5	10.8 on 9	29.8	8.5	699	2124@50	220/AA/A	POR
295/35R21/XL	107Y N1			20K	BSW	73118	10 - 11.5	11.9 on 10.5	29.1	8.5	715	1954@50	220/AA/A	POR

Refer to the Important Product Information section at the back of the book.



MICHELIN®

# Pilot® Sport All Season 4

Design that stands out from the crowd.



ALL-SEASON



## Performance made to last. The MICHELIN® Pilot® Sport All Season 4 tire has up to 29% more treadlife than leading competitors¹.

Dynamic Response Technology. Developed on the track and proven on the street, our innovative technology ensures forces and temperatures are distributed evenly for a longer wear life.

## Elevate your potential in all seasons. Dry, wet or snow-covered, the MICHELIN® Pilot® Sport All Season 4 tire delivers superior performance².

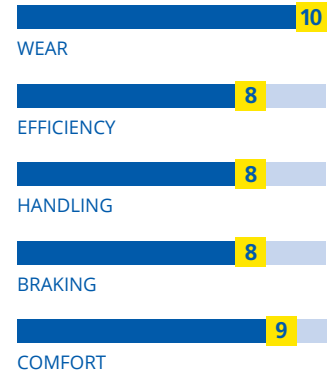
1. An asymmetric tread pattern places more rubber on the outer shoulder to deliver exceptional lateral grip.
2. The Extreme Silica+ tread compound is a race-inspired tread compound engineered with maximum levels of silica to grab hold of slick pavement.
3. 360-Degree Variable Sipe Technology has distinctive full-depth and interlocking sipes that provide Biting Edges for improved traction in wet and snowy conditions.
4. Helio+ Technology³ offers advanced rubber that grips the road even in freezing conditions.
5. Biting Edges located in the tread grooves grab loose snow to help control acceleration and braking in winter conditions.

### Supercar certified.

The first all-season tire chosen by Chevrolet® for Corvette.

¹Based on an internal treadwear test conducted on public roads versus the Bridgestone® Potenza™ RE980AS Pole Position™ (-29%), Continental™ ExtremeContact™ DWS06 (-12%), Pirelli® P ZERO™ ALL SEASON PLUS (-25%) and Goodyear® Eagle Exhilarate™ (-23%) tires in size 245/40ZR18 using a 2018 BMW® 320i. Actual on-road results may vary.

²4% better dry braking, 5% better wet braking and 10% more snow traction compared to the MICHELIN® Pilot® Sport A/S 3+ tire. Based on internal braking and snow tests conducted in size 245/40ZR18 using a 2015 BMW® 328i. Actual on-road results may vary.



### Popular Replacement Market Fitments:

- Chevrolet Corvette C6/C7/C8
- Tesla Model S
- Cadillac CT5
- BMW 3/4/5 Series
- Audi A3/A4/S4
- Volkswagen GTI



## MICHELIN® Pilot® Sport All Season 4

Tire Size	Service Description	Technology	Other	Limited Warranty	Side-wall	MSPN	Rim Width Range (inches)	Section Width on Measuring Rim Width (inches)	Overall Diameter (inches)	Tread Depth (in/32nds)	Rev/Mile @45 mph	Max Load Single (lbs@psi)	UTQG	O.E. Fitments
205/55ZR16/XL	94Y		M + S	45K	BSW	96750	5.5 - 7.5	8.3 on 6.5	25.1	10	830	1477@50	540/AA/A	
225/50ZR16/XL	96Y		M + S	45K	BSW	65553	6 - 8	9 on 7	25	10	832	1565@50	540/AA/A	
205/40ZR17/XL	84Y		M + S	45K	BSW	52410	7 - 8	8.4 on 7.5	23.5	10	887	1102@50	540/AA/A	
205/45ZR17/XL	88Y		M + S	45K	BSW	41962	6.5 - 7.5	8.1 on 7	24.3	10	858	1235@50	540/AA/A	
205/50ZR17/XL	93Y		M + S	45K	BSW	29603	5.5 - 7.5	8.4 on 6.5	25.1	10	828	1433@50	540/AA/A	
215/45ZR17/XL	91Y		M + S	45K	BSW	21677	7 - 8	8.4 on 7	24.7	10	844	1356@50	540/AA/A	
215/50ZR17/XL	95Y		M + S	45K	BSW	45978	6 - 7.5	8.9 on 7	25.5	10	815	1521@50	540/AA/A	
215/55ZR17/XL	98Y		M + S	45K	BSW	68640	6 - 7.5	8.9 on 7	26.3	10	791	1653@50	540/AA/A	
225/45ZR17/XL	94Y		M + S	45K	BSW	19262	7 - 8.5	8.9 on 7.5	25	10	833	1477@50	540/AA/A	
225/50ZR17/XL	98Y		M + S	45K	BSW	19719	6 - 8	9 on 7	26.3	10	791	1653@50	540/AA/A	
225/55ZR17/XL	101Y		M + S	45K	BSW	38596	6 - 8	9.4 on 7.5	27.1	10	777	1819@50	540/AA/A	
235/45ZR17/XL	97Y		M + S	45K	BSW	35124	7.5 - 9	9.3 on 8	25.5	10	817	1609@50	540/AA/A	
235/50ZR17/XL	100Y		M + S	45K	BSW	08699	6.5 - 8.5	9.8 on 7.5	26.6	10	782	1764@50	540/AA/A	
235/55ZR17/XL	103Y		M + S	45K	BSW	06235	6.5 - 8.5	9.4 on 7.5	27.1	10	766	1929@50	540/AA/A	
245/40ZR17/XL	95Y		M + S	45K	BSW	25995	8 - 9.5	9.9 on 8.5	25.1	10	830	1521@50	540/AA/A	
245/45ZR17/XL	99Y		M + S	45K	BSW	81624	7.5 - 9	9.6 on 8	25.7	10	810	1709@50	540/AA/A	
245/50ZR17/XL	103Y		M + S	45K	BSW	60954	7 - 8.5	9.8 on 7.5	26.6	10	782	1929@50	540/AA/A	
255/40ZR17/XL	98Y		M + S	45K	BSW	95120	8.5 - 10	10.2 on 9	25	10	831	1653@50	540/AA/A	
255/45ZR17/XL	102Y		M + S	45K	BSW	03988	8 - 9.5	10 on 8.5	26.1	10	798	1874@40	540/AA/A	
275/40ZR17	98Y		M + S	45K	BSW	08647	9 - 11	11 on 9.5	25.7	10	810	1653@51	540/AA/A	
315/35ZR17/XL	106Y		M + S	45K	BSW	43607	10.5 - 12.5	12.6 on 11	25.7	10	810	2094@50	540/AA/A	
215/40ZR18/XL	89Y		M + S	45K	BSW	33483	7 - 8.5	8.7 on 7.5	25	10	832	1279@50	540/AA/A	
215/45ZR18/XL	93Y		M + S	45K	BSW	44033	7 - 8	8.4 on 7	25.7	10	810	1433@50	540/AA/A	
225/40ZR18/XL	92Y		M + S	45K	BSW	34320	7.5 - 9	9.1 on 8	25.2	10	825	1389@50	540/AA/A	
225/45ZR18/XL	95Y		M + S	45K	BSW	11214	7 - 8.5	8.8 on 7.5	26	10	800	1521@50	540/AA/A	
225/50ZR18/XL	99Y		M + S	45K	BSW	22058	6 - 8	9.2 on 7	26.9	10	774	1709@50	540/AA/A	
235/40ZR18/XL	95Y		M + S	45K	BSW	39076	8 - 9.5	9.8 on 8.5	25.5	10	815	1521@50	540/AA/A	
235/45ZR18/XL	98Y		M + S	45K	BSW	55731	7.5 - 9	9.4 on 8	26.7	10	780	1653@50	540/AA/A	
235/50ZR18/XL	101Y		M + S	45K	BSW	20421	6.5 - 8.5	9.5 on 7.5	27.4	10	758	1819@50	540/AA/A	
235/55ZR18/XL	104Y		M + S	45K	BSW	97098	6.5 - 8.5	9.9 on 7.5	28.1	10	739	1984@50	540/AA/A	
245/35ZR18/XL	92Y		M + S	45K	BSW	19871	8 - 9.5	9.9 on 8.5	25	10	832	1389@50	540/AA/A	
245/40ZR18	(93Y)	ZP	M + S	30K	BSW	89946	8 - 9.5	9.8 on 8.5	25.7	10	809	1433@51	540/AA/A	
245/40ZR18/XL	97Y		M + S	45K	BSW	13787	8 - 9.5	9.8 on 8.5	25.9	10	804	1609@50	540/AA/A	
245/45ZR18/XL	100Y		M + S	45K	BSW	07799	7.5 - 9	9.4 on 8	26.7	10	780	1764@50	540/AA/A	
245/50ZR18/XL	104Y		M + S	45K	BSW	27469	7 - 8.5	9.9 on 7.5	28.1	10	751	1984@50	540/AA/A	
255/35ZR18/XL	94Y		M + S	45K	BSW	41054	8.5 - 10	10.2 on 9	25.1	10	830	1477@50	540/AA/A	
255/40ZR18/XL	99Y		M + S	45K	BSW	31394	8.5 - 10	10.4 on 9	26.1	10	798	1709@50	540/AA/A	
255/45ZR18/XL	103Y		M + S	45K	BSW	09799	8 - 9.5	10.1 on 8.5	27.4	10	760	1929@50	540/AA/A	
265/35ZR18/XL	97Y		M + S	45K	BSW	17169	9 - 10.5	10.9 on 9.5	25.5	10	816	1609@50	540/AA/A	
265/40ZR18/XL	101Y		M + S	45K	BSW	01475	9 - 10.5	10.7 on 9.5	26.3	10	790	1819@50	540/AA/A	
265/45ZR18/XL	104Y		M + S	45K	BSW	70354	8.5 - 10	10.4 on 9	27.4	10	760	1984@50	540/AA/A	

Ultra-High  
Performance Sport

Continued ►

Refer to the Important Product Information section at the back of the book.

## MICHELIN® Pilot® Sport All Season 4

Tire Size	Service Description	Technology	Other	Limited Warranty	Side-wall	MSPN	Rim Width Range (inches)	Section Width on Measuring Rim Width (inches)	Overall Diameter (inches)	Tread Depth (in/32nds)	Rev/ Mile @45 mph	Max Load Single (lbs@psi)	UTQG	O.E. Fit-ments
275/35ZR18	(95Y)	ZP	M + S	30K	BSW	40767	9 - 11	10.9 on 9.5	25.6	10	814	1521@51	540/AA/A	
275/35ZR18/XL	99Y		M + S	45K	BSW	63003	9 - 11	10.9 on 9.5	25.5	10	816	1709@50	540/AA/A	
275/40ZR18/XL	103Y		M + S	45K	BSW	75961	9 - 11	10.9 on 9.5	26.7	10	780	1929@50	540/AA/A	
285/35ZR18/XL	101Y		M + S	45K	BSW	83431	9.5 - 11	11.3 on 10	26	10	801	1819@50	540/AA/A	
225/35ZR19/XL	88Y		M + S	45K	BSW	20528	7.5 - 9	9.3 on 8	25.5	10	817	1235@50	540/AA/A	
225/40ZR19/XL	93Y		M + S	45K	BSW	27467	7.5 - 9	9.3 on 8	26.3	10	797	1433@50	540/AA/A	
225/45ZR19/XL	96Y		M + S	45K	BSW	85202	7 - 8.5	9.5 on 8	27.6	10	771	1565@50	540/AA/A	
225/55ZR19/XL	103Y		M + S	45K	BSW	01775	6 - 8	9.17 on 7	28.7	10	723	1929@50	540/AA/A	
235/35ZR19/XL	91Y		M + S	45K	BSW	61492	8 - 9.5	9.6 on 8.5	25.5	10	817	1356@50	540/AA/A	
235/40ZR19/XL	96Y		M + S	45K	BSW	47518	8 - 9.5	9.7 on 8.5	26.5	10	787	1565@50	540/AA/A	
235/45ZR19/XL	99Y		M + S	45K	BSW	53412	7.5 - 9	9.5 on 8	27.6	10	760	1709@50	540/AA/A	
245/35ZR19	(89Y)	ZP	M + S	30K	BSW	46522	8 - 9.5	9.8 on 8.5	25.8	10	807	1279@51	540/AA/A	
245/35ZR19	(89Y) TPC	ZP	M + S	30K	BSW	25339	8 - 9.5	9.8 on 8.5	25.8	10	807	1279@51	540/AA/A	GM
245/35ZR19/XL	93Y		M + S	45K	BSW	41204	8 - 9.5	9.8 on 8.5	25.8	10	807	1433@50	540/AA/A	
245/40ZR19/XL	98Y		M + S	45K	BSW	36966	8 - 9.5	9.8 on 8.5	26.7	10	778	1653@50	540/AA/A	
245/45ZR19/XL	102Y		M + S	45K	BSW	30742	7.5 - 9	9.5 on 8	28	10	743	1874@50	540/AA/A	
245/50ZR19/XL	105Y		M + S	45K	BSW	89215	7 - 8.5	10 on 7.5	28.7	10	725	2039@50	540/AA/A	
255/30ZR19/XL	91Y		M + S	45K	BSW	34220	8.5 - 9.5	10.2 on 9	25.1	10	829	1356@50	540/AA/A	
255/35ZR19/XL	96Y		M + S	45K	BSW	18029	8.5 - 10	10.2 on 9	26	10	799	1565@50	540/AA/A	
255/40ZR19/XL	100Y		M + S	45K	BSW	27700	8.5 - 10	10.2 on 9	27.1	10	769	1764@50	540/AA/A	
255/45ZR19/XL	104Y		M + S	45K	BSW	17344	8 - 9.5	9.8 on 8.5	28	10	742	1984@50	540/AA/A	
265/35ZR19/XL	98Y		M + S	45K	BSW	65369	9 - 10.5	10.9 on 9.5	26.6	10	790	1653@50	540/AA/A	
265/40ZR19/XL	102Y		M + S	45K	BSW	10301	9 - 10.5	10.8 on 9.5	27.6	10	760	1874@50	540/AA/A	
265/50ZR19/XL	110Y		M + S	45K	BSW	76218	7.5 - 9.5	10.9 on 8.5	29.5	10	705	2337@50	540/AA/A	
275/35ZR19/XL	100Y		M + S	45K	BSW	44488	9 - 11	10.9 on 9.5	26.6	10	783	1764@50	540/AA/A	
275/40ZR19/XL	105Y		M + S	45K	BSW	78364	9 - 11	10.8 on 9.5	27.6	10	751	2039@50	540/AA/A	
285/30ZR19	(94Y)	ZP	M + S	30K	BSW	92050	9.5 - 10.5	11.4 on 10	25.8	10	807	1477@51	540/AA/A	
285/35ZR19	(99Y)	ZP	M + S	30K	BSW	24712	9.5 - 11	11.4 on 10	26.9	10	774	1709@51	540/AA/A	
285/40ZR19/XL	107Y		M + S	45K	BSW	32309	9.5 - 11	11.4 on 10	28.2	10	738	2149@50	540/AA/A	
325/30ZR19	(101Y)	ZP	M + S	30K	BSW	14474	11 - 12	13 on 11.5	26.7	10	778	1819@51	540/AA/A	
235/35ZR20/XL	92Y		M + S	45K	BSW	24613	8 - 9.5	9.7 on 8.5	26.6	10	786	1389@50	540/AA/A	
235/40ZR20/XL	96Y		M + S	45K	BSW	04121	8 - 9.5	9.8 on 8.5	27.7	10	759	1565@50	540/AA/A	
235/45ZR20/XL	100Y		M + S	45K	BSW	71323	7.5 - 9	9.3 on 8	28.4	10	734	1764@50	540/AA/A	
245/30ZR20/XL	90Y		M + S	45K	BSW	38869	8 - 9	9.8 on 8.5	25.8	10	805	1323@50	540/AA/A	
245/35ZR20/XL	95Y		M + S	45K	BSW	31506	8 - 9.5	9.7 on 8.5	26.8	10	777	1521@50	540/AA/A	
245/40ZR20/XL	99Y		M + S	45K	BSW	63924	8 - 9.5	9.8 on 8.5	27.7	10	750	1709@50	540/AA/A	
245/45ZR20/XL	103Y		M + S	45K	BSW	17478	7.5 - 9	9.6 on 8	28.7	10	726	1929@50	540/AA/A	
255/35ZR20/XL	97W TPC	ZP	M + S	45K	BSW	32180	8.5 - 10	10.2 on 9.5	27	10	770	1609@50	540/AA/A	CAD
255/35ZR20/XL	97Y		M + S	45K	BSW	12040	8.5 - 10	10.7 on 9.5	27.3	10	770	1609@50	540/AA/A	
255/40ZR20/XL	101Y		M + S	45K	BSW	45451	8.5 - 10	10.2 on 9	28	10	742	1819@50	540/AA/A	
255/45ZR20/XL	105Y		M + S	45K	BSW	51082	8 - 9.5	10 on 8.5	29.1	10	716	2039@50	540/AA/A	

## MICHELIN® Pilot® Sport All Season 4

Tire Size	Service Description	Technology	Other	Limited Warranty	Side-wall	MSPN	Rim Width Range (inches)	Section Width on Measuring Rim Width (inches)	Overall Diameter (inches)	Tread Depth (in/32nds)	Rev/Mile @45 mph	Max Load Single (lbs@psi)	UTQG	O.E. Fitments
255/55ZR20/XL	110Y		M + S	45K	BSW	46513	7 - 9	10.4 on 8	31	10	671	2337@50	540/AA/A	
265/30ZR20/XL	94Y		M + S	45K	BSW	18061	9 - 10	10.7 on 9.5	26.3	10	791	1477@50	540/AA/A	
265/35ZR20/XL	99Y		M + S	45K	BSW	21953	9 - 10.5	10.7 on 9.5	27.3	10	761	1709@50	540/AA/A	
265/40ZR20/XL	104Y		M + S	45K	BSW	17530	9 - 10.9	10.7 on 9.5	28.5	10	730	1984@50	540/AA/A	
265/45ZR20/XL	108Y		M + S	45K	BSW	96298	8.5 - 10	10.5 on 9	29.3	10	709	2205@50	540/AA/A	
275/30ZR20/XL	97Y		M + S	45K	BSW	64805	9 - 10	10.9 on 9.5	26.5	10	784	1609@50	540/AA/A	
275/35ZR20/XL	102Y		M + S	45K	BSW	27448	9 - 11	11 on 9.5	27.8	10	755	1874@50	540/AA/A	
275/40ZR20/XL	106Y		M + S	45K	BSW	03133	9 - 11	10.8 on 9.5	28.7	10	726	2094@50	540/AA/A	
285/30ZR20	(95Y)	ZP	M + S	30K	BSW	66790	9.5 - 10.5	11.4 on 10	26.8	10	777	1521@51	540/AA/A	
285/30ZR20/XL	99Y		M + S	45K	BSW	24638	9.5 - 10.5	11.4 on 10	26.8	10	777	1709@50	540/AA/A	
285/35ZR20/XL	104Y		M + S	45K	BSW	75754	9.5 - 11	11.3 on 10	27.9	10	746	1984@50	540/AA/A	
285/45ZR20/XL	112Y		M + S	45K	BSW	39264	9 - 10.5	11.2 on 9.5	30.1	10	691	2469@50	540/AA/A	
295/30ZR20/XL	101Y		M + S	45K	BSW	39674	10 - 11	11.9 on 10.5	27	10	770	1819@50	540/AA/A	
295/35ZR20/XL	105Y		M + S	45K	BSW	52057	10 - 11.5	11.9 on 10.5	28.1	10	740	2039@50	540/AA/A	
305/30ZR20	(99Y) TPC	ZP	M + S	30K	BSW	90383	10.5 - 11.5	12.3 on 11	27.2	10	764	1709@51	540/AA/A	GM
305/35ZR20/XL	107Y		M + S	45K	BSW	10408	10 - 12	12.3 on 11	28.4	10	732	2149@50	540/AA/A	
315/35ZR20/XL	110Y		M + S	45K	BSW	36397	10.5 - 12.5	12.4 on 11	28.7	10	726	2337@50	540/AA/A	
335/25ZR20	(99Y)	ZP	M + S	30K	BSW	07731	11.5 - 12.5	13.5 on 12	26.6	10	782	1709@51	540/AA/A	
245/35ZR21/XL	96Y		M + S	45K	BSW	02700	8 - 9.5	9.8 on 8.5	27.8	10	749	1565@50	540/AA/A	
245/45ZR21/XL	104Y		M + S	45K	BSW	37996	7.5 - 9	9.6 on 8	29.7	10	702	1984@50	540/AA/A	
255/35ZR21/XL	98W T0	Acoustic	M + S	45K	BSW	39155	8.5 - 10	10.2 on 9	28	9	743	1653@50	540/A/A	TES
255/40ZR21/XL	102Y		M + S	45K	BSW	25642	8.5 - 10	10.2 on 9	29	10	717	1874@50	540/AA/A	
265/35ZR21/XL	101Y		M + S	45K	BSW	72103	9 - 10.5	10.7 on 9.5	28.3	10	735	1819@50	540/AA/A	
265/40R21	101V NEO		M + S	45K	BSW	07805	9 - 10.5	10.7 on 9.5	29.3	10	709	1819@51	540/A/A	POR
265/40ZR21/XL	105Y		M + S	45K	BSW	43550	9 - 10.5	10.7 on 9.5	29.3	10	709	2039@50	540/AA/A	
275/35ZR21/XL	103W T0	Acoustic	M + S	45K	BSW	19140	9 - 11	10.9 on 9.5	28.5	9	729	1929@50	540/A/A	TES
275/35ZR21/XL	103Y		M + S	45K	BSW	43385	9 - 11	10.9 on 9.5	28.5	10	729	1929@50	540/AA/A	
275/40ZR21/XL	107Y		M + S	45K	BSW	71327	9 - 11	10.9 on 9.5	29.7	10	702	2149@50	540/AA/A	
275/45ZR21/XL	110Y		M + S	45K	BSW	28628	8.5 - 10.5	10.6 on 9	30.9	10	673	2337@50	540/AA/A	
285/40ZR21/XL	109Y		M + S	45K	BSW	19360	9.5 - 11	11.3 on 10	30.2	10	689	2271@50	540/AA/A	
295/35R21	103V NEO		M + S	45K	BSW	04135	10 - 11.5	11.8 on 10.5	29.1	10	715	1929@51	540/A/A	POR
295/35ZR21/XL	107Y		M + S	45K	BSW	37205	10 - 11.5	11.9 on 10.5	29.1	10	715	2149@50	540/AA/A	
295/40ZR21/XL	111Y		M + S	45K	BSW	13538	10 - 11.5	11.9 on 10.5	30.3	10	687	2403@50	540/AA/A	
265/35ZR22/XL	102Y		M + S	45K	BSW	37036	9 - 10.5	10.7 on 9.5	29.3	10	709	1874@50	540/AA/A	
265/40ZR22/XL	106Y		M + S	45K	BSW	97057	9 - 10.5	10.8 on 9.5	30.5	10	685	2094@50	540/AA/A	
275/35ZR22/XL	104Y		M + S	45K	BSW	10211	9 - 11	10.9 on 9.5	29.6	10	703	1984@50	540/AA/A	
HL275/35R22/XL	107V MO1	Acoustic	M + S	45K	BSW	31526	9 - 11	10.9 on 9.5	29.6	9.5	703	2149@51	540/A/A	MB
275/40ZR22/XL	108Y		M + S	45K	BSW	10695	9 - 11	10.8 on 9.5	30.7	10	678	2205@50	540/AA/A	
285/35ZR22/XL	106Y		M + S	45K	BSW	69740	9.5 - 11	11.4 on 10	29.9	10	696	2094@50	540/AA/A	
285/40ZR22/XL	110Y		M + S	45K	BSW	22551	9.5 - 11	11.4 on 10	31	10	671	2337@50	540/AA/A	
295/40ZR22/XL	112Y		M + S	45K	BSW	78514	10 - 11.5	11.9 on 10.5	31.3	10	665	2469@50	540/AA/A	

Ultra-High  
Performance Sport

MICHELIN®

# Pilot® Sport A/S 3+

The MICHELIN® Pilot® Sport A/S 3+ tire is the ultimate Ultra-High Performance all-season tire, combining summer levels of wet and dry grip with cold weather and snow mobility.



ALL-SEASON



## Dominate summer with more dry grip than a leading competitive max performance Summer tire<sup>1</sup>.

Corner with exacting control. Our Variable Contact Patch 3.0 spreads cornering pressures evenly over the contact patch for more grip and control and long-lasting tires.

## Control the moment with the shortest braking – wet or dry – of leading competitive Ultra-High Performance all-season tires<sup>2</sup>.

You're in control, even when the weather is trying to take over. Our groundbreaking Extreme Silica+ compound stays grippy when wet, while large rain grooves and 3-D Sipes help prevent hydroplaning.

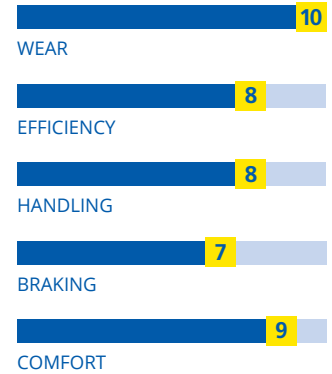
## Shrug off winter with 28% better snow traction than the MICHELIN® Pilot® Sport A/S 3 tire<sup>3</sup>.

A little ice or snow won't slow you down thanks to advanced Helio+ Technology™ that's built to stick – even in the cold. Plus, hidden Biting Edges grab loose snow for fast starts and stops.

<sup>1</sup>Based on internal dry braking tests from 60 MPH versus the Continental® ExtremeContact™ DW tire in size 225/45ZR17 using a 2015 BMW® 328i. Actual on-road results may vary.

<sup>2</sup>Based on internal braking tests from 50 MPH (wet braking) and 60 MPH (dry braking) versus the Bridgestone® Potenza™ RE970AS Pole Position™, Continental® ExtremeContact™ DWS06, Pirelli® P ZERO™ ALL SEASON PLUS, Goodyear® Eagle™ F1 Asymmetric All-Season, Hankook® Ventus S1 noble2 and YOKOHAMA® ADVAN Sport® A/S tires in size 225/45ZR17 using a 2015 BMW® 328i. Actual on-road results may vary.

<sup>3</sup>Based on third-party snow traction tests using ASTM Test Method F1805-12 in size 215/45ZR18 93Y. Actual on-road results may vary.



### Popular Replacement Market Fits:

- BMW 3/4/5 Series
- Mercedes C-Class
- Lexus IS
- Audi A3/A4/S4
- Chevrolet Corvette C6/C7
- Volkswagen GTI





## MICHELIN® Pilot® Sport A/S 3+

Tire Size	Service Description	Technology	Other	Limited Warranty	Side-wall	MSPN	Rim Width Range (inches)	Section Width on Measuring Rim Width (inches)	Overall Diameter (inches)	Tread Depth (in/32nds)	Rev/Mile @45 mph	Max Load Single (lbs@psi)	UTQG	O.E. Fits
195/45R16/XL	84V		M + S	45K	BSW	63711	6 - 7.5	7.7 on 6.5	22.9	10	908	1102@50	500/AA/A	
225/45R17/XL	94V		M + S	45K	BSW	69020	7 - 8.5	8.9 on 7.5	25	10	833	1477@50	500/AA/A	
245/45ZR17	(95Y)	ZP	M + S	30K	BSW	95937	7.5 - 9	9.6 on 8	25.7	10	810	1521@51	500/AA/A	
275/40ZR18	(99Y)	ZP	M + S	30K	BSW	98631	9 - 11	10.9 on 9.5	26.7	10	780	1709@51	500/AA/A	
285/40ZR18	101Y		M + S	45K	BSW	68255	9.5 - 11	11.4 on 10	27	10	771	1819@51	500/AA/A	
235/55ZR19/XL	105Y		M + S	45K	BSW	81227	6.5 - 8.5	9.6 on 7.5	29.2	10	713	2039@50	500/AA/A	
255/35ZR19/XL	96Y		M + S	45K	BSW	08808	8.5 - 10	10.2 on 9	26	10	799	1565@50	500/AA/A	
255/40ZR19/XL	100Y		M + S	45K	BSW	17945	8.5 - 10	10.2 on 9	27.1	10	769	1764@50	500/AA/A	
255/50ZR19/XL	107Y		M + S	45K	BSW	77569	7 - 9	10.4 on 8	29.1	10	715	2149@50	500/AA/A	
275/30ZR19/XL	96Y		M + S	45K	BSW	34363	9 - 10	10.9 on 9.5	25.6	10	814	1565@50	500/AA/A	
245/40ZR20/XL	99Y		M + S	45K	BSW	03024	8 - 9.5	9.8 on 8.5	27.7	10	750	1709@50	500/AA/A	
275/35ZR20/XL	102Y		M + S	45K	BSW	05525	9 - 11	10.9 on 9.5	27.6	10	755	1874@50	500/AA/A	
315/30R21/XL	105V MO1		M + S	45K	BSW	54954	10.5 - 11.5	12.6 on 11	28.4	9.5	731	2039@50	500/AA/A	MB

MICHELIN®

# Pilot® Sport Cup 2

Track day after track day, make the most of your sports car. Developed in partnership with Mercedes-AMG SLS Coupe Black Series, Porsche® 918 Spyder® and 911 GT3, and Ferrari® 458 Speciale®.



SUMMER



## Faster on a dry track: -1.8 seconds per lap<sup>1</sup>.

Bi-Compound Technology utilizes an endurance racing compound<sup>2</sup> on the outer tread and a rigid elastomer on the inner tread.

## Faster on a wet track: -1.2 seconds per lap<sup>3</sup>.

Over 20% deeper tread depth<sup>4</sup>.

## 50% more track laps<sup>5</sup>.

Track Longevity Technology 2.0 combines Variable Contact Patch 3.0 with a race-inspired reinforced shoulder construction.

<sup>1</sup>Based on internal max handling testing at the Circuito de Jerez with a Porsche® 997 GT3 (in sizes 235/35ZR19 F and 305/30ZR19 R) compared to the MICHELIN® Pilot® Sport Cup+ tire.

<sup>2</sup>Tread compounds of the same family as the Porsche® Cup N2 racing slick tires.

<sup>3</sup>Based on internal wet handling testing on a 1.3-mile circuit with a Porsche® 997 GT3 (in sizes 235/35ZR19 F and 305/30ZR19 R) compared to the MICHELIN® Pilot® Sport Cup+ tire.

<sup>4</sup>As compared with the MICHELIN® Pilot® Sport Cup+ tire.

<sup>5</sup>Based on internal circuit wear testing at the Circuito de Jerez with a Porsche® 997 GT3 (in sizes 235/35ZR19 F and 305/30ZR19 R) and a Renault® Megane III RS (in size 235/35ZR19) compared to the MICHELIN® Pilot® Sport Cup+ tire.



### Original Equipment Fitments:

- Porsche 991 GT3
- Porsche 918 Spyder
- Mercedes-Benz SLS
- AMG Coupe Black Series
- Ferrari 458 Speciale



## MICHELIN® Pilot® Sport Cup 2

Tire Size	Service Description	Technology	Other	Limited Warranty	Side-wall	MSPN	Rim Width Range (inches)	Section Width on Measuring Rim Width (inches)	Overall Diameter (inches)	Tread Depth (in/32nds)	Rev/Mile @45 mph	Max Load Single (lbs@psi)	UTQG	O.E. Fitments
235/35ZR19/XL	(91Y) N0			STD	BSW	76070	8 - 9.5	9.5 on 8.5	25.5	7.2	817	1356@50	180/AA/A	POR
245/35ZR19/XL	(93Y) N0			STD	BSW	93920	8 - 9.5	9.8 on 8.5	25.8	7.2	807	1433@50	180/AA/A	POR
245/35ZR19/XL	(93Y) M01			STD	BSW	24420	8 - 9.5	9.8 on 8.5	25.8	7.2	807	1433@50	180/AA/A	MB
255/35ZR19/XL	(96Y) M01			STD	BSW	67423	8.5 - 10	10.2 on 9	26	7.2	799	1565@50	180/AA/A	MB
265/35ZR19/XL	(98Y) *			STD	BSW	10325	9 - 10.5	10.7 on 9.5	26.3	7.2	790	1653@50	180/AA/A	BMW
265/35ZR19/XL	(98Y) M0			STD	BSW	20639	9 - 10.5	10.7 on 9.5	26.3	7.2	790	1653@50	180/AA/A	MB
265/35ZR19/XL	(98Y) M01			STD	BSW	44468	9 - 10.5	10.7 on 9.5	26.3	7.2	790	1653@50	180/AA/A	MB
275/35ZR19/XL	(100Y) M0			STD	BSW	33112	9 - 11	11 on 9.5	26.6	7.2	783	1764@50	180/AA/A	MB
P285/30ZR19	(94Y)	ZP		STD	BSW	29523	9.5 - 10.5	11.4 on 10	25.8	5.9	807	1477@51	180/AA/A	GM
295/35ZR19/XL	(104Y) FP			STD	BSW	19808	10 - 11.5	11.8 on 10.5	27.1	5.5	767	1984@50	180/AA/A	FOR
305/30ZR19/XL	(102Y) N0			STD	BSW	24727	10.5 - 11.5	12.3 on 11	26.3	7.2	792	1874@50	180/AA/A	POR
305/30ZR19	(98Y)			STD	BSW	75183	10.5 - 11.5	12.3 on 11	26.3	5.5	792	1653@51	180/AA/A	FOR
305/35ZR19/XL	(106Y) FP			STD	BSW	33658	10 - 12	12.3 on 11	27.4	6	758	2094@50	180/AA/A	FOR
315/30ZR19	(100Y)			STD	BSW	38282	10.5 - 11.5	12.6 on 11	26.5	6	785	1764@51	180/AA/A	FOR
325/30ZR19/XL	(105Y) N0			STD	BSW	12750	11 - 12	13 on 11.5	26.7	7.2	778	2039@50	180/AA/A	POR
245/30ZR20/XL	(90Y) R01			STD	BSW	18461	8 - 9	9.8 on 8.5	25.8	7.2	805	1323@50	180/AA/A	AUD
245/30ZR20/XL	(90Y) A0			STD	BSW	36416	8 - 9	9.8 on 8.5	25.8	7.2	805	1323@50	180/AA/A	AUD
245/35ZR20/XL	(95Y) K2			STD	BSW	26070	8 - 9.5	9.8 on 8.5	26.8	7.2	777	1521@50	180/AA/A	FER
245/35ZR20/XL	(95Y)			STD	BSW	31169	8 - 9.5	9.8 on 8.5	26.8	7.2	777	1521@50	180/AA/A	FOR
245/35ZR20/XL	(95Y) N1			STD	BSW	94732	8 - 9.5	9.8 on 8.5	26.8	7.2	777	1521@50	180/AA/A	POR
255/35ZR20/XL	(97Y) N0			STD	BSW	13881	8.5 - 10	10.2 on 9	27	7.2	770	1609@50	180/AA/A	POR
255/35ZR20/XL	(97Y) K1	Acoustic		STD	BSW	05614	8.5 - 10	10.2 on 9	27	7.2	770	1609@50	180/AA/A	FER
265/35ZR20	(95Y) N0			STD	BSW	00793	9 - 10.5	10.7 on 9.5	27.3	7.2	761	1521@51	180/AA/A	POR
265/35ZR20/XL	(99Y) J			STD	BSW	16351	9 - 10.5	10.7 on 9.5	27.3	7.2	761	1709@50	180/AA/A	JAG
265/35ZR20/XL	(99Y) N2			STD	BSW	97350	9 - 10.5	10.7 on 9.5	27.3	7.2	761	1709@50	180/AA/A	POR
285/30ZR20/XL	(99Y) *			STD	BSW	37028	9.5 - 10.5	11.4 on 10	26.8	7.2	777	1709@50	180/AA/A	BMW

Ultra-High  
Performance Sport

Continued ►

Refer to the Important Product Information section at the back of the book.

## MICHELIN® Pilot® Sport Cup 2

Tire Size	Service Description	Technology	Other	Limited Warranty	Side-wall	MSPN	Rim Width Range (inches)	Section Width on Measuring Rim Width (inches)	Overall Diameter (inches)	Tread Depth (in/32nds)	Rev/Mile @45 mph	Max Load Single (lbs@psi)	UTQG	O.E. Fit-ments
285/30ZR20/XL	(99Y) M01			STD	BSW	35654	9.5 - 10.5	11.4 on 10	26.8	7.2	777	1709@50	180/AA/A	MB
295/30ZR20/XL	(101Y) M0			STD	BSW	42872	10 - 11	11.9 on 10.5	27	7.2	770	1819@50	180/AA/A	MB
295/30ZR20/XL	(101Y) N1			STD	BSW	91583	10 - 11	11.9 on 10.5	27	7.2	770	1819@50	180/AA/A	POR
305/30ZR20/XL	(103Y) K2			STD	BSW	19451	10.5 - 11.5	12.3 on 11	27.2	7.2	764	1929@50	180/AA/A	FER
305/30ZR20/XL	(103Y) M0			STD	BSW	79734	10.5 - 12	12.3 on 11	27.2	7.2	764	1929@50	180/AA/A	MB
305/30ZR20/XL	(103Y) A0			STD	BSW	23173	10.5 - 11.5	12.3 on 11	27.2	7.2	764	1929@50	180/AA/A	AUD
305/30ZR20/XL	(103Y) N1			STD	BSW	29705	10.5 - 11.5	12.3 on 11	27.2	7.2	764	1929@50	180/AA/A	POR
305/30ZR20/XL	(103Y) J			STD	BSW	38132	10.5 - 11.5	12.3 on 11	27.2	7.2	764	1929@50	180/AA/A	JAG
305/30ZR20/XL	(103Y) FP			STD	BSW	49942	10.5 - 11.5	12.3 on 11	27.2	5.5	764	1929@50	180/AA/A	FOR
315/30ZR20/XL	(104Y) K1	Acoustic		STD	BSW	10905	10.5 - 11.5	12.6 on 11	27.5	7.2	757	1984@50	180/AA/A	FER
315/30ZR20/XL	(104Y) FP			STD	BSW	89959	10.5 - 11.5	12.6 on 11	27.5	5.5	757	1984@50	180/AA/A	FOR
325/30ZR20/XL	(106Y) M0			STD	BSW	84035	11 - 12	13 on 11.5	27.7	7.2	750	2094@50	180/AA/A	MB
325/30ZR20/XL	(106Y)			STD	BSW	06948	11 - 12	13 on 11.5	27.7	7.2	750	2094@50	180/AA/A	FOR
P335/25ZR20	(99Y)	ZP		STD	BSW	20158	11.5 - 12.5	13.5 on 12	26.6	5.7	782	1709@51	180/AA/A	GM
275/35ZR21/XL	(103Y) ND0			STD	BSW	78179	9 - 11	10.9 on 9.5	28.5	6.8	729	1929@50	180/AA/A	POR
275/35ZR21/XL	(103Y) M01			STD	BSW	87996	9 - 11	10.9 on 9.5	28.5	7.2	729	1929@50	180/AA/A	MB
315/30ZR21/XL	(105Y) M01			STD	BSW	39299	10.5 - 11.5	12.6 on 11	28.5	7.2	731	2039@50	180/AA/A	MB
315/30ZR21/XL	(105Y) N0			STD	BSW	15531	10.5 - 11.5	12.6 on 11	28.5	7.2	731	2039@50	180/AA/A	POR
325/30ZR21	(104Y) N0			STD	BSW	97351	11 - 12	13 on 11.5	28.7	7.2	725	1984@51	180/AA/A	POR
325/30ZR21/XL	(108Y) ND0			STD	BSW	08368	11 - 12	13 on 11.5	28.7	6.8	725	2205@50	180/AA/A	POR
325/30ZR21/XL	(108Y) N2			STD	BSW	87451	11 - 12	13 on 11.5	28.7	7.2	725	2205@50	180/AA/A	POR



MICHELIN®

# Pilot® Sport Cup 2 R

The ultimate lap time smasher.



SUMMER



## Designed for some of the world's most powerful supercars to set new track records.

A factory Porsche® 911 GT2 RS equipped with MICHELIN® Pilot® Sport Cup 2 R tires reset track records at Nürburgring (6:47.3 in September 2017), at Road Atlanta (1:24.88 in March 2019) and at Road America (2:15.17 in April 2019).

## Shave up to .8 seconds per mile on the racetrack¹.

Built with exactly the same tread compounds used in MICHELIN® Motorsports Slicks race tires.



### Original Equipment Fitments:

- Ferrari 488 Pista
- Porsche 911 GT2 RS
- Mercedes-AMG GT
- Ferrari 488
- Porsche GT3 RS

¹Internal study at the Nardò test track conducted by Michelin in January 2018 with a Porsche® 911 GT2 RS. Original Equipment dimensions 265/35-20 on the front axle and 325/30-21 on the rear axle. Measured -2.9 sec./lap vs. the MICHELIN® Pilot® Sport Cup 2 tire.



## MICHELIN® Pilot® Sport Cup 2 R

Tire Size	Service Description	Technology	Other	Limited Warranty	Side-wall	MSPN	Rim Width Range (inches)	Section Width on Measuring Rim Width (inches)	Overall Diameter (inches)	Tread Depth (in/32nds)	Rev/Mile @45 mph	Max Load Single (lbs@psi)	UTQG	O.E. Fitments
285/35ZR19/XL	(103Y) MO1 A			STD	BSW	27075	9.5 - 11	11.4 on 10	26.8	5.5	774	1929@50	140/A/A	MB
285/35ZR19/XL	(103Y) MO1			STD	BSW	64294	9.5 - 11	11.4 on 10	26.9	5.5	774	1929@50	140/A/A	MB
245/35ZR20/XL	(95Y) K2			STD	BSW	94112	8 - 9.5	9.8 on 8.5	26.8	5.5	777	1521@50	140/A/A	FER
245/35ZR20/XL	(95Y) N0	Connected		STD	BSW	37020	8 - 9.5	9.8 on 8.5	26.8	5.5	777	1521@50	140/A/A	POR
245/35ZR20/XL	(95Y) K1			STD	BSW	15702	8 - 9.5	9.8 on 8.5	26.8	5.5	777	1521@50	140/A/A	FER
255/35ZR20/XL	(97Y) N0	Connected		STD	BSW	10241	8.5 - 10	10.2 on 9	27	5.5	770	1609@50	140/A/A	POR
255/35ZR20/XL	(97Y) K1			STD	BSW	32455	8.5 - 10	10.2 on 9	27	5.5	770	1609@50	140/A/A	FER
265/35ZR20/XL	(99Y) N0			STD	BSW	01528	9 - 10.5	10.7 on 9.5	27.3	5.5	761	1709@50	140/A/A	POR
275/35ZR20/XL	(102Y) K1			STD	BSW	04566	9 - 11	10.9 on 9.5	27.6	5.5	755	1874@50	140/A/A	FER
305/30ZR20/XL	(103Y) K1			STD	BSW	86800	10.5 - 11.5	12.3 on 11	27.2	5.5	764	1929@50	140/A/A	FER
305/30ZR20/XL	(103Y) N0	Connected		STD	BSW	83042	10.5 - 11.5	12.3 on 11	27.2	5.5	764	1929@50	140/A/A	POR
305/35ZR20/XL	(107Y) K2			STD	BSW	02680	10 - 12	12.3 on 11	28.4	5.5	732	2149@50	140/A/A	FER
315/30ZR20/XL	(104Y) K1			STD	BSW	81038	10.5 - 11.5	12.6 on 11	27.5	5.5	757	1984@50	140/A/A	FER
315/35ZR20/XL	(110Y) K1			STD	BSW	08454	10.5 - 12.5	12.6 on 11	28.7	5.5	726	2337@50	140/A/A	FER
335/30ZR20/XL	(108Y) MO1 A			STD	BSW	05825	11.5 - 12.5	13.5 on 12	28	5.5	744	2205@50	140/A/A	MB
335/30ZR20/XL	(108Y) MO1			STD	BSW	23359	11.5 - 12.5	13.5 on 12	28	5.5	744	2205@50	140/A/A	MB
315/30ZR21/XL	(105Y) N0	Connected		STD	BSW	38665	10.5 - 11.5	12.6 on 11	28.5	5.5	731	2039@50	140/A/A	POR
325/30ZR21/XL	(108Y) N0			STD	BSW	06447	11 - 12	13 on 11.5	28.7	5.5	725	2205@50	140/A/A	POR

Ultra-High  
Performance Sport

MICHELIN®

**Pilot® Sport Cup 2 Connect (240)**

Track performance made to last. The tire that excels in faster and more consistent lap times. Compatible with MICHELIN® Track Connect®.



SUMMER

**Faster and more consistent lap times<sup>1</sup>.**

Bi-Compound Technology 2.0. On the outside shoulder, a new high-molecular chain elastomer provides exceptional dry grip. On the inner tread, a new rigid elastomer optimizes steering control and wet grip.

**Excellent steering control and improved handling.**

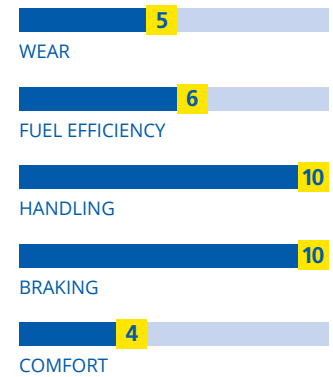
Dynamic Response Technology featuring a hybrid aramid-and-nylon belt ensures a sharp steering response, while the new wavy summit architecture increases tread pattern stiffness for improved handling.

**Legal for street tire racing categories.**

Increased UTQG treadwear rating of 240 and 7.2/32" tread depth meet the street category definition of many popular racing associations.

**Unleash 100% of the MICHELIN® Pilot® Sport Cup 2 tire's track potential with the MICHELIN® Track Connect® system.**

All tires include a pocket on the inside of the tire to accept pressure/temperature sensors as part of the MICHELIN® Track Connect® system (offered separately).



<sup>1</sup>Internal study on a Porsche® 991 GT3 equipped with tires in sizes 245/35ZR20 and 305/30ZR20 at Valencia (7/2018) and Renault® Megane III RS with tires in size 235/35ZR19 at Charade and Ladoux #3 (10/2018). 7.3 seconds faster after a 10-lap session.





## MICHELIN® Pilot® Sport Cup 2 Connect (240)

Tire Size	Service Description	Technology	Other	Limited Warranty	Side-wall	MSPN	Rim Width Range (inches)	Section Width on Measuring Rim Width (inches)	Overall Diameter (inches)	Tread Depth (in/32nds)	Rev/Mile @45 mph	Max Load Single (lbs@psi)	UTQG	O.E. Fitments
205/50ZR17/XL	(93Y)	Connected		STD	BSW	16682	5.5 - 7.5	8.4 on 6.5	25.1	7.2	828	1433@50	240/AA/A	
215/45ZR17/XL	(91Y)	Connected		STD	BSW	44929	7 - 8	8.4 on 7	24.7	7.2	844	1356@50	240/AA/A	
225/45ZR17/XL	(94Y)	Connected		STD	BSW	58319	7 - 8.5	8.9 on 7.5	25	7.2	833	1477@50	240/AA/A	
255/40ZR17/XL	(98Y)	Connected		STD	BSW	34846	8.5 - 10	10.2 on 9	25	7.2	831	1653@50	240/AA/A	
205/40ZR18/XL	(86Y)	Connected		STD	BSW	05206	7 - 8	8.3 on 7.5	24.5	7.2	851	1168@50	240/AA/A	
215/40ZR18/XL	(89Y)	Connected		STD	BSW	68866	7 - 8.5	8.6 on 7.5	24.8	7.2	840	1279@50	240/AA/A	
225/40ZR18/XL	(92Y)	Connected		STD	BSW	16932	7.5 - 9	9.1 on 8	25.1	7.2	829	1389@50	240/AA/A	
225/45ZR18/XL	(95Y)	Connected		STD	BSW	27768	7 - 8.5	8.9 on 7.5	25.9	7.2	802	1521@50	240/AA/A	
235/40ZR18/XL	(95Y)	Connected		STD	BSW	37003	8 - 9.5	9.5 on 8.5	25.4	7.2	819	1521@50	240/AA/A	
245/35ZR18/XL	(92Y)	Connected		STD	BSW	12353	8 - 9.5	9.8 on 8.5	24.8	7.2	840	1389@50	240/AA/A	
245/40ZR18/XL	(97Y)	Connected		STD	BSW	16639	8 - 9.5	9.8 on 8.5	25.7	7.2	809	1609@50	240/AA/A	
265/35ZR18/XL	(97Y)	Connected		STD	BSW	51405	9 - 10.5	10.7 on 9.5	25.3	7.2	822	1609@50	240/AA/A	
285/30ZR18/XL	(97Y)	Connected		STD	BSW	59641	9.5 - 10.5	11.4 on 10	24.8	7.2	840	1609@50	240/AA/A	
295/30ZR18/XL	(98Y)	Connected		STD	BSW	18241	10 - 11	11.8 on 10.5	25	7.2	832	1653@50	240/AA/A	
225/35ZR19/XL	(88Y)	Connected		STD	BSW	44044	7.5 - 9	9.1 on 8	25.2	7.2	824	1235@50	240/AA/A	
225/40ZR19/XL	(93Y)	Connected		STD	BSW	14789	7.5 - 9	9.1 on 8	26.1	7.2	797	1433@50	240/AA/A	
235/35ZR19/XL	(91Y)	Connected		STD	BSW	44966	8 - 9.5	9.5 on 8.5	25.5	7.2	817	1356@50	240/AA/A	
235/40ZR19/XL	(96Y)	Connected		STD	BSW	30479	8 - 9.5	9.5 on 8.5	26.4	7.2	787	1565@50	240/AA/A	
245/30ZR19/XL	(89Y)	Connected		STD	BSW	64915	8 - 9	9.8 on 8.5	24.8	7.2	837	1279@50	240/AA/A	
245/35ZR19/XL	(93Y) *	Connected		STD	BSW	90817	8 - 9.5	9.8 on 8.5	25.8	7.2	807	1433@50	240/AA/A	BMW
245/35ZR19/XL	(93Y)	Connected		STD	BSW	37680	8 - 9.5	9.8 on 8.5	25.8	7.2	807	1433@50	240/AA/A	
245/40ZR19/XL	(98Y)	Connected		STD	BSW	52005	8 - 9.5	9.8 on 8.5	26.7	7.2	778	1653@50	240/AA/A	
255/30ZR19/XL	(91Y)	Connected		STD	BSW	05034	8.5 - 9.5	10.2 on 9	25.1	7.2	829	1356@50	240/AA/A	
255/35ZR19/XL	(96Y)	Connected		STD	BSW	79153	8.5 - 10	10.2 on 9	26	7.2	799	1565@50	240/AA/A	
265/30ZR19/XL	(93Y)	Connected		STD	BSW	17286	9 - 10	10.7 on 9.5	25.3	7.2	822	1433@50	240/AA/A	
265/35ZR19/XL	(98Y)	Connected		STD	BSW	72245	9 - 10.5	10.7 on 9.5	26.3	7.2	790	1653@50	240/AA/A	
265/35ZR19/XL	(98Y) *	Connected		STD	BSW	67497	9 - 10.5	10.67 on 9.5	26.3	7.2	790	1653@50	240/AA/A	BMW
265/40ZR19/XL	(102Y)	Connected		STD	BSW	91786	9 - 10.5	10.7 on 9.5	27.4	7.2	760	1874@50	240/AA/A	
275/35ZR19/XL	(100Y) *	Connected		STD	BSW	88406	9 - 11	10.9 on 9.5	26.6	7.2	783	1764@50	240/AA/A	BMW
285/35ZR19/XL	(103Y)	Connected		STD	BSW	70556	9.5 - 11	11.4 on 10	26.9	7.2	774	1929@50	240/AA/A	
295/30ZR19/XL	(100Y)	Connected		STD	BSW	62931	10 - 11	11.8 on 10.5	26	7.2	799	1764@50	240/AA/A	
305/30ZR19/XL	(102Y)	Connected		STD	BSW	82283	10.5 - 11.5	12.3 on 11	26.3	7.2	792	1874@50	240/AA/A	
345/30ZR19/XL	(109Y)	Connected		STD	BSW	29790	11.5 - 12.5	13.8 on 12	27.2	7.2	765	2271@50	240/AA/A	
235/35ZR20/XL	(92Y)	Connected		STD	BSW	44945	8 - 9.5	9.5 on 8.5	26.5	7.2	786	1389@50	240/AA/A	
245/30ZR20/XL	(90Y)	Connected		STD	BSW	39717	8 - 9	9.8 on 8.5	25.8	7.2	805	1323@50	240/AA/A	
245/35ZR20/XL	(95Y)	Connected		STD	BSW	43954	8 - 9.5	9.8 on 8.5	26.8	7.2	777	1521@50	240/AA/A	
255/40ZR20/XL	(101Y)	Connected		STD	BSW	50429	8.5 - 10	10.2 on 9	28	7.2	742	1819@50	240/AA/A	
265/30ZR20/XL	(94Y)	Connected		STD	BSW	01931	9 - 10	10.7 on 9.5	26.3	7.2	791	1477@50	240/AA/A	
265/35ZR20/XL	(99Y)	Connected		STD	BSW	06159	9 - 10.5	10.7 on 9.5	27.3	7.2	761	1709@50	240/AA/A	
275/35ZR20/XL	(102Y)	Connected		STD	BSW	51565	9 - 11	10.9 on 9.5	27.6	7.2	755	1874@50	240/AA/A	
285/30ZR20/XL	(99Y) *	Connected		STD	BSW	53157	9.5 - 10.5	11.4 on 10	26.8	7.2	777	1709@50	240/AA/A	BMW
285/30ZR20/XL	(99Y)	Connected		STD	BSW	34388	9.5 - 10.5	11.4 on 10	26.8	7.2	777	1709@50	240/AA/A	
285/35ZR20/XL	(104Y)	Connected		STD	BSW	59444	9.5 - 11	11.4 on 10	27.9	7.2	746	1984@50	240/AA/A	
295/30ZR20/XL	(101Y)	Connected		STD	BSW	52162	10 - 11	11.8 on 10.5	27	7.2	770	1819@50	240/AA/A	
295/35ZR20/XL	(105Y)	Connected		STD	BSW	69859	10 - 11.5	11.8 on 10.5	28.1	7.2	740	2039@50	240/AA/A	
305/30ZR20/XL	(103Y)	Connected		STD	BSW	89926	10.5 - 11.5	12.3 on 11	27.2	7.2	764	1929@50	240/AA/A	
325/25ZR20/XL	(101Y)	Connected		STD	BSW	79585	11.5 - 12.5	13.2 on 12	26.4	7.2	788	1819@50	240/AA/A	
345/30ZR20	(106Y)	Connected		STD	BSW	23604	11.5 - 12.5	13.8 on 12	28.2	7.2	738	2094@51	240/AA/A	
305/30ZR21/XL	(104Y)	Connected		STD	BSW	59310	10.5 - 11.5	12.3 on 11	28.2	7.2	737	1984@50	240/AA/A	
325/30ZR21/XL	(108Y)	Connected		STD	BSW	05420	11 - 12	13 on 11.5	28.7	7.2	725	2205@50	240/AA/A	

MICHELIN®  
**Pilot® Sport EV**

Electrified road control made to last.



**Confidently drive the full potential of your high-performance electric vehicle.**

ElectricGrip Compound. Inspired by the Michelin experience of tire development for Formula E, the center part of the tread pattern utilizes a high-stiffness rubber compound, providing maximum grip for efficient EV torque transmission.

**Support the environment without sacrificing driving fun.**

MaxTouch Construction™ optimizes the tire's contact with the road and evenly distributes the forces of acceleration, braking and cornering to deliver long treadlife without sacrifice.

**Enjoy spirited drives and longer trips.**

GreenPower Compound, a high-efficiency rubber compound on the shoulders, reduces energy consumption for longer ranges and delivers long-lasting mileage despite the heavier weight of high-performance electric vehicles.

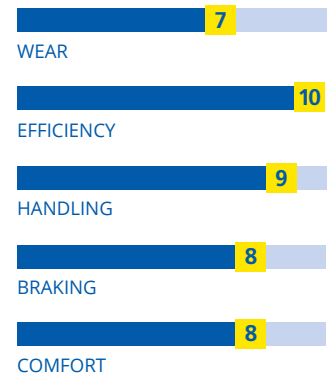
GreenBelt, with thinner top belts, uses less energy and material without losing strength – reducing raw materials used and improving rolling resistance.

**Enjoy more of the music and sounds you like instead of tire noise.**

MICHELIN® Acoustic Technology, a custom-designed polyurethane foam solution, muffles noise resonance, which allows drivers and passengers to benefit fully from hands-free communication devices and lessens driver fatigue on long drives. It even dampens interior noise while driving on changing road conditions.

**Stand out from the crowd with the elevated style of the Premium Touch sidewall design.**

A Michelin patent made by nanotechnology laser engraving creates a velvet-like microtexture.



**Original Equipment Fitments:**

Tesla Model Y

Tire Size	Service Description	Technology	Other	Limited Warranty	Side-wall	MSPN	Rim Width Range (inches)	Section Width on Measuring Rim Width (inches)	Overall Diameter (inches)	Tread Depth (in/32nds)	Rev/Mile @45 mph	Max Load Single (lbs@psi)	UTQG	O.E. Fitments
255/40R20/XL	101WT0	Acoustic		20K	BSW	89335	8.5 - 10	10.2 on 9	28	8.5	742	1819@50	320/A/A	TES
275/40R21/XL	107W M01	Acoustic		20K	BSW	63913	9 - 11	10.9 on 9.5	29.7	8.5	702	2149@51	220/B/A	MB





Offering a unique balance of comfort, handling, all-season performance and exceptionally high mileage, each MICHELIN® passenger tire is engineered to instill a feeling of security on virtually any road and in virtually any weather. Whether it's the all-season performance of the MICHELIN® CrossClimate®2 tire, the exceptional longevity of the MICHELIN® Defender® tire, the quiet comfort of the MICHELIN® Primacy® Tour A/S tire or the exceptional rolling resistance of the MICHELIN® Primacy® All Season tire, drivers are sure to find a MICHELIN® passenger tire that's designed for their style of driving.

## ***CAR, MINIVAN, CROSSOVER AND SUV***

These tires offer the peace of mind that comes with an exceptional combination of a comfortable ride, responsive handling, fuel efficiency and long-lasting treadwear.

### **KEY CAR, MINIVAN, CROSSOVER AND SUV TIRE LINES**

Use this chart to help your customers find the right tires for their specific needs.

Car, Minivan, Crossover and SUV	Wear	Efficiency	Handling	Braking	Comfort
MICHELIN® CrossClimate®2	9	8	9	10	9
MICHELIN® Premier® All Season	7	8	9	10	9
MICHELIN® Premier® LTX®	7	8	9	10	9
MICHELIN® Defender®2	10	8	9	10	9
MICHELIN® Defender® T + H	10	8	9	10	9
MICHELIN® Primacy® Tour A/S	9	10	10	9	10
MICHELIN® Primacy® MXM4®	9	9	10	9	9
MICHELIN® Primacy® All Season	8	10	9	9	10
MICHELIN® Latitude® Tour HP™	9	9	10	9	9
MICHELIN® Energy™ Saver A/S	7	10	8	8	10
MICHELIN® Primacy® 3	8	10	10	9	9



MICHELIN®  
**CrossClimate® 2**

Proven all-season performance made to last<sup>1,2,3,4</sup>.



**Excellent stopping power, even when worn.**

On wet pavement, the MICHELIN® CrossClimate®2 tire stopped up to 56 feet shorter than four leading competitive tires<sup>1</sup>.

**Made to last.**

The MICHELIN® CrossClimate®2 tire outlasted four leading competitive tires by up to 15,000 miles on a treadwear test, delivering up to one extra year of treadlife<sup>2</sup>.

**Confidence for all climates.**

On dry pavement, the MICHELIN® CrossClimate®2 tire stopped up to 16 feet shorter than four leading competitive tires<sup>3</sup>.

**Performance in every season.**

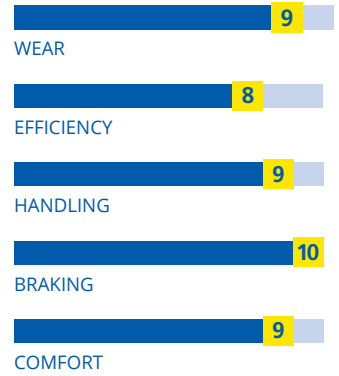
When worn near the end of treadlife, the MICHELIN® CrossClimate®2 tire outperformed four leading competitive tires by 28% to 31% for snow traction<sup>4</sup>.

<sup>1</sup>Based on internal wet braking tests from 50 MPH using tires buffed to 3/32" remaining tread depth, in size 235/55R18 on a 2020 Toyota® RAV4, where the MICHELIN® CrossClimate®2 tire had an average stopping distance of 142.9 ft. against the Continental® CrossContact® LX25 tire, with an average stopping distance of 195.8 ft.; and the Goodyear® Assurance® WeatherReady® tire, with an average stopping distance of 198.6 ft.; and in size 215/55R17 on a 2019 Toyota® Camry, where the MICHELIN® CrossClimate®2 tire had an average stopping distance of 181.0 ft. versus the Bridgestone® Turanza® QuietTrack® tire, with an average stopping distance of 216.2 ft.; and the Continental® PureContact® LS tire, with an average stopping distance of 227.8 ft. Actual on-road results may vary.

<sup>2</sup>Based on U.S. Department of Transportation Average Annual Miles per driver (13,500 miles). Treadwear test performed in size 235/55R18 on 2020 Chevrolet® Equinox vehicles, where the MICHELIN® CrossClimate®2 tire showed an estimated life (based on calculating the most worn groove of a rotated set) of 67,300 miles versus the Continental® CrossContact® LX25 at 58,100 miles and the Goodyear® Assurance® WeatherReady® tire at 52,000 miles; and tested in size 215/55R17 on 2016 Toyota® Camry vehicles, where the MICHELIN® CrossClimate®2 tire showed an estimated life (based on calculating the most worn groove of a rotated set) of 61,100 miles versus the Bridgestone® Turanza® QuietTrack® tire at 47,300 miles and the Continental® PureContact® LS tire at 54,700 miles. Actual on-road results may vary.

<sup>3</sup>Based on internal dry braking tests from 60 MPH using tires in size 235/55R18 on a 2020 Toyota® RAV4, where the MICHELIN® CrossClimate®2 tire had an average stopping distance of 113.0 ft. against the Continental® CrossContact® LX25 tire, with an average stopping distance of 121.1 ft., and the Goodyear® Assurance® WeatherReady® tire, with an average stopping distance of 129.8 ft.; and in size 215/55R17 on a 2019 Toyota® Camry, where the MICHELIN® CrossClimate®2 tire had an average stopping distance of 115.3 ft. versus the Bridgestone® Turanza® QuietTrack® tire, with an average stopping distance of 124.2 ft. and the Continental® PureContact® LS tire, with an average stopping distance of 120.4 ft. Actual on-road results may vary.

<sup>4</sup>Based on third-party snow traction tests using ASTM Test Method F1805-12 using tires buffed to 3/32" remaining tread depth. When compared to Standard Reference Test Tire (SRTT) in size 235/55R18, the MICHELIN® CrossClimate®2 tire scored 93 compared against the Continental® CrossContact® LX25 tire, which scored 63, and the Goodyear® Assurance® WeatherReady® tire, which scored 65; and when compared to SRTT in size 215/55R17, the MICHELIN® CrossClimate®2 tire scored 90 when compared against the Bridgestone® Turanza® QuietTrack® tire, which scored 62, and the Continental® PureContact® LS tire, which scored 59. Actual on-road results may vary.



**Popular Replacement Market Fits:**

- Honda Accord
- Toyota Camry
- Honda CR-V
- Cadillac CTS
- Mercedes-Benz E-Class
- Acura TL



## MICHELIN® CrossClimate®2

Tire Size	Service Description	Technology	Other	Limited Warranty	Side-wall	MSPN	Rim Width Range (inches)	Section Width on Measuring Rim Width (inches)	Overall Diameter (inches)	Tread Depth (in/32nds)	Rev/Mile @45 mph	Max Load Single (lbs@psi)	UTQG	O.E. Fitments
205/55R16	91H		M + S, 3PMSF	60K	BSW	35861	5.5 - 7.5	8.4 on 6.5	24.9	10	836	1356@51	640/B/A	
205/55R16	91V		M + S, 3PMSF	60K	BSW	23152	5.5 - 7.5	8.4 on 6.5	24.9	10	836	1356@51	640/B/A	
205/60R16	92V		M + S, 3PMSF	60K	BSW	61910	5.5 - 7.5	8.2 on 6	25.6	10	810	1389@51	640/B/A	
205/65R16	95H		M + S, 3PMSF	60K	BSW	76709	5.5 - 7.5	8.2 on 6	26.4	10	786	1521@51	640/B/A	
215/55R16/XL	97H		M + S, 3PMSF	60K	BSW	03995	6 - 7.5	8.9 on 7	25.3	10	823	1609@50	640/B/A	
215/60R16	95V		M + S, 3PMSF	60K	BSW	31690	6 - 7.5	8.7 on 6.5	26.1	10	796	1521@51	640/B/A	
215/65R16	98H		M + S, 3PMSF	60K	BSW	39095	6 - 7.5	8.7 on 6.5	27	10	770	1653@51	640/B/A	
205/50R17/XL	93V		M + S, 3PMSF	60K	BSW	93347	5.5 - 7.5	8.4 on 6.5	25.1	10	828	1433@50	640/B/A	
205/55R17/XL	95V		M + S, 3PMSF	60K	BSW	21343	5.5 - 7.5	8.4 on 6.5	25.9	10	803	1521@50	640/B/A	
215/45R17/XL	91H		M + S, 3PMSF	60K	BSW	30796	7 - 8	8.4 on 7	24.6	10	844	1356@50	640/B/A	
215/45R17/XL	91V		M + S, 3PMSF	60K	BSW	17814	7 - 8	8.4 on 7	24.6	10	844	1356@50	640/B/A	
215/50R17/XL	95H		M + S, 3PMSF	60K	BSW	32419	6 - 7.5	8.9 on 7	25.5	10	815	1521@50	640/B/A	
215/50R17/XL	95V		M + S, 3PMSF	60K	BSW	17193	6 - 7.5	8.9 on 7	25.5	10	815	1521@50	640/B/A	
215/55R17	94V		M + S, 3PMSF	60K	BSW	46271	6 - 7.5	8.9 on 7	26.3	10	791	1477@51	640/B/A	
215/65R17	99H		M + S, 3PMSF	60K	BSW	21093	6 - 7.5	8.7 on 6.5	28	10	742	1709@51	640/B/A	
225/45R17	91H		M + S, 3PMSF	60K	BSW	92119	7 - 8.5	8.8 on 7.5	24.9	10	833	1356@51	640/B/A	
225/45R17	91V		M + S, 3PMSF	60K	BSW	54271	7 - 8.5	8.8 on 7.5	24.9	10	833	1356@51	640/B/A	
225/50R17/XL	98V		M + S, 3PMSF	60K	BSW	69757	6 - 8	9.2 on 7	25.9	10	803	1653@50	640/B/A	
225/55R17/XL	101H		M + S, 3PMSF	60K	BSW	22739	6 - 8	9.2 on 7	26.8	10	777	1819@50	640/B/A	
225/55R17/XL	101V		M + S, 3PMSF	60K	BSW	25472	6 - 8	9.2 on 7	26.8	10	777	1819@50	640/B/A	
225/60R17	99H		M + S, 3PMSF	60K	BSW	08941	6 - 8	9 on 6.5	27.6	10	753	1709@51	640/B/A	
225/65R17	102H		M + S, 3PMSF	60K	BSW	13153	6 - 8	9 on 6.5	28.5	10	730	1874@51	640/B/A	
235/50R17	96H		M + S, 3PMSF	60K	BSW	81448	6.5 - 8.5	9.6 on 7.5	26.3	10	791	1565@51	640/B/A	
235/55R17	99H		M + S, 3PMSF	60K	BSW	80501	6.5 - 8.5	9.6 on 7.5	27.1	10	766	1709@51	640/B/A	
235/60R17	102H		M + S, 3PMSF	60K	BSW	21800	6.5 - 8.5	9.4 on 7	28.1	10	740	1874@51	640/B/A	
235/65R17	104H		M + S, 3PMSF	60K	BSW	74077	6.5 - 8.5	9.4 on 7	29.1	10	716	1984@51	640/B/A	
245/45R17/XL	99V		M + S, 3PMSF	60K	BSW	33703	7.5 - 9	9.5 on 8	25.6	10	810	1709@50	640/B/A	
245/65R17	107H		M + S, 3PMSF	60K	BSW	08401	7 - 8.5	9.76 on 7	29.5	10	704	2149@51	640/B/A	
215/50R18	92V		M + S, 3PMSF	60K	BSW	74612	6 - 7.5	8.9 on 7	26.5	10	785	1389@51	640/B/A	
215/55R18	95H		M + S, 3PMSF	60K	BSW	44752	6 - 7.5	8.9 on 7	27.2	10	762	1521@51	640/B/A	

Car, Minivan,  
Crossover and SUV

Continued ►

Refer to the Important Product Information section at the back of the book.

## MICHELIN® CrossClimate® 2

Tire Size	Service Description	Technology	Other	Limited Warranty	Side-wall	MSPN	Rim Width Range (inches)	Section Width on Measuring Rim Width (inches)	Overall Diameter (inches)	Tread Depth (in/32nds)	Rev/ Mile @45 mph	Max Load Single (lbs@psi)	UTQG	O.E. Fit-ments
225/40R18/XL	92V		M + S, 3PMSF	60K	BSW	52883	7.5 - 9	9 on 8	25	10	829	1389@50	640/B/A	
225/45R18/XL	95V		M + S, 3PMSF	60K	BSW	49702	7 - 8.5	8.8 on 7.5	25.9	10	802	1521@50	640/B/A	
225/50R18	95H		M + S, 3PMSF	60K	BSW	29568	6 - 8	9.1 on 7	26.9	10	774	1521@51	640/B/A	
225/55R18	98H		M + S, 3PMSF	60K	BSW	04749	6 - 8	9.2 on 7	27.8	10	749	1653@51	640/B/A	
225/60R18	100H		M + S, 3PMSF	60K	BSW	06575	6 - 8	9 on 6.5	28.6	10	727	1764@51	640/B/A	
235/40R18/XL	95V		M + S, 3PMSF	60K	BSW	45388	8 - 9.5	9.5 on 8.5	25.4	10	819	1521@50	640/B/A	
235/45R18/XL	98V		M + S, 3PMSF	60K	BSW	16172	7.5 - 9	9.3 on 8	26.3	10	790	1653@50	640/B/A	
235/50R18	97V		M + S, 3PMSF	60K	BSW	28997	6.5 - 8.5	9.6 on 7.5	27.3	10	762	1609@51	640/B/A	
235/55R18	100H		M + S, 3PMSF	60K	BSW	19460	6.5 - 8.5	9.6 on 7.5	28.1	10	739	1764@51	640/B/A	
235/55R18	100V		M + S, 3PMSF	60K	BSW	23227	6.5 - 8.5	9.6 on 7.5	28.1	10	739	1764@51	640/B/A	
235/60R18/XL	107H		M + S, 3PMSF	60K	BSW	15707	6.5 - 8.5	9.4 on 7	29.1	10	715	2149@50	640/B/A	
235/60R18/XL	107V		M + S, 3PMSF	60K	BSW	29611	6.5 - 8.5	9.4 on 7	29.1	10	715	2149@50	640/B/A	
235/65R18	106H		M + S, 3PMSF	60K	BSW	17389	6.5 - 8.5	9.4 on 7	30	10	692	2094@51	640/B/A	
235/65R18	106V		M + S, 3PMSF	60K	BSW	47167	6.5 - 8.5	9.4 on 7	30	10	692	2094@51	640/B/A	
245/40R18/XL	97V		M + S, 3PMSF	60K	BSW	34063	8 - 9.5	9.7 on 8.5	25.7	10	809	1609@50	640/B/A	
245/45R18/XL	100V		M + S, 3PMSF	60K	BSW	31804	7.5 - 9	9.5 on 8	26.6	10	780	1764@50	640/B/A	
245/55R18	103V		M + S, 3PMSF	60K	BSW	09926	7 - 8.5	9.9 on 7.5	28.6	10	727	1929@51	640/B/A	
245/60R18	105V		M + S, 3PMSF	60K	BSW	34474	7 - 8.5	9.7 on 7	29.5	10	703	2039@51	640/B/A	
255/35R18/XL	94V		M + S, 3PMSF	60K	BSW	04559	8.5 - 10	10.2 on 9	25	10	832	1477@50	640/B/A	
255/60R18/XL	112V		M + S, 3PMSF	60K	BSW	92640	7 - 9	10.2 on 7.5	30	10	692	2469@50	640/B/A	
255/65R18	111H		M + S, 3PMSF	60K	BSW	90299	7 - 9	10.2 on 7.5	31	10	670	2403@51	640/B/A	
265/60R18	110V		M + S, 3PMSF	60K	BSW	46728	7.5 - 9.5	10.7 on 8	30.5	10	682	2337@51	640/B/A	
225/55R19	99V		M + S, 3PMSF	60K	BSW	54313	6 - 8	9.2 on 7	28.7	10	723	1709@51	640/B/A	
235/40R19/XL	96V		M + S, 3PMSF	60K	BSW	60820	8 - 9.5	9.5 on 8.5	26.4	10	787	1565@50	640/B/A	
235/45R19/XL	99V		M + S, 3PMSF	60K	BSW	16620	7.5 - 9	9.3 on 8	27.3	10	760	1709@50	640/B/A	
235/50R19/XL	103V		M + S, 3PMSF	60K	BSW	44993	6.5 - 8.5	9.6 on 7.5	28.3	10	735	1929@50	640/B/A	
235/55R19/XL	105H		M + S, 3PMSF	60K	BSW	80990	6.5 - 8.5	9.6 on 7.5	29.1	10	713	2039@50	640/B/A	
235/55R19/XL	105V		M + S, 3PMSF	60K	BSW	08499	6.5 - 8.5	9.6 on 7.5	29.1	10	713	2039@50	640/B/A	
245/45R19/XL	102V		M + S, 3PMSF	60K	BSW	38373	7.5 - 9	9.5 on 8	27.6	10	751	1874@50	640/B/A	
245/50R19/XL	105V		M + S, 3PMSF	60K	BSW	36113	7 - 8.5	9.9 on 7.5	28.7	10	725	2039@50	640/B/A	



## MICHELIN® CrossClimate®2

Tire Size	Service Description	Technology	Other	Limited Warranty	Side-wall	MSPN	Rim Width Range (inches)	Section Width on Measuring Rim Width (inches)	Overall Diameter (inches)	Tread Depth (in/32nds)	Rev/Mile @45 mph	Max Load Single (lbs@psi)	UTQG	O.E. Fitments
245/55R19	103V		M + S, 3PMSF	60K	BSW	16090	7 - 8.5	9.9 on 7.5	29.6	10	702	1929@51	640/B/A	
255/40R19/XL	100V		M + S, 3PMSF	60K	BSW	36073	8.5 - 10	10.2 on 9	27	10	769	1764@50	640/B/A	
255/45R19/XL	104V		M + S, 3PMSF	60K	BSW	23187	8 - 9.5	10 on 8.5	28.1	10	741	1984@50	640/B/A	
255/55R19/XL	111V		M + S, 3PMSF	60K	BSW	67231	7 - 9	10.4 on 8	30	10	692	2403@50	640/B/A	
255/60R19	109H		M + S, 3PMSF	60K	BSW	52171	7 - 9	10.2 on 7.5	31	10	670	2271@51	640/B/A	
265/50R19/XL	110V		M + S, 3PMSF	60K	BSW	70977	7.5 - 9.5	10.9 on 8.5	29.5	10	705	2337@50	640/B/A	
235/45R20/XL	100H		M + S, 3PMSF	60K	BSW	10503	7.5 - 9	9.3 on 8	28.3	10	734	1764@50	640/B/A	
235/50R20/XL	104V		M + S, 3PMSF	60K	BSW	55754	6.5 - 8.5	9.6 on 7.5	29.3	10	710	1984@50	640/B/A	
235/55R20	102H		M + S, 3PMSF	60K	BSW	21889	6.5 - 8.5	9.6 on 7.5	30.1	10	690	1874@51	640/B/A	
235/55R20	102V		M + S, 3PMSF	60K	BSW	70750	6.5 - 8.5	9.6 on 7.5	30.1	10	690	1874@51	640/B/A	
245/40R20/XL	99V		M + S, 3PMSF	60K	BSW	05710	8 - 9.5	9.7 on 8.5	27.7	10	750	1709@50	640/B/A	
245/45R20/XL	103V		M + S, 3PMSF	60K	BSW	11552	7.5 - 9	9.5 on 8	28.6	10	726	1929@50	640/B/A	
245/50R20	102V		M + S, 3PMSF	60K	BSW	23459	7 - 8.5	9.9 on 7.5	29.7	10	701	1874@51	640/B/A	
255/45R20/XL	105V		M + S, 3PMSF	60K	BSW	30754	8 - 9.5	10 on 8.5	29.1	10	716	2039@50	640/B/A	
255/45R20/XL	105W MGT		M + S, 3PMSF	60K	BSW	65444	8 - 9.5	10 on 8.5	29.1	9.5	716	2039@50	560/B/A	MAS
255/50R20/XL	109V		M + S, 3PMSF	60K	BSW	92056	7 - 9	10.4 on 8	30	10	691	2271@50	640/B/A	
255/55R20/XL	110V		M + S, 3PMSF	60K	BSW	57244	7 - 9	10.4 on 8	31	10	671	2337@50	640/B/A	
265/45R20/XL	108V		M + S, 3PMSF	60K	BSW	08932	8.5 - 10	10.4 on 9	29.3	10	708	2205@50	640/B/A	
265/50R20/XL	111V		M + S, 3PMSF	60K	BSW	74642	7.5 - 9.5	10.9 on 8.5	30.4	10	683	2403@50	640/B/A	
275/45R20/XL	110V		M + S, 3PMSF	60K	BSW	18856	8.5 - 10.5	10.7 on 9	29.7	10	699	2337@50	640/B/A	
275/50R20/XL	113V		M + S, 3PMSF	60K	BSW	81080	7.5 - 9.5	11.1 on 8.5	30.8	10	674	2535@50	640/B/A	
285/40R20/XL	108V		M + S, 3PMSF	60K	BSW	17745	9.5 - 11	11.4 on 10	29	10	718	2205@50	640/B/A	
285/45R20/XL	112V		M + S, 3PMSF	60K	BSW	12199	9 - 10.5	11.2 on 9.5	30.1	10	691	2469@50	640/B/A	
245/45R21/XL	104V		M + S, 3PMSF	60K	BSW	31007	7.5 - 9	9.5 on 8	29.6	10	702	1984@50	640/B/A	
255/40R21/XL	102V		M + S, 3PMSF	60K	BSW	03271	8.5 - 10	10.2 on 9	29	10	717	1874@50	640/B/A	
265/40R21/XL	105V		M + S, 3PMSF	60K	BSW	92075	9 - 10.5	10.6 on 9.5	29.3	10	709	2039@50	640/B/A	
265/45R21/XL	108V		M + S, 3PMSF	60K	BSW	97084	8.5 - 10	10.4 on 9	30.3	10	685	2205@50	640/B/A	
275/40R21/XL	107V		M + S, 3PMSF	60K	BSW	33925	9 - 11	10.9 on 9.5	29.6	10	702	2149@50	640/B/A	
285/45R22/XL	114H		M + S, 3PMSF	60K	BSW	05254	9 - 10.5	11.2 on 9.5	32.1	10	648	2601@50	640/B/A	

Car, Minivan,  
Crossover and SUV

MICHELIN®

# Premier® All Season

Safe when new. Safe when worn. Even when half-worn, it's still safe thanks to the wet-braking capabilities of EverGrip Technology. The MICHELIN® Premier® All Season tire still stops shorter on wet roads than leading competitors' brand-new tires<sup>1</sup>.



ALL-SEASON



## Shorter stopping.

Safe when new. Safe when worn. Even when half-worn, it's still safe thanks to the wet-braking capabilities of EverGrip Technology. The MICHELIN® Premier® All Season tire still stops shorter on wet roads than leading competitors' brand-new tires<sup>1</sup>.

## Excellent wet grip and lasting winter performance.

With EverGrip Technology, extreme amounts of silica in the tread compound provide exceptional wet grip for everyday handling. Plus, expanding rain grooves widen and emerging grooves open as the tire wears to maintain traction. Sunflower oil keeps the EverGrip™ Compound flexible in lower temperatures along with many tread blocks and sipes that act as Biting Edges to cut through the snow.

## Enjoy a quiet, comfortable ride.

MICHELIN® Comfort Control Technology™ uses a computer-optimized design and precision manufacturing to reduce vibrations and road noise.



### Original Equipment Fitments:

Chrysler Pacifica

<sup>1</sup>Safe refers to wet braking, wet handling and hydroplaning resistance when tires are new and worn to 5/32". All tires eventually wear out and should be replaced. Half-worn MICHELIN® Premier® tires are safe because of EverGrip Technology, which combines an evolving tread with a high-traction compound for enhanced wet-braking capabilities. Based on internal wet braking tests from 40 MPH and 50 MPH using the MICHELIN® Premier® All Season tire in sizes 235/55R17 99H and 215/60R16 95V buffed to 5/32" of tread versus the Goodyear® Assurance® TripleTred™ A/S tire in sizes 235/55R17 99H and P215/60R16 94V and the Bridgestone® Turanza™ Serenity Plus tire in size 215/60R16 95V. Actual on-road results may vary.

Tire Size	Service Description	Technology	Other	Limited Warranty	Side-wall	MSPN	Rim Width Range (inches)	Section Width on Measuring Rim Width (inches)	Overall Diameter (inches)	Tread Depth (in/32nds)	Rev/ Mile @45 mph	Max Load Single (lbs@psi)	UTQG	O.E. Fitments
195/60R16	89H		M + S	60K	BSW	64848	5.5 - 7	7.91 on 6	25.2	8.5	825	1279@44	640/A/A	
235/60R18	103H		M + S	60K	BSW	34004	6.5 - 8.5	9.45 on 7	29	8.5	715	1929@44	640/A/A	CHR
235/60R18	103H	Selfseal®	M + S	60K	BSW	79689	6.5 - 8.5	9.45 on 7	29	8.5	715	1929@44	640/A/A	CHR



MICHELIN®  
**Premier® LTX®**

Safe when new. Safe when worn. Even when half-worn, it's still safe thanks to the wet-braking capabilities of EverGrip Technology. The MICHELIN® Premier® LTX® tire still stops shorter on wet roads than leading competitors' brand-new tires¹.



ALL-SEASON



**Shorter stopping.**

Even when half-worn, it's still safe thanks to the wet-braking capabilities of EverGrip Technology. The MICHELIN® Premier® LTX® tire still stops shorter on wet roads than leading competitors' brand-new tires¹.

**Hydroplaning resistance.**

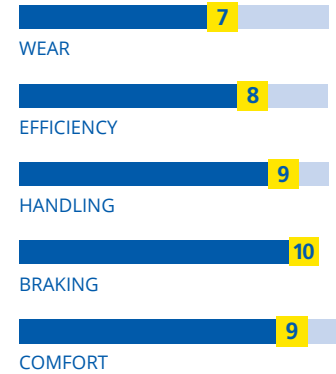
With EverGrip Technology, expanding rain grooves widen and emerging grooves open as the tire wears to maintain traction.

**Excellent wet grip.**

Extreme amounts of silica in the EverGrip™ Compound provide exceptional wet grip for everyday handling.

**Lasting winter performance.**

Sunflower oil keeps the EverGrip™ Compound flexible in lower temperatures along with many tread blocks and sipes that act as Biting Edges to cut through the snow.



**Original Equipment Fitments:**

- Jeep Grand Cherokee
- Lexus RX
- Audi Q5
- Toyota Highlander

¹Safe refers to wet braking, wet handling and hydroplaning resistance when tires are new and worn to 5/32". All tires eventually wear out and should be replaced. Half-worn MICHELIN® Premier® tires are safe because of EverGrip Technology, which combines an evolving tread with a high-traction compound for enhanced wet-braking capabilities. Based on internal wet braking tests from 50 MPH using the MICHELIN® Premier® LTX® tire in size 255/55R18 109H buffed to 5/32" of tread versus the Goodyear® Assurance® CS TripleTred™ All-Season and Continental® CrossContact™ LX20 tires in size 255/55R18 109H. Actual on-road results may vary.

Tire Size	Service Description	Technology	Other	Limited Warranty	Side-wall	MSPN	Rim Width Range (inches)	Section Width on Measuring Rim Width (inches)	Overall Diameter (inches)	Tread Depth (in/32nds)	Rev/Mile @45 mph	Max Load Single (lbs@psi)	UTQG	O.E. Fitments
235/65R18	106V		M + S	60K	BSW	08008	6.5 - 8.5	9.3 on 7	30.1	8.5	692	2094@51	620/B/A	LEX
235/65R18	106V		M + S	60K	BSW	21864	6.5 - 8.5	9.45 on 7	30	8.5	692	2094@51	620/A/A	TOY
265/60R18	110T		M + S	60K	BSW	93425	7.5 - 9.5	10.7 on 8	30.5	8.5	682	2337@44	620/B/A	JEP
235/55R20	102V		M + S	60K	BSW	13732	6.5 - 8.5	9.6 on 7.5	30.1	8.5	690	1874@51	620/B/A	LEX
255/45R20	101H AO		M + S	60K	BSW	14400	8 - 9.5	10 on 8.5	29	8.5	716	1819@44	620/B/A	AUD



MICHELIN®  
**Defender®2**

A high performer that lasts longer.



ALL-SEASON



**Engineered to outlast.**

The MICHELIN® Defender®2 tire outlasted three leading competitive tires by more than 25,000 miles on a treadwear test, delivering two extra years of treadlife¹.

**Confidence in wet or dry.**

When tested for wet and dry on-vehicle braking, the MICHELIN® Defender®2 tire demonstrated stopping distances better than or comparable to three leading competitive tires².

**A quiet and comfortable ride.**

The MICHELIN® Defender®2 tire is designed for smooth, even wear, so the last mile is as comfortably quiet as the first mile.



**Popular Replacement Market Fits:**

- Honda Odyssey
- Chevrolet Equinox
- Honda Accord
- Toyota Highlander
- Chrysler Pacifica
- Toyota Sienna

¹Based on U.S. Department of Transportation Average Annual Miles per driver (13,500 miles) and DesRosiers Automotive Consultants estimate of annual average kilometers driven in Canada (23,000 kilometers) and on a treadwear test using tires in size 225/65R17 on a 2021 Toyota® RAV4, where the MICHELIN® Defender®2 tire showed an estimated life (based on calculating the most worn groove of a rotated set) of 94,400 miles versus the Bridgestone® Alenza® AS Ultra tire at 47,700 miles, the Continental® TrueContact® Tour tire at 59,400 miles and the Goodyear® Assurance® MaxLife® tire at 51,900 miles. Actual on-road results may vary.  
²Based on internal wet braking tests from 50 MPH and internal dry braking tests from 60 MPH using tires in size 225/65R17 on a 2021 Toyota® RAV4, where the MICHELIN® Defender®2 tire had an average stopping distance of 130.0 ft. wet and 120.9 ft. dry versus the Bridgestone® Alenza® AS Ultra tire, with an average stopping distance of 127.8 ft. wet and 125.8 ft. dry; the Continental® TrueContact® Tour tire, with an average stopping distance of 145.2 ft. wet and 129.2 ft. dry; and the Goodyear® Assurance® MaxLife® tire, with an average stopping distance of 134.0 ft. wet and 125.0 ft. dry. Actual on-road results may vary.



## MICHELIN® Defender® 2

Tire Size	Service Description	Technology	Other	Limited Warranty	Side-wall	MSPN	Rim Width Range (inches)	Section Width on Measuring Rim Width (inches)	Overall Diameter (inches)	Tread Depth (in/32nds)	Rev/Mile @45 mph	Max Load Single (lbs@psi)	UTQG	O.E. Fitments
205/55R16	91H		M + S	80K	BSW	07259	5.5 - 7.5	8.4 on 6.5	24.8	10.5	836	1356@51	840/B/B	
205/60R16	92H		M + S	80K	BSW	37594	5.5 - 7.5	8.2 on 6	25.6	10.5	810	1389@51	840/B/B	
205/65R16	95H		M + S	80K	BSW	69099	5.5 - 7.5	8.2 on 6	26.4	10.5	786	1521@51	840/B/B	
215/55R16/XL	97H		M + S	80K	BSW	12060	6 - 7.5	8.9 on 7	25.2	10.5	823	1609@50	840/B/B	
215/60R16	95H		M + S	80K	BSW	79034	6 - 7.5	8.7 on 6.5	26.1	10.5	796	1521@51	840/B/B	
215/65R16	98H		M + S	80K	BSW	11141	6 - 7.5	8.7 on 6.5	27	10.5	770	1653@51	840/B/B	
225/60R16	98H		M + S	80K	BSW	06384	6 - 8	9 on 6.5	26.6	10.5	782	1653@51	840/B/B	
225/65R16	100H		M + S	80K	BSW	18896	6 - 8	9 on 6.5	27.4	10.5	757	1764@51	840/B/B	
235/60R16	100H		M + S	80K	BSW	01023	6.5 - 8.5	9.4 on 7	27.1	10.5	768	1764@51	840/B/B	
235/65R16	103H		M + S	80K	BSW	18797	6.5 - 8.5	9.4 on 7	28	10.5	742	1929@51	840/B/B	
205/50R17/XL	93H		M + S	80K	BSW	00953	5.5 - 7.5	8.4 on 6.5	25.1	10.5	828	1433@50	840/B/B	
215/45R17/XL	91H		M + S	80K	BSW	05602	7 - 8	8.4 on 7	24.6	10.5	844	1356@50	840/B/B	
215/50R17/XL	95H		M + S	80K	BSW	30697	6 - 7.5	8.9 on 7	25.5	10.5	815	1521@50	840/B/B	
215/55R17	94H		M + S	80K	BSW	17537	6 - 7.5	8.9 on 7	26.3	10.5	791	1477@51	840/B/B	
215/60R17	96H		M + S	80K	BSW	54251	6 - 7.5	8.7 on 6.5	27.1	10.5	766	1565@51	840/B/B	
215/65R17/XL	103H		M + S	80K	BSW	44198	6 - 7.5	8.7 on 6.5	28	10.5	742	1929@50	840/B/B	
225/50R17/XL	98H		M + S	80K	BSW	10785	6 - 8	9.1 on 7	25.9	10.5	803	1653@50	840/B/B	
225/55R17/XL	101H		M + S	80K	BSW	00822	6 - 8	9.1 on 7	26.7	10.5	777	1819@50	840/B/B	
225/60R17	99H		M + S	80K	BSW	78472	6 - 8	9 on 6.5	27.6	10.5	753	1709@51	840/B/B	
225/65R17	102H		M + S	80K	BSW	08218	6 - 8	9 on 6.5	28.5	10.5	730	1874@51	840/B/B	
235/50R17	96H		M + S	80K	BSW	11994	6.5 - 8.5	9.6 on 7.5	26.3	10.5	791	1565@51	840/B/B	
235/55R17	99H		M + S	80K	BSW	36791	6.5 - 8.5	9.6 on 7.5	27.1	10.5	766	1709@51	840/B/B	
235/60R17	102H		M + S	80K	BSW	21087	6.5 - 8.5	9.4 on 7	28.1	10.5	740	1874@51	840/B/B	
235/65R17	104H		M + S	80K	BSW	08758	6.5 - 8.5	9.4 on 7	29	10.5	716	1984@51	840/B/B	
215/55R18	95H		M + S	80K	BSW	07428	6 - 7.5	8.9 on 7	27.2	10.5	762	1521@51	840/B/B	
225/50R18	95H		M + S	80K	BSW	47584	6 - 8	9.1 on 7	26.8	10.5	774	1521@51	840/B/B	
225/55R18	98H		M + S	80K	BSW	22800	6 - 8	9.1 on 7	27.7	10.5	749	1653@51	840/B/B	
225/60R18	100H		M + S	80K	BSW	24074	6 - 8	9 on 6.5	28.6	10.5	727	1764@51	840/B/B	
235/45R18/XL	98H		M + S	80K	BSW	25781	7.5 - 9	9.3 on 8	26.3	10.5	790	1653@50	840/B/B	
235/50R18	97H		M + S	80K	BSW	09791	6.5 - 8.5	9.6 on 7.5	27.2	10.5	762	1609@51	840/B/B	
235/55R18	100H		M + S	80K	BSW	78263	6.5 - 8.5	9.6 on 7.5	28.1	10.5	739	1764@51	840/B/B	
235/60R18/XL	107H		M + S	80K	BSW	87332	6.5 - 8.5	9.4 on 7	29	10.5	715	2150@50	840/B/B	
245/60R18	105H		M + S	80K	BSW	05819	7 - 8.5	9.7 on 7	29.5	10.5	703	2039@51	840/B/B	
225/55R19	99H		M + S	80K	BSW	07451	6 - 8	9.1 on 7	28.7	10.5	723	1709@51	840/B/B	
235/45R19/XL	99H		M + S	80K	BSW	34256	7.5 - 9	9.3 on 8	27.3	10.5	760	1709@50	840/B/B	
235/50R19/XL	103H		M + S	80K	BSW	69845	6.5 - 8.5	9.6 on 7.5	28.3	10.5	735	1929@50	840/B/B	
235/55R20	102H		M + S	80K	BSW	50833	6.5 - 8.5	9.6 on 7.5	30.1	10.5	690	1874@51	840/B/B	
245/50R20	102H		M + S	80K	BSW	03296	7 - 8.5	9.9 on 7.5	29.6	10.5	701	1874@51	840/B/B	

MICHELIN®

# Defender® T + H

More miles. With the safety you expect. Designed for the doers, our longest lasting tire keeps you on the go longer<sup>1</sup> – because life never stops moving.



ALL-SEASON



## Lose track of the miles. The longest lasting tire among leading competitive tires<sup>1</sup>.

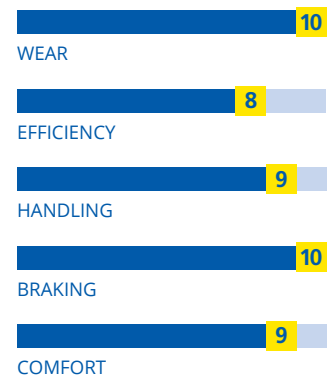
Drive on and rack up the miles. Our MaxTouch Construction™ is designed to ensure the tire contact forces are evenly distributed, maximizing treadlife. And our durable EverTread® compound offers long-lasting dependability.

## Escape compromise. Miles of uncompromised safety performance<sup>2</sup>.

Leave worries behind and hit the road with confidence. Our IntelliSipe™ Technology is designed to maximize Biting Edges for exceptional grip and control in all seasons, while special rain grooves help prevent hydroplaning.

## Get there comfortably. Designed to deliver a quiet, comfortable ride.

Experience miles of quiet and comfort wherever you go. Our Comfort Control Technology™ helps ensure ride satisfaction while minimizing noise with the road.



### Popular Replacement Market Fitments:

- Honda Odyssey
- Chevrolet Malibu
- Toyota Sienna
- Nissan Altima
- Chrysler Town & Country
- Ford Focus

<sup>1</sup>Based on commissioned third-party wear test results in size 225/55R17 97H versus the Goodyear® Assurance® TripleTred™ All-Season and Continental® TrueContact™ tires in size 225/55R17 97H and the Pirelli® P4® FOUR SEASONS PLUS tire in size 225/55R17 97T on a 2016 Chevrolet® Malibu and in size 205/55R16 91H versus the Bridgestone® Turanza® Serenity Plus tire in size 205/55R16 91H on a 2015 Honda® Civic. Actual on-road results may vary.  
<sup>2</sup>Based on internal wet braking test results at 50 MPH and at 60 MPH in size 225/55R17 97H versus the Goodyear® Assurance® TripleTred™ All-Season and Continental® TrueContact™ tires in size 225/55R17 97H and the Pirelli® P4® FOUR SEASONS PLUS tire in size 225/55R17 97T on a 2016 Chevrolet® Malibu tire and in size 205/55R16 91H versus the Bridgestone® Turanza® Serenity Plus tire in size 205/55R16 91H on a 2015 Honda® Civic. Actual on-road results may vary.





## MICHELIN® Defender® T + H

Tire Size	Service Description	Technology	Other	Limited Warranty	Side-wall	MSPN	Rim Width Range (inches)	Section Width on Measuring Rim Width (inches)	Overall Diameter (inches)	Tread Depth (in/32nds)	Rev/Mile @45 mph	Max Load Single (lbs@psi)	UTQG	O.E. Fitments
185/65R15	88H		M + S	80K	BSW	66696	5 - 6.5	7.4 on 5.5	24.4	10	851	1235@44	820/A/B	
195/60R15	88H		M + S	80K	BSW	61436	5.5 - 7	7.9 on 6	24.2	10	859	1235@44	820/A/B	
195/65R15	91H		M + S	80K	BSW	08771	5.5 - 7	7.9 on 6	25	10	832	1356@44	820/A/B	
205/65R15	94H		M + S	80K	BSW	27187	5.5 - 7.5	8.2 on 6	25.5	10	817	1477@44	820/A/B	
185/55R16	83H		M + S	80K	BSW	36742	5 - 6.5	7.6 on 6	24	10	866	1074@44	820/A/B	
205/60R16	92H		M + S	80K	BSW	96438	5.5 - 7.5	8.2 on 6	25.7	10	810	1389@44	820/A/B	
225/65R16	100H		M + S	80K	BSW	28549	6 - 8	9 on 6.5	27.5	10	757	1764@44	820/A/B	
235/60R16	100H		M + S	80K	BSW	06472	6.5 - 8.5	9.4 on 7	27.1	10	768	1764@44	820/A/B	
215/60R17	96H		M + S	80K	BSW	58359	6 - 7.5	8.7 on 6.5	27.2	10	766	1565@44	820/A/B	
215/65R17	99H		M + S	80K	BSW	34804	6 - 7.5	8.7 on 6.5	28	10	742	1709@44	820/A/B	
215/55R18	95H		M + S	80K	BSW	35336	6 - 7.5	8.9 on 7	27.3	10	762	1521@44	820/A/B	
235/60R18	103H		M + S	80K	BSW	03640	6.5 - 8.5	9.4 on 7	29.1	10	715	1929@44	820/A/B	

Car, Minivan,  
Crossover and SUV

MICHELIN®

# Primacy® Tour A/S

The perfect match to get the relaxing driving experience you expect from your premium vehicle.



ALL-SEASON



## MICHELIN® Primacy® tires are the #1 choice among top vehicle manufacturers for their premium and luxury models¹.

One out of four premium vehicles sold in North America is equipped with MICHELIN® tires.

## The MICHELIN® Primacy® Tour A/S tire has the quietest tread design among leading competitors².

Enhanced MICHELIN® Comfort Control Technology™ with PIANO® Acoustic Tuning combines frequency-canceling shoulder grooves and block chamfers with ultrasmooth belts, resulting in an exceptionally quiet ride.

## 17% better snow traction than the MICHELIN® Primacy® MXM4® tire³.

The latest generation of advanced rubber compound maintains tread block flexibility in cold temperatures to help grip on snow and ice, while sharp lateral groove angles bite into snow to handle turns with confidence in winter conditions.



<sup>1</sup>In the premium price class for the U.S. and Canada in 2018. Representative vehicles in the premium price class include but are not limited to the Acura® ILX®, Lexus® GS350®, BMW® 3 and 4 Series, Mercedes® C and S Class, and Cadillac® CT. Based on content supplied by IHS Markit® Original Equipment Tire Data. © IHS Markit 2018. All rights reserved.

<sup>2</sup>Based on internal objective interior noise tests measuring dBA from 500 to 2000 Hz on asphalt (weathered and smooth) and smooth concrete comparing the MICHELIN® Primacy® Tour A/S tire versus the Bridgestone® Turanza® Serenity Plus, Continental® PureContact®, Pirelli® CINTURATO P7™ ALL SEASON PLUS and Goodyear® Assurance® Comfortred™ tires. Testing performed on a 2015 BMW® 328i in size 225/50R17. Actual on-road results may vary.

<sup>3</sup>Based on third-party snow traction tests using ASTM Test Method F1805-12 in size 235/45R17 97W. Actual on-road results may vary.



## MICHELIN® Primacy® Tour A/S

Tire Size	Service Description	Technology	Other	Limited Warranty	Side-wall	MSPN	Rim Width Range (inches)	Section Width on Measuring Rim Width (inches)	Overall Diameter (inches)	Tread Depth (in/32nds)	Rev/Mile @45 mph	Max Load Single (lbs@psi)	UTQG	O.E. Fitments
215/55R17	94V		M + S	55K	BSW	26370	6 - 7.5	8.9 on 7	26.3	9	791	1477@44	540/A/A	
225/50R17/XL	98V		M + S	55K	BSW	47803	6 - 8	9.2 on 7	25.9	9	803	1653@50	540/A/A	
235/55R17	99H		M + S	55K	BSW	71987	6.5 - 8.5	9.6 on 7.5	27.2	9	766	1709@44	540/A/A	
245/65R17	107H TPC		M + S	55K	BSW	61744	7 - 8.5	9.8 on 7	29.5	9.5	704	2149@44	540/A/A	GM
215/50R18	92V		M + S	55K	BSW	60482	6 - 7.5	8.9 on 7	26.5	9	785	1389@51	540/A/A	
225/55R18	98V		M + S	55K	BSW	38158	6 - 8	9.2 on 7	27.8	8.5	749	1653@44	540/A/A	HYN
225/60R18	100H TPC		M + S	55K	BSW	37916	6 - 8	9 on 6.5	28.6	9	727	1764@44	540/A/A	GM
225/60R18	100V		M + S	55K	BSW	08121	6 - 8	9 on 6.5	28.6	9	727	1764@44	540/A/A	LIN
235/40R18/XL	95H		M + S	55K	BSW	34292	8 - 9.5	9.5 on 8.5	25.4	9	819	1521@50	540/A/A	
235/45R18	94V		M + S	55K	BSW	06522	7.5 - 9	9.3 on 8	26.3	8.5	790	1477@51	540/A/A	LEX
235/45R18	94V		M + S	55K	BSW	17806	7.5 - 9	9.3 on 8	26.3	8.5	790	1477@44	540/A/A	HYN
235/45R18/XL	98V VOL		M + S	55K	BSW	31130	7.5 - 9	9.3 on 8	26.3	8	790	1653@50	540/A/A	VOV
235/50R18	97H		M + S	55K	BSW	85516	6.5 - 8.5	9.6 on 7.5	27.3	9	762	1609@44	540/A/A	
235/50R18	97V		M + S	55K	BSW	08392	6.5 - 8.5	9.6 on 7.5	27.3	9	762	1609@44	540/A/A	
235/60R18/XL	107V		M + S	55K	BSW	03863	6.5 - 8.5	9.4 on 7	29.1	9	715	2149@50	540/A/A	
235/65R18	106H TPC		M + S	55K	BSW	24419	6.5 - 8.5	9.4 on 7	30	9.5	692	2094@44	540/A/A	GM
245/45R18	96V TPC	ZP	M + S	30K	BSW	82200	7.5 - 9	9.6 on 8	26.7	8.5	780	1565@44	540/A/A	CAD
245/45R18	96V TPC		M + S	55K	BSW	70467	7.5 - 9	9.6 on 8	26.7	9	780	1565@44	540/A/A	CAD
245/45R18	96V TPC	Selfseal®	M + S	55K	BSW	28111	7.5 - 9	9.6 on 8	26.7	9	780	1565@44	540/A/A	CAD
245/50R18	100V		M + S	55K	BSW	34371	7 - 8.5	10 on 7.5	27.7	9	751	1764@44	540/A/A	
245/50R18/XL	104W GOE		M + S	45K	BSW	92039	7 - 8.5	9.96 on 7.5	27.6	8.5	751	1984@50	540/A/A	HYN
245/60R18	105H		M + S	55K	BSW	67185	7 - 8.5	9.8 on 7	29.6	8.5	703	2039@44	540/A/A	KIA
255/55R18/XL	109H		M + S	55K	BSW	32735	7 - 9	10.4 on 8	29	9	717	2271@50	540/A/A	
225/40R19/XL	93W		M + S	45K	BSW	77335	7.5 - 9	9.1 on 8	26.1	9	797	1433@50	540/A/A	HYN, KIA
225/45R19/XL	96W		M + S	45K	BSW	04262	7 - 8.5	8.9 on 7.5	27	9	771	1565@50	540/A/A	
225/55R19	99V		M + S	55K	BSW	14332	6 - 8	9.2 on 7	28.8	9	723	1709@44	540/A/A	LIN
235/50R19	99V		M + S	55K	BSW	03116	6.5 - 8.5	9.6 on 7.5	28.3	9	735	1709@44	540/A/A	
235/55R19/XL	105W GOE		M + S	45K	BSW	37369	6.5 - 8.5	9.6 on 7.5	29.2	9	713	2039@50	540/A/A	HYN
245/40R19	94V TPC	ZP	M + S	30K	BSW	38391	8 - 9.5	9.8 on 8.5	26.7	8.5	778	1477@44	540/A/A	CAD
245/40R19	94W		M + S	45K	BSW	06025	8 - 9.5	9.8 on 8.5	26.7	9	778	1477@51	540/A/A	HYN, KIA
245/45R19/XL	102W GOE		M + S	45K	BSW	81571	7.5 - 9	9.6 on 8	27.7	8.5	751	1874@50	500/AA/A	HYN
245/45R19	98W		M + S	45K	BSW	86487	7.5 - 9	9.6 on 8	27.7	8.5	751	1653@51	540/A/A	HYN, KIA
255/35R19/XL	96W		M + S	45K	BSW	44760	8.5 - 10	10.2 on 9	26	9	799	1565@50	540/A/A	KIA, HYN
255/40R19/XL	100V		M + S	55K	BSW	23553	8.5 - 10	10.2 on 9	27.1	9	769	1764@50	540/A/A	
255/50R19/XL	107H MO		M + S	55K	BSW	27822	7 - 9	10.4 on 8	29.1	8.5	715	2149@50	540/A/A	MB
275/40R19/XL	105W GOE		M + S	45K	BSW	75273	9 - 11	10.9 on 9.5	27.7	8.5	751	2039@50	500/AA/A	HYN
235/55R20	102H TPC		M + S	55K	BSW	06125	6.5 - 8.5	9.7 on 7.5	30.2	9.5	690	1874@44	540/A/A	GM
245/40R20/XL	99V POL	Acoustic	M + S	55K	BSW	49140	8 - 9.5	9.8 on 8.5	27.7	9	750	1709@50	540/A/A	VOV
245/45R20/XL	103V		M + S	55K	BSW	28258	7.5 - 9	9.5 on 8	28.7	9	726	1929@50	540/A/A	
245/50R20	102V		M + S	55K	BSW	59787	7 - 8.5	9.9 on 7.5	29.7	8.5	701	1874@51	540/A/A	HYN, KIA
245/50R20	102V		M + S	55K	BSW	41639	7 - 8.5	9.9 on 7.5	29.7	9	701	1874@44	540/A/A	
255/45R20	101W		M + S	45K	BSW	56000	8 - 9.5	10 on 8.5	29.1	9	716	1819@51	540/A/A	
255/45R20/XL	105V GOE	Acoustic	M + S	55K	BSW	24551	8 - 9.5	10 on 8.5	29.1	9	716	2039@50	540/A/A	HYN
255/50R20	105H		M + S	55K	BSW	17622	7 - 9	10.4 on 8	30.1	9	691	2039@44	540/A/A	
265/50R20/XL	111W GOE		M + S	45K	BSW	06341	7.5 - 9.5	10.9 on 8.5	30.5	9	683	2403@50	540/A/A	HYN
275/40R20/XL	106V GOE	Acoustic	M + S	45K	BSW	00810	9 - 11	10.9 on 9.5	28.7	8.5	726	2094@50	540/A/A	HYN
275/50R20	109H MO		M + S	55K	BSW	50726	7.5 - 9.5	11.2 on 8.5	30.9	8.5	674	2271@51	540/A/A	MB
245/40R21/XL	100V GOE		M + S	55K	BSW	06321	8 - 9.5	9.8 on 8.5	28.7	8.5	725	1764@50	540/A/A	HYN
255/40R21/XL	102W GOE	Acoustic	M + S	45K	BSW	85076	8.5 - 10	10.2 on 9	29	8.5	717	1874@50	540/A/A	HYN
255/40R21/XL	102W GOE		M + S	45K	BSW	27009	8.5 - 10	10.2 on 9	29	9	717	1874@50	540/A/A	HYN
275/35R21/XL	103V GOE		M + S	55K	BSW	23675	9 - 11	10.9 on 9.5	28.5	9	729	1929@50	540/A/A	HYN
275/45R21	107H MO		M + S	55K	BSW	30098	8.5 - 10.5	10.7 on 9	30.8	8.5	676	2149@44	540/A/A	MB
315/40R21	111H MO		M + S	55K	BSW	57260	10.5 - 12.5	12.6 on 11	30.9	8.5	673	2403@44	540/A/A	MB
265/40R22/XL	106W GOE		M + S	45K	BSW	06266	9 - 10.5	10.7 on 9.5	30.4	8.5	685	2094@50	540/A/A	HYN

MICHELIN®

**Primacy® MXM4®**

360 degrees of ultimate satisfaction for the premium car owner who wants it all: precise handling, refined ride quality and all-season safety.



ALL-SEASON



### Stops up to 29 feet shorter in wet conditions than a leading competitor<sup>1</sup>.

Sunflower oil additive in the tread compound helps provide increased traction at low temperatures for enhanced braking and handling in wet conditions and better overall performance in snow.

### MICHELIN® tires are the #1 choice of premium car makers to optimize vehicle performance and ride quality<sup>2</sup>.

The MICHELIN® Primacy® MXM4® tire continues a tradition of meeting the demanding standards of the world's leading luxury car makers.

### 55,000-mile limited warranty for H- and V-rated sizes. 45,000-mile limited warranty for W-rated sizes. 30,000-mile limited warranty for ZP (run flat) sizes<sup>3</sup>.

Tread design with MaxTouch Construction™ for even treadwear and numerous Biting Edges for all-season grip combine to deliver many miles of driving pleasure.



#### Original Equipment Fitments:

BMW 7-Series  
 Mercedes-Benz C-Class  
 Mercedes-Benz S-Class  
 Mercedes-Benz E-Class  
 Buick Verano

<sup>1</sup>Based on wet braking test results versus the Goodyear® Assurance™ ComforTred™ Touring tire.  
<sup>2</sup>Per IHS Global Insight (USA) Inc. Tire Data (dated August 2010) for DRI Premium Segment vehicle sales in the U.S. from 2009 – 2010.  
<sup>3</sup>See MICHELIN® Tires Owner's Manual for a complete description.

Tire Size	Service Description	Technology	Other	Limited Warranty	Side-wall	MSPN	Rim Width Range (inches)	Section Width on Measuring Rim Width (inches)	Overall Diameter (inches)	Tread Depth (in/32nds)	Rev/Mile @45 mph	Max Load Single (lbs@psi)	UTQG	O.E. Fitments
P215/45R17	87V		M + S	55K	BSW	99184	7 - 8	8.4 on 7	24.7	9.5	844	1201@44	500/A/A	HON
P215/45R17	87V		M + S	55K	BSW	23164	7 - 8	8.4 on 7	24.7	10	844	1201@51	500/AA/A	LEX
P225/45R17	90V TPC	ZP	M + S	30K	BSW	32346	7 - 8.5	8.9 on 7.5	25	10	833	1323@44	500/A/A	GM
225/45R17	91V		M + S	55K	BSW	46465	7 - 8.5	8.9 on 7.5	25	9	833	1356@44	500/A/A	HYN
225/50R17	94H MO	ZP	M + S	30K	BSW	11860	6 - 8	9.2 on 7	25.9	10	803	1477@51	420/B/A	MB
225/50R17	94V *	ZP	M + S	30K	BSW	66380	6 - 8	9.4 on 7.5	25.9	10	803	1477@51	420/A/A	BMW

## MICHELIN® Primacy® MXM4®

Tire Size	Service Description	Technology	Other	Limited Warranty	Side-wall	MSPN	Rim Width Range (inches)	Section Width on Measuring Rim Width (inches)	Overall Diameter (inches)	Tread Depth (in/32nds)	Rev/Mile @45 mph	Max Load Single (lbs@psi)	UTQG	O.E. Fitments
225/55R17	97H MO	ZP	M + S	30K	BSW	16234	6 - 8	9.2 on 7	26.8	9.5	777	1609@44	500/A/A	MER
245/45R17/XL	99H MO		M + S	55K	BSW	87510	7.5 - 9	9.6 on 8	25.7	9.5	810	1709@50	500/A/A	MB
P225/40R18	88V		M + S	55K	BSW	99991	7.5 - 9	9.1 on 8	25.1	9.5	829	1235@44	500/A/A	GM
225/45R18	91H MOE	ZP	M + S	30K	BSW	56405	7 - 8.5	8.9 on 7.5	25.9	8.5	802	1356@44	500/A/A	MB
225/45R18	91V		M + S	55K	BSW	23460	7 - 8.5	8.9 on 7.5	26	9.5	802	1356@44	500/AA/A	KIA
P225/45R18	91V		M + S	55K	BSW	03939	7 - 8.5	8.9 on 7.5	25.9	9.5	802	1356@51	500/A/A	TOY, LEX
225/45R18/XL	95W		M + S	45K	BSW	76543	7 - 8.5	8.9 on 7.5	25.9	9	802	1521@50	500/A/A	HYN
225/60R18	100H		M + S	55K	BSW	99702	6 - 8	9 on 6.5	28.6	9.5	727	1764@51	500/A/A	LEX
225/60R18/XL	104H *	ZP	M + S	30K	BSW	30362	6 - 8	9 on 6.5	28.6	8.5	727	1984@50	500/B/A	BMW
235/40R18	91H MO		M + S	55K	BSW	03689	8 - 9.5	9.5 on 8.5	25.4	9.5	819	1356@51	500/A/A	MB
P235/45R18	94V		M + S	55K	BSW	14644	7.5 - 9	9.3 on 8	26.3	9.5	790	1477@51	500/A/A	TOY
235/45R18	94V		M + S	55K	BSW	34445	7.5 - 9	9.3 on 8	26.3	10	790	1477@44	500/AA/A	
235/45R18/XL	98W T1	Acoustic	M + S	45K	BSW	07563	7.5 - 9	9.3 on 8	26.3	8	790	1653@50	500/A/A	TES
235/55R18	100H VOL		M + S	55K	BSW	13461	6.5 - 8.5	9.7 on 7.5	28.2	9	739	1764@44	500/A/A	VOV
235/55R18	100V		M + S	55K	BSW	71547	6.5 - 8.5	9.7 on 7.5	28.2	9.2	739	1764@51	500/AA/A	CHR
P235/60R18	102V		M + S	55K	BSW	06696	6.5 - 8.5	9.5 on 7	29.1	9.5	715	1874@44	500/A/A	HON
245/45R18/XL	100H *MO		M + S	30K	BSW	20236	7.5 - 9	9.6 on 8	26.7	9.5	780	1764@50	500/A/A	BMW, MER
245/45R18	96V		M + S	55K	BSW	47731	7.5 - 9	9.6 on 8	26.7	9.5	780	1565@44	500/A/A	HYN
245/45R18	96V		M + S	55K	BSW	22485	7.5 - 9	9.6 on 8	26.7	10	780	1565@44	500/AA/A	LIN
245/50R18	100V *	ZP	M + S	30K	BSW	53738	7 - 8.5	10 on 7.5	27.7	9.5	751	1764@44	500/A/A	BMW
245/50R18	100W		M + S	45K	BSW	05011	7 - 8.5	10 on 7.5	27.7	9	751	1764@51	500/A/A	HYN
255/35R18/XL	94H MO		M + S	55K	BSW	36995	8.5 - 10	10.2 on 9	25	9.5	832	1477@50	500/A/A	MB
225/40R19/XL	93V *	ZP	M + S	30K	BSW	18126	7.5 - 9	9.1 on 8	26.1	10	797	1433@44	420/A/A	BMW
235/40R19	92V		M + S	55K	BSW	13134	8 - 9.5	9.5 on 8.5	26.4	9.5	787	1389@44	500/AA/A	TOY
235/40R19/XL	96V		M + S	55K	BSW	53283	8 - 9.5	9.5 on 8.5	26.4	8.5	787	1565@50	500/A/A	HON
235/40R19/XL	96V		M + S	55K	BSW	74327	8 - 9.5	9.5 on 8.5	26.4	9.5	787	1565@50	500/AA/A	LEX
235/50R19	99H VOL		M + S	55K	BSW	07307	6.5 - 8.5	9.7 on 7.5	28.3	9	735	1709@44	500/A/A	VOV
235/55R19	101H		M + S	55K	BSW	59625	6.5 - 8.5	9.6 on 7.5	29.2	9.5	713	1819@44	500/A/A	CHR
245/40R19	94V	Acoustic	M + S	55K	BSW	92999	8 - 9.5	9.8 on 8.5	26.7	9.5	778	1477@44	500/AA/A	KIA
245/40R19	94V		M + S	55K	BSW	23600	8 - 9.5	9.8 on 8.5	26.7	10	778	1477@44	500/AA/A	LIN
245/40R19/XL	98W		M + S	45K	BSW	71310	8 - 9.5	9.8 on 8.5	26.7	10	778	1653@50	500/A/A	ACU, LIN
245/45R19/XL	102H AO	Acoustic	M + S	55K	BSW	34707	7.5 - 9	9.6 on 8	27.7	9.5	751	1874@50	500/A/A	AUD
245/45R19/XL	102H MO	ZP	M + S	30K	BSW	63760	7.5 - 9	9.6 on 8	27.7	10	751	1874@50	420/A/A	MB
245/45R19/XL	102V *	ZP	M + S	30K	BSW	98871	7.5 - 9	9.6 on 8	27.7	9.5	751	1874@50	500/A/A	BMW
245/45R19	98W		M + S	45K	BSW	19136	7.5 - 9	9.6 on 8	27.7	10	751	1653@51	500/AA/A	
245/50RF19	101V	ZP	M + S	30K	BSW	68629	7 - 8.5	10 on 7.5	28.7	8.5	725	1819@51	500/A/A	LEX
265/50R19/XL	110H *	ZP	M + S	30K	BSW	68949	7.5 - 9.5	10.9 on 8.5	29.5	8.5	705	2337@50	500/A/A	BMW
275/40R19	101H MOE	ZP	M + S	30K	BSW	15814	9 - 11	10.9 on 9.5	27.7	10	751	1819@51	420/A/A	MB
255/40R20/XL	101H AO	Acoustic	M + S	55K	BSW	89424	8.5 - 10	10.2 on 9	28	9.5	742	1819@50	500/A/A	AUD
195/65R15	91T		M + S	55K	BSW	69504	5.5 - 7	7.9 on 6	25	8.5	832	1356@51	540/B/B	HYN

MICHELIN®

# Primacy® All Season

Developed to meet the demanding standards of top vehicle manufacturers, the MICHELIN® Primacy® All Season tire is the latest generation of fuel-efficient, all-season performance.



## The latest generation of fuel-efficient, all-season tires.

Next-generation compounds break the grip vs. rolling resistance compromise. Proprietary synthetic rubber compounds are designed and manufactured exclusively by Michelin to efficiently adhere to dry, wet and snowy roads.

## A quiet ride all year long.

Symmetric tread design tuned with PIANO® Acoustic Tuning minimizes noise generated by the tire. Full-depth grooves and sipes do not wear away to disperse water and grip the road through the full life of the tire.

## Developed to exceed the demanding standards of top Original Equipment manufacturers.

Chosen by Ford®, Toyota®, Nissan®, Hyundai® and GM® as Original Equipment.



### Original Equipment Fitments:

- Ford Mustang Mach-E
- Acura TLX
- Toyota RAV4
- Hyundai Sonata
- Ford Explorer
- GMC Terrain
- Toyota Corolla



## MICHELIN® Primacy® All Season

Tire Size	Service Description	Technology	Other	Limited Warranty	Side-wall	MSPN	Rim Width Range (inches)	Section Width on Measuring Rim Width (inches)	Overall Diameter (inches)	Tread Depth (in/32nds)	Rev/Mile @45 mph	Max Load Single (lbs@psi)	UTQG	O.E. Fitments
215/50R17	91V		M + S	55K	BSW	11316	6 - 7.5	8.9 on 7	25.2	8.5	815	1356@51	540/A/A	NIS
215/55R17	94V		M + S	55K	BSW	08320	6 - 7.5	8.9 on 7	26.3	8.5	791	1477@44	540/A/A	HYN
215/65R17	99H		M + S	55K	BSW	40709	6 - 7.5	8.7 on 6.5	28	8.5	742	1709@51	540/B/A	TOY
225/60R17	99H		M + S	55K	BSW	43257	6 - 8	9 on 6.5	27.6	8.5	753	1709@51	540/A/A	HYN
225/65R17	102H		M + S	55K	BSW	52670	6 - 8	9 on 6.5	28.5	8.5	730	1874@51	540/B/A	TOY
225/65R17	102H TPC		M + S	55K	BSW	40489	6 - 8	9 on 6.5	28.5	8.5	730	1874@51	540/B/A	GM
225/65R17	102H		M + S	55K	BSW	07100	6 - 8	9 on 6.5	28.5	8.5	730	1874@44	540/A/A	FOR
225/40R18	88V		M + S	55K	BSW	05707	7.5 - 9	9.1 on 8	25.1	8.5	829	1235@44	540/A/A	TOY
225/60R18	100H		M + S	55K	BSW	72282	6 - 8	9 on 6.5	28.6	8.5	727	1764@44	540/A/A	FOR
225/60R18	100H		M + S	55K	BSW	64429	6 - 8	9 on 6.5	28.6	8.5	727	1764@51	540/B/A	TOY
225/60R18/XL	104H		M + S	55K	BSW	25468	6 - 8	9 on 6.5	28.6	8.5	727	1984@50	540/A/A	FOR
245/45R18	96V		M + S	55K	BSW	21986	7.5 - 9	9.6 on 8	26.7	8.5	780	1565@51	480/A/A	KIA
225/55R19/XL	103H		M + S	55K	BSW	35915	6 - 8	9.2 on 7	28.8	8.5	723	1929@50	540/A/A	FOR
235/55R19	101H GOE	Acoustic	M + S	55K	BSW	17391	6.5 - 8.5	9.6 on 7.5	29.2	8.5	713	1819@51	540/A/A	HYN
235/55R19	101V		M + S	55K	BSW	29730	6.5 - 8.5	9.6 on 7.5	29.2	8	713	1819@51	540/B/A	TOY, HYN
255/40R19	96W		M + S	45K	BSW	22876	8.5 - 10	10.2 on 9	27	8.5	769	1565@51	540/B/A	ACU
235/50R20	100V		M + S	55K	BSW	34155	6.5 - 8.5	9.6 on 7.5	29.3	8.5	710	1764@51	540/B/A	TOY
255/55R20/XL	110V		M + S	55K	BSW	92446	7 - 9	10.4 on 8	31	9.5	671	2337@50	540/A/A	FOR
255/55R20/XL	110V	Selfseal®	M + S	55K	BSW	06309	7 - 9	10.4 on 8	31	9.5	671	2337@50	540/A/A	FOR
255/60R20/XL	113Y LR		M + S	45K	BSW	85716	7 - 9	10.2 on 7.5	32.1	8.5	649	2535@50	540/A/A	LR
275/55R20/XL	117W LR		M + S	45K	BSW	17916	7.5 - 9.5	11.2 on 8.5	31.9	8.5	652	2833@50	540/A/A	LR
275/50R21/XL	113Y LR		M + S	45K	BSW	82265	7.5 - 9.5	11.2 on 8.5	31.9	8.5	653	2535@50	540/A/A	LR
285/45R22/XL	114Y LR	Acoustic	M + S	45K	BSW	36346	9 - 10.5	11.2 on 9.5	32.1	8.5	648	2601@50	540/A/A	LR

MICHELIN®

# Latitude® Tour HP™

An all-season performance tire for premium Crossover vehicles that offers confident handling and a quiet, comfortable ride.



ALL-SEASON



## Better handling in rain and snow than our leading competitors<sup>1</sup>.

2-D Active Sipes help deliver better handling in rain and snow by locking together for greater rigidity.

## High-speed confidence<sup>2</sup>.

Experience a stable feel and crisp steering at high speeds thanks to precisely placed polyester and aramid/nylon filaments (FAZ Technology<sup>™</sup>) under the tread. Aramid is the material that makes bulletproof vests bulletproof.

## Fuel efficient to reduce harmful emissions.

Save money at the pump thanks to a combination of a fuel-efficient tire shape and tread compounds that reduce unnecessary friction when the tire rolls.



### Original Equipment Fitments:

- Lexus GX
- Range Rover Velar
- Porsche Macan
- Jaguar I-PACE
- Land Rover Defender

<sup>1</sup>Based on third-party snow traction and wet braking test results versus the Bridgestone® Dueler® H/L Alenza™, Continental® 4x4Contact™ and Pirelli® Scorpion™ STR tires.  
<sup>2</sup>Exceeding the safe legal speed limit is neither recommended nor endorsed.





## MICHELIN® Latitude® Tour HP™

Tire Size	Service Description	Technology	Other	Limited Warranty	Side-wall	MSPN	Rim Width Range (inches)	Section Width on Measuring Rim Width (inches)	Overall Diameter (inches)	Tread Depth (in/32nds)	Rev/Mile @45 mph	Max Load Single (lbs@psi)	UTQG	O.E. Fitments
235/50R18	97V		M + S	55K	BSW	26136	6.5 - 8.5	9.7 on 7.5	27.3	10	762	1463@44	440/A/A	FOR
P235/60R18	102V		M + S	55K	BSW	20377	6.5 - 8.5	9.5 on 7	29.1	10	715	1704@51	440/A/A	LEX
235/60R18	103V N0		M + S	55K	BSW	33988	6.5 - 8.5	9.5 on 7	29.1	9.5	715	1754@51	440/A/A	POR
235/60R18/XL	107V JLR		M + S	55K	BSW	54329	6.5 - 8.5	9.5 on 7	29.1	9.5	715	1954@50	440/A/A	ROV
235/65R18/XL	110V JLR		M + S	55K	BSW	24459	6.5 - 8.5	9.4 on 7	30	9.5	692	2124@50	440/A/A	ROV
245/60R18	105H		M + S	55K	BSW	98018	7 - 8.5	9.8 on 7	29.6	10	705	1854@44	440/A/A	ACU
245/60R18	105V		M + S	55K	BSW	43880	7 - 8.5	9.7 on 7	29.5	9	703	1854@44	440/A/A	FOR
255/55R18	105V N0		M + S	55K	BSW	61618	7 - 9	10.4 on 8	29	9.5	717	1854@51	440/A/A	POR
255/55R18/XL	109V N1		M + S	55K	BSW	89039	7 - 9	10.4 on 8	29	9.5	717	2064@50	440/A/A	POR
255/70R18/XL	116V LR		M + S	55K	BSW	31840	6.5 - 8.5	10.5 on 7.5	32.3	9	648	2505@50	440/A/A	ROV
P265/60R18	109H		M + S	55K	BSW	15845	7.5 - 9.5	10.7 on 8	30.5	10	682	2064@51	440/A/A	LEX
285/60R18/XL	120V		M + S	55K	BSW	69317	8 - 10	11.5 on 8.5	31.4	10	661	2806@50	440/A/A	
235/55R19	101H AO		M + S	55K	BSW	52571	6.5 - 8.5	9.7 on 7.5	29.5	9.5	704	1654@51	440/A/A	AUD
235/55R19	101V N0		M + S	55K	BSW	15474	6.5 - 8.5	9.6 on 7.5	29.2	9.5	713	1654@51	440/A/A	POR
P235/55R19	101V		M + S	55K	BSW	05487	6.5 - 8.5	9.7 on 7.5	29.2	10	713	1654@51	440/A/A	LEX
245/55R19	103H		M + S	55K	BSW	41671	7 - 8.5	9.9 on 7.5	29.6	10	702	1754@44	440/A/A	ACU
255/50R19	103V N0		M + S	55K	BSW	37853	7 - 9	10.4 on 8	29.1	9.5	715	1754@51	440/A/A	POR
255/50R19/XL	107H *	ZP	M + S	30K	BSW	09483	7 - 9	10.4 on 8	29.1	10	715	1954@50	400/A/A	BMW
255/55R19/XL	111V JLR		M + S	45K	BSW	06518	7 - 9	10.4 on 8	30	10	692	2185@50	440/A/A	ROV
265/50R19/XL	110V N0		M + S	55K	BSW	73564	7.5 - 9.5	10.9 on 8.5	29.5	10	705	2124@50	440/A/A	POR
275/45R19/XL	108V N0		M + S	55K	BSW	04493	8.5 - 10.5	10.8 on 9	28.8	9.5	723	2004@50	440/A/A	POR
255/50R20/XL	109W		M + S	45K	BSW	94455	7 - 9	10.4 on 8	30	9.5	691	2064@50	440/A/A	JAG
255/60R20/XL	113V LR		M + S	55K	BSW	38495	7 - 9	10.2 on 7.5	32	9	649	2305@50	440/A/A	ROV
265/45R20	104V N0		M + S	55K	BSW	91214	8.5 - 10	10.4 on 9	29.3	9.5	708	1804@51	440/A/A	POR
P275/60R20	114H		M + S	55K	BSW	07769	7.5 - 9.5	11 on 8	33	10	630	2365@44	440/A/A	INF
285/50R20	112V		M + S	55K	BSW	32901	8 - 10	11.5 on 9	31	10	665	2245@51	440/A/A	T, L
295/40R20	106V N0		M + S	55K	BSW	38951	10 - 11.5	11.8 on 10.5	29.3	9.5	710	1904@51	440/A/A	POR
265/45R21	104W JLR	Selfseal®	M + S	45K	BSW	42045	8.5 - 10	10.4 on 9	30.3	9	685	1804@51	440/A/A	ROV
265/45R21	104W JLR		M + S	45K	BSW	59682	8.5 - 10	10.4 on 9	30.3	9	685	1804@51	440/A/A	ROV

MICHELIN®

# Energy™ Saver A/S

Our ultimate fuel-efficient Passenger Car tire is ideally suited for drivers looking to maximize fuel economy without compromising long treadlife and all-season safety.



ALL-SEASON



## Can save up to \$400 in gas over the life of the tires (at \$3.75 per gallon) versus a leading competitor<sup>1</sup>.

EnergySaver Construction™ combines with a special type of tread rubber, keeping the tire cooler to help your engine improve fuel efficiency and reduce CO<sub>2</sub> emissions.

## Lasts up to 16,000 miles longer than a leading competitor<sup>2</sup>.

MaxTouch Construction™ maximizes the tire's contact with the road and evenly distributes the forces of acceleration, braking and cornering, which results in longer wear.

## Stops up to 8 feet shorter for added safety<sup>3</sup>.

Silica-based tread compound provides all-around traction and no-compromise braking that results in up to 8 feet shorter stopping distance than a leading competitor<sup>4</sup>.



### Popular Replacement Market Fits:

- Toyota Prius
- Honda Civic Hybrid
- Ford Focus Hybrid
- Chevrolet Malibu
- Ford Fusion

<sup>1</sup>Based on rolling resistance testing versus the Bridgestone® Turanza™ EL400 tire in size P185/65R15. Fuel savings are estimates only. Actual on-road savings may vary.

<sup>2</sup>Based on third-party wear test results versus the Bridgestone® ECOPIA EP100 tire in size P185/65R15.

<sup>3</sup>Based on internal wet braking test results versus the Bridgestone® ECOPIA EP100 tire in size P185/65R15.

<sup>4</sup>Based on third-party wet braking test results versus the Bridgestone® ECOPIA EP100 tire in size P185/65R15.



## MICHELIN® Energy™ Saver A/S

Tire Size	Service Description	Technology	Other	Limited Warranty	Side-wall	MSPN	Rim Width Range (inches)	Section Width on Measuring Rim Width (inches)	Overall Diameter (inches)	Tread Depth (in/32nds)	Rev/Mile @45 mph	Max Load Single (lbs@psi)	UTQG	O.E. Fitments
175/65R15	84H *		M + S	65K	BSW	11987	5 - 6	7 on 5	24	9.5	867	1102@44	480/A/B	BMW
205/55R16	91H		M + S	65K	BSW	66109	5.5 - 7.5	8.4 on 6.5	24.9	8.5	836	1356@44	480/B/B	HYN
205/60R16	92H		M + S	65K	BSW	34895	5.5 - 7.5	8.2 on 6	25.7	9	810	1389@44	480/B/A	KIA
215/55R16	93V		M + S	55K	BSW	77092	6 - 7.5	8.9 on 7	25.3	8	823	1433@44	480/B/B	HON
P215/50R17	90V		M + S	55K	BSW	72288	6 - 7.5	8.9 on 7	25.5	9	815	1323@44	480/A/A	NIS
215/50R17	91H		M + S	65K	BSW	16798	6 - 7.5	8.9 on 7	25.5	8	815	1356@44	480/B/B	
215/50R17	91H TPC	Selfseal®	M + S	65K	BSW	33539	6 - 7.5	8.9 on 7	25.5	8	815	1356@44	480/B/B	GM
215/55R17	94V		M + S	55K	BSW	51569	6 - 7.5	8.9 on 7	26.3	9.5	791	1477@44	480/B/B	TOY, LEX
P215/65R17	98T		M + S	65K	BSW	11387	6 - 7.5	8.7 on 6.5	28	9.5	742	1653@44	480/A/B	CHR
P225/50R17	93V		M + S	55K	BSW	03458	6 - 8	9.2 on 7	25.9	9.5	803	1433@44	480/A/A	FOR
225/50R17	94V		M + S	55K	BSW	18116	6 - 8	9.2 on 7	25.9	8.5	803	1477@44	480/B/A	HON
225/50R17	94V		M + S	55K	BSW	70895	6 - 8	9.2 on 7	25.9	9	803	1477@44	480/A/A	HON
P225/65R17	100T		M + S	65K	BSW	47360	6 - 8	9 on 6.5	28.5	10	730	1764@44	480/A/B	CHR
235/50R17	96H		M + S	65K	BSW	23609	6.5 - 8.5	9.7 on 7.5	26.3	9	791	1565@44	480/B/A	FOR
235/55R17	99H		M + S	65K	BSW	24910	6.5 - 8.5	9.6 on 7.5	27.2	8.5	766	1709@44	480/A/B	FOR
235/45R18	94V		M + S	55K	BSW	83418	7.5 - 9	9.3 on 8	26.3	8.5	790	1477@44	480/B/B	HON
235/45R18	94V		M + S	55K	BSW	64561	7.5 - 9	9.3 on 8	26.3	8.5	790	1477@44	480/B/B	FOR, LEX
LT235/80R17/E	120/117R TPC		M + S	50K	BSW	78923	6 - 7.5	9.2 on 6.5	31.8	11.5	654	3085@80		GM

Car, Minivan,  
Crossover and SUV

MICHELIN®

# Primacy® 3

This Summer tire delivers excellent wet and dry handling and is Original Equipment on luxury touring vehicles such as the BMW® 5 and 7 Series, Mercedes-Benz® S-Class and Audi® A6.



SUMMER



## Excellent performance on wet and dry pavements.

Innovative Auto-Blocking Sipe Technology and a new patented rubber tread compound provide excellent wet performance and better sport handling.

## Available in Zero Pressure Technology.

Reinforced sidewalls allow drivers to drive their cars up to 50 miles with no air pressure in the tires. Available in a variety of fitments.

## Enjoy a quiet, comfortable ride.

MICHELIN® Comfort Control Technology™ uses a computer-optimized design and precision manufacturing to reduce vibrations and road noise.



### Original Equipment Fitments:

- BMW 5 Series
- BMW 7 Series
- Mercedes-Benz S-Class
- Audi A6



## MICHELIN® Primacy® 3

Tire Size	Service Description	Technology	Other	Limited Warranty	Side-wall	MSPN	Rim Width Range (inches)	Section Width on Measuring Rim Width (inches)	Overall Diameter (inches)	Tread Depth (in/32nds)	Rev/Mile @45 mph	Max Load Single (lbs@psi)	UTQG	O.E. Fitments
205/55R17	91W MO			35K	BSW	11001	5.5 - 7.5	8.43 on 6.5	25.9	9	803	1356@51	240/A/A	MB
215/55R17	94W AO			35K	BSW	13335	6 - 7.5	8.9 on 7	26.3	9	791	1477@51	240/A/A	AUD
225/55R17	97Y *MO	ZP		30K	BSW	60349	6 - 8	9.17 on 7	26.7	9	777	1609@51	240/A/A	MB
245/45R18/XL	100Y *MO			35K	BSW	05678	7.5 - 9	9.57 on 8	26.6	9	780	1764@50	240/A/A	MB
245/45R18/XL	100Y MO	ZP		30K	BSW	29301	7.5 - 9	9.57 on 8	26.6	9	780	1764@50	240/A/A	MB
245/50R18	100Y *	ZP		30K	BSW	05035	7 - 8.5	9.96 on 7.5	27.6	9	751	1764@51	240/A/A	BMW
275/40R18	99Y *MO	ZP		30K	BSW	04935	9 - 11	10.94 on 9.5	26.6	9	780	1929@51	240/A/A	MB
245/40R19/XL	98Y MO			35K	BSW	21420	8 - 9.5	9.76 on 8.5	26.7	9	778	1653@50	240/A/A	MB
245/40R19/XL	98Y *MO	ZP		30K	BSW	08280	8 - 9.5	9.76 on 8.5	26.7	9	778	1477@50	240/A/A	MB
245/40R19/XL	98Y MO	ZP Acoustic		30K	BSW	26959	8 - 9.5	9.76 on 8.5	26.7	9	778	1653@50	240/A/A	MB
245/45R19/XL	102Y	Acoustic		35K	BSW	92906	7.5 - 9	9.57 on 8	27.6	9	751	1874@50	240/A/A	
245/45R19	98Y *	ZP		30K	BSW	47973	7.5 - 9	9.57 on 8	27.6	9	751	1477@50	240/A/A	BMW
275/35R19/XL	100Y *MO	ZP		30K	BSW	52872	9 - 11	10.94 on 9.5	26.5	9	783	1764@50	240/A/A	MB
275/40R19	101Y *	ZP		30K	BSW	75680	9 - 11	10.94 on 9.5	27.6	9	751	1819@50	240/A/A	BMW



Whether your customers drive sports cars, passenger cars, light trucks or SUVs, Michelin has a Winter tire specifically designed to provide ultimate assurance in cold-weather conditions. MICHELIN® Winter tires help maintain traction by keeping their flexibility – even when temperatures plummet. MICHELIN® Winter tires also feature specially designed tread patterns that bite through snow and ice to help hold the road during slippery winter driving.

# WINTER

Starting, stopping and cornering traction that deliver the security you want winter after winter.

## KEY WINTER TIRE LINES

Use this chart to help your customers find the right tires for their specific needs.

Winter Tires	Wear	Efficiency	Handling	Ice Traction	Snow Traction
MICHELIN® X-Ice® Snow	10	9	9	10	9
MICHELIN® Pilot® Alpin® 5™	8	10	10	8	8
MICHELIN® Pilot® Alpin® 5™ SUV	8	10	10	8	8
MICHELIN® Pilot® Alpin® PA4™	8	10	10	8	8
MICHELIN® Latitude® Alpin® LA2	7	8	10	8	8



MICHELIN®  
**X-Ice® Snow**

A Winter tire designed for maximum mobility and safety – not just when it’s new but for seasons to come.



WINTER



**Winter grip made to last.**

The MICHELIN® X-Ice® Snow tire offers shorter ice and snow stopping distances thanks to the exceptional grip provided by two types of Full-Depth 3-D Sipes that create an increased claw effect on snow and ice for long-lasting Biting Edges<sup>1</sup>.

**Improved hydroplaning and slush performance<sup>2</sup>.**

The MICHELIN® X-Ice® Snow tire offers better hydroplaning performance than its predecessors<sup>3</sup>. The aggressive Winter tread design with increased void ratio and V-shaped tread pattern provides increased resistance to aquaplaning and enhanced snow, slush and wet evacuation.

**Excellence in longevity.**

The MICHELIN® X-Ice® Snow tire lasts up to one additional winter than the average leading competitors<sup>4</sup>. The tread design with Interlocking 3-D Sipes combined with the innovative EverGrip Technology delivers long wear life by providing tread block rigidity and optimizing the tire’s contact with the road surface during acceleration, braking and cornering.

<sup>1</sup>Based on an internal hydroplaning longitudinal acceleration test performed in France in March 2019 on a Volkswagen® Golf 7 comparing the MICHELIN® X-Ice® Snow tire versus the MICHELIN® X-Ice® Xi3 tire in size 205/55R16 94H XL. And based on an internal hydroplaning curve test performed in Japan in February 2019 on an Audi® A4 comparing the MICHELIN® X-Ice® Snow tire versus the MICHELIN® X-Ice® Xi3 tire in size 205/55R16 94H XL.  
<sup>2</sup>New at 10,000 kilometers and when worn to 4 mm and 2 mm tread depth, the MICHELIN® X-Ice® Snow tire offers shorter snow and ice stopping distances on average than its predecessor based on a third-party snow braking test (between 35 km/h and 5 km/h) and ice braking test (between 30 km/h and 5 km/h) in December 2019 and January 2020 on a Volkswagen® Golf 1.5 TSI comparing the MICHELIN® X-Ice® Snow tire versus the MICHELIN® X-Ice® Xi3 tire in size 205/55R16 94H XL and on a Volkswagen® Tiguan comparing the MICHELIN® X-Ice® SNOW SUV tire versus the MICHELIN® Latitude® X-Ice® Xi2 tire in size 235/55R19 105H XL.  
<sup>3</sup>Based on third-party longevity tests in North Finland between October 2019 and January 2020 on a Volkswagen® Golf 1.5 TSI comparing the MICHELIN® X-Ice® Snow tire versus the Bridgestone® Blizzak® WS90, Continental® VikingContact® 7, Nokian® Hakkapeliitta R3, Goodyear® UltraGrip Ice 2 and Pirelli® ICE ZERO® FR tires in size 205/55R16 94H XL. 12,000 kilometers driven per winter is estimated from annual average kilometers driven in Canada per vehicle by DesRosiers Automotive Consultants. A winter season is defined as six months.



**Popular Replacement Market Fits:**

- Hyundai Elantra
- Honda CR-V
- Honda Accord
- Chevrolet Equinox
- Ford Explorer
- Toyota Sienna
- Acura MDX





MICHELIN® X-Ice® Snow

Tire Size	Service Description	Technology	Other	Limited Warranty	Side-wall	MSPN	Rim Width Range (inches)	Section Width on Measuring Rim Width (inches)	Overall Diameter (inches)	Tread Depth (in/32nds)	Rev/Mile @45 mph	Max Load Single (lbs@psi)	UTQG	O.E. Fitments
175/65R15/XL	88T		M + S, 3PMSF	40K	BSW	86995	5 - 6	6.97 on 5	23.9	10.5	867	1235@50		
185/60R15/XL	88H		M + S, 3PMSF	40K	BSW	94184	5 - 6.5	7.44 on 5.5	23.7	10.5	876	1235@50		
185/65R15/XL	92T		M + S, 3PMSF	40K	BSW	76739	5 - 6.5	7.44 on 5.5	24.4	10.5	851	1389@50		
195/60R15/XL	92H		M + S, 3PMSF	40K	BSW	35232	5.5 - 7	7.91 on 6	24.2	10.5	859	1389@50		
195/65R15/XL	95T		M + S, 3PMSF	40K	BSW	23384	5.5 - 7	7.91 on 6	25	10.5	832	1521@50		
205/65R15/XL	99T		M + S, 3PMSF	40K	BSW	33339	5.5 - 7.5	8.23 on 6	25.4	10.5	817	1709@50		
185/55R16/XL	87H		M + S, 3PMSF	40K	BSW	47795	5 - 6.5	7.64 on 6	24	10.5	866	1201@50		
195/55R16/XL	91H		M + S, 3PMSF	40K	BSW	90980	5.5 - 7	7.91 on 6	24.4	10.5	852	1319@50		
195/60R16	89H		M + S, 3PMSF	40K	BSW	77307	5.5 - 7	7.91 on 6	25.2	10.5	825	1279@51		
205/50R16	87H		M + S, 3PMSF	40K	BSW	40627	5.5 - 7.5	8.43 on 6.5	24	10.5	863	1202@51		
205/55R16/XL	94H		M + S, 3PMSF	40K	BSW	52991	5.5 - 7.5	8.43 on 6.5	24.8	10.5	836	1477@50		
205/60R16/XL	96H		M + S, 3PMSF	40K	BSW	49084	5.5 - 7.5	8.23 on 6	25.6	10.5	810	1565@50		
205/65R16/XL	99T		M + S, 3PMSF	40K	BSW	01982	5.5 - 7.5	8.23 on 6	26.4	10.5	786	1709@50		
215/55R16/XL	97H		M + S, 3PMSF	40K	BSW	34417	6 - 7.5	8.9 on 7	25.2	10.5	823	1609@50		
215/60R16/XL	99H		M + S, 3PMSF	40K	BSW	18850	6 - 7.5	8.7 on 6.5	26.1	10.5	796	1709@50		
215/65R16/XL	102T		M + S, 3PMSF	40K	BSW	55308	6 - 7.5	8.7 on 6.5	27	10.5	770	1874@50		
215/70R16	100T SUV		M + S, 3PMSF	40K	BSW	85800	5.5 - 7	8.7 on 6.5	27.8	10.5	746	1764@51		
225/55R16/XL	99H		M + S, 3PMSF	40K	BSW	24280	6 - 8	9.17 on 7	25.7	10.5	808	1709@50		
225/60R16/XL	102H		M + S, 3PMSF	40K	BSW	09820	6 - 8	8.98 on 6.5	26.6	10.5	782	1874@50		
225/65R16	100T		M + S, 3PMSF	40K	BSW	16203	6 - 8	8.98 on 6.5	27.4	10.5	757	1764@51		
225/70R16	103T SUV		M + S, 3PMSF	40K	BSW	29525	6 - 7.5	8.98 on 6.5	28.4	10.5	732	1929@51		
235/65R16	103T SUV		M + S, 3PMSF	40K	BSW	91007	6.5 - 8.5	9.45 on 7	28	10.5	742	1929@51		
235/70R16	106T SUV		M + S, 3PMSF	40K	BSW	72658	6 - 8	9.45 on 7	28.9	10.5	718	2094@51		
245/70R16/XL	111T SUV		M + S, 3PMSF	40K	BSW	25661	6.5 - 8	9.76 on 7	29.5	10.5	704	2403@50		
265/70R16	112T SUV		M + S, 3PMSF	40K	BSW	45827	7 - 9	10.71 on 8	30.6	10.5	679	2469@51		
205/50R17/XL	93H		M + S, 3PMSF	40K	BSW	24414	5.5 - 7.5	8.43 on 6.5	25.1	10.5	828	1433@50		
205/55R17/XL	95T		M + S, 3PMSF	40K	BSW	23245	5.5 - 7.5	8.43 on 6.5	25.9	10.5	803	1521@50		
215/45R17/XL	91H		M + S, 3PMSF	40K	BSW	32522	7 - 8	8.39 on 7	24.6	10.5	844	1356@50		
215/50R17/XL	95H		M + S, 3PMSF	40K	BSW	50649	6 - 7.5	8.9 on 7	25.5	10.5	815	1521@50		
215/55R17/XL	98H		M + S, 3PMSF	40K	BSW	21008	6 - 7.5	8.9 on 7	26.3	10.5	791	1653@50		
215/60R17/XL	100T		M + S, 3PMSF	40K	BSW	11533	6 - 7.5	8.7 on 6.5	27.1	10.5	766	1764@50		
215/65R17	99T		M + S, 3PMSF	40K	BSW	36674	6 - 7.5	8.7 on 6.5	28	10.5	742	1709@51		
225/45R17/XL	94H		M + S, 3PMSF	40K	BSW	22353	7 - 8.5	8.86 on 7.5	24.9	10.5	833	1477@50		
225/50R17/XL	98H		M + S, 3PMSF	40K	BSW	34446	6 - 8	9.17 on 7	25.9	10.5	803	1653@50		
225/55R17/XL	101H		M + S, 3PMSF	40K	BSW	32278	6 - 8	9.17 on 7	26.7	10.5	777	1819@50		
225/60R17/XL	103T		M + S, 3PMSF	40K	BSW	84426	6 - 8	8.98 on 6.5	27.6	10.5	753	1929@50		
225/65R17/XL	106T SUV		M + S, 3PMSF	40K	BSW	24387	6 - 8	8.98 on 6.5	28.5	10.5	730	2094@50		
235/45R17/XL	97H		M + S, 3PMSF	40K	BSW	69944	7.5 - 9	9.29 on 8	25.3	10.5	821	1609@50		
235/50R17/XL	100T		M + S, 3PMSF	40K	BSW	46585	6.5 - 8.5	9.65 on 7.5	26.3	10.5	791	1764@50		
235/55R17/XL	103H		M + S, 3PMSF	40K	BSW	20352	6.5 - 8.5	9.65 on 7.5	27.1	10.5	766	1929@50		
235/60R17/XL	106T SUV		M + S, 3PMSF	40K	BSW	06156	6.5 - 8.5	9.45 on 7	28.1	10.5	740	2094@50		

Winter

Continued ►

Refer to the Important Product Information section at the back of the book.

## MICHELIN® X-Ice® Snow

Tire Size	Service Description	Technology	Other	Limited Warranty	Side-wall	MSPN	Rim Width Range (inches)	Section Width on Measuring Rim Width (inches)	Overall Diameter (inches)	Tread Depth (in/32nds)	Rev/ Mile @45 mph	Max Load Single (lbs@psi)	UTQG	O.E. Fit-ments
235/65R17/XL	108T SUV		M + S, 3PMSF	40K	BSW	06558	6.5 - 8.5	9.45 on 7	29	10.5	716	2205@50		
245/45R17/XL	99H		M + S, 3PMSF	40K	BSW	29560	7.5 - 9	9.57 on 8	25.6	10.5	810	1709@50		
245/65R17/XL	111T SUV		M + S, 3PMSF	40K	BSW	14276	7 - 8.5	9.76 on 7	29.5	10.5	704	2403@50		
245/70R17	110T SUV		M + S, 3PMSF	40K	BSW	32603	6.5 - 8	9.76 on 7	30.5	10.5	681	2337@51		
255/65R17	110T SUV		M + S, 3PMSF	40K	BSW	13104	7 - 9	10.24 on 7.5	30	10.5	691	2337@51		
265/65R17	112T SUV		M + S, 3PMSF	40K	BSW	12406	7.5 - 9.5	10.71 on 8	30.5	10.5	681	2469@51		
265/70R17	115T		M + S, 3PMSF	40K	BSW	12445	7 - 9	10.71 on 8	31.6	10.5	657	2679@51		
215/45R18/XL	93H		M + S, 3PMSF	40K	BSW	54933	7 - 8	8.39 on 7	25.6	10.5	812	1433@50		
215/50R18	92H		M + S, 3PMSF	40K	BSW	06255	6 - 7.5	8.9 on 7	26.5	10.5	785	1389@51		
215/55R18/XL	99H		M + S, 3PMSF	40K	BSW	36897	6 - 7.5	8.9 on 7	27.2	10.5	762	1709@50		
225/40R18/XL	92H		M + S, 3PMSF	40K	BSW	50712	7.5 - 9	9.06 on 8	25	10.5	829	1389@50		
225/45R18/XL	95H		M + S, 3PMSF	40K	BSW	12743	7 - 8.5	8.86 on 7.5	25.9	10.5	802	1521@50		
225/50R18/XL	99H		M + S, 3PMSF	40K	BSW	56537	6 - 8	9.17 on 7	26.8	10.5	774	1709@50		
225/55R18/XL	102H		M + S, 3PMSF	40K	BSW	41319	6 - 8	9.17 on 7	27.7	10.5	749	1874@50		
225/60R18	100H		M + S, 3PMSF	40K	BSW	18966	6 - 8	8.98 on 6.5	28.6	10.5	727	1764@51		
235/40R18/XL	95H		M + S, 3PMSF	40K	BSW	53015	8 - 9.5	9.49 on 8.5	25.3	10.5	819	1521@50		
235/45R18/XL	98H		M + S, 3PMSF	40K	BSW	63709	7.5 - 9	9.29 on 8	26.3	10.5	790	1653@50		
235/50R18/XL	101H		M + S, 3PMSF	40K	BSW	12763	6.5 - 8.5	9.65 on 7.5	27.2	10.5	762	1819@50		
235/55R18/XL	104T SUV		M + S, 3PMSF	40K	BSW	12893	6.5 - 8.5	9.65 on 7.5	28.1	10.5	739	1984@50		
235/60R18/XL	107T SUV		M + S, 3PMSF	40K	BSW	88875	6.5 - 8.5	9.45 on 7	29	10.5	715	2149@50		
235/65R18/XL	110T SUV		M + S, 3PMSF	40K	BSW	23770	6.5 - 8.5	9.45 on 7	30	10.5	692	2337@50		
245/40R18/XL	97H		M + S, 3PMSF	40K	BSW	00388	8 - 9.5	9.76 on 8.5	25.7	10.5	809	1609@50		
245/45R18/XL	100H		M + S, 3PMSF	40K	BSW	03025	7.5 - 9	9.57 on 8	26.6	10.5	780	1764@50		
245/50R18/XL	104H		M + S, 3PMSF	40K	BSW	07385	7 - 8.5	9.96 on 7.5	27.6	10.5	751	1984@50		
245/60R18	105T SUV		M + S, 3PMSF	40K	BSW	52090	7 - 8.5	9.76 on 7	29.5	10.5	703	2039@51		
255/40R18/XL	99H		M + S, 3PMSF	40K	BSW	99408	8.5 - 10	10.24 on 9	26	10.5	799	1709@50		
255/45R18/XL	103H		M + S, 3PMSF	40K	BSW	71927	8 - 9.5	10.04 on 8.5	27	10.5	769	1929@50		
255/55R18/XL	109T SUV		M + S, 3PMSF	40K	BSW	00998	7 - 9	10.43 on 8	29	10.5	717	2271@50		
255/60R18/XL	112T SUV		M + S, 3PMSF	40K	BSW	28735	7 - 9	10.24 on 7.5	30	10.5	692	2469@50		
255/65R18	111T SUV		M + S, 3PMSF	40K	BSW	59173	7 - 9	10.24 on 7.5	31	10.5	670	2403@51		
255/70R18/XL	116T SUV		M + S, 3PMSF	40K	BSW	22685	6.5 - 8.5	10.24 on 7.5	32	10.5	648	2756@50		
265/60R18	110T SUV		M + S, 3PMSF	40K	BSW	94624	7.5 - 9.5	10.71 on 8	30.5	10.5	682	2337@51		
265/65R18	114T SUV		M + S, 3PMSF	40K	BSW	22508	7.5 - 9.5	10.71 on 8	31.5	10.5	659	2601@51		
275/65R18	116T SUV		M + S, 3PMSF	40K	BSW	32012	7.5 - 9.5	10.98 on 8	32	10.5	648	2756@51		
285/60R18	116T SUV		M + S, 3PMSF	40K	BSW	14152	8 - 10	11.5 on 8.5	31.4	10.5	661	2756@51		
225/40R19/XL	93H		M + S, 3PMSF	40K	BSW	18113	7.5 - 9	9.06 on 8	26.1	10.5	797	1433@50		
225/55R19/XL	103T SUV		M + S, 3PMSF	40K	BSW	29761	6 - 8	9.17 on 7	28.7	10.5	723	1929@50		
235/40R19/XL	96H		M + S, 3PMSF	40K	BSW	83335	8 - 9.5	9.49 on 8.5	26.4	10.5	787	1565@50		
235/45R19/XL	99H		M + S, 3PMSF	40K	BSW	16907	7.5 - 9	9.29 on 8	27.3	10.5	760	1709@50		
235/50R19/XL	103T SUV		M + S, 3PMSF	40K	BSW	83045	6.5 - 8.5	9.65 on 7.5	28.3	10.5	735	1929@50		
235/55R19/XL	105H SUV		M + S, 3PMSF	40K	BSW	36547	6.5 - 8.5	9.65 on 7.5	29.1	10.5	713	2039@50		

MICHELIN® X-Ice® Snow

Tire Size	Service Description	Technology	Other	Limited Warranty	Side-wall	MSPN	Rim Width Range (inches)	Section Width on Measuring Rim Width (inches)	Overall Diameter (inches)	Tread Depth (in/32nds)	Rev/Mile @45 mph	Max Load Single (lbs@psi)	UTQG	O.E. Fitments
235/60R19/XL	107H SUV		M + S, 3PMSF	40K	BSW	44879	6.5 - 8.5	9.45 on 7	30.1	10.5	691	2149@50		
245/40R19/XL	98H		M + S, 3PMSF	40K	BSW	03441	8 - 9.5	9.76 on 8.5	26.7	10.5	778	1653@50		
245/45R19/XL	102H		M + S, 3PMSF	40K	BSW	05407	7.5 - 9	9.57 on 8	27.6	10.5	751	1874@50		
245/55R19	103H SUV		M + S, 3PMSF	40K	BSW	64235	7 - 8.5	9.96 on 7.5	29.6	10.5	702	1929@51		
255/40R19/XL	100H		M + S, 3PMSF	40K	BSW	20826	8.5 - 10	10.24 on 9	27	10.5	769	1764@50		
255/45R19/XL	104H		M + S, 3PMSF	40K	BSW	14749	8 - 9.5	10.04 on 8.5	28	10.5	741	1984@50		
255/50R19/XL	107H SUV		M + S, 3PMSF	40K	BSW	37591	7 - 9	10.43 on 8	29	10.5	715	2149@50		
255/55R19/XL	111T SUV		M + S, 3PMSF	40K	BSW	86670	7 - 9	10.43 on 8	30	10.5	692	2403@50		
255/60R19/XL	113T SUV		M + S, 3PMSF	40K	BSW	54532	7 - 9	10.24 on 7.5	31	10.5	670	2535@50		
265/50R19/XL	110H SUV		M + S, 3PMSF	40K	BSW	30820	7.5 - 9.5	10.91 on 8.5	29.4	10.5	705	2337@50		
275/40R19/XL	105H SUV		M + S, 3PMSF	40K	BSW	03981	9 - 11	10.94 on 9.5	27.6	10.5	751	2039@50		
235/45R20/XL	100H SUV		M + S, 3PMSF	40K	BSW	21826	7.5 - 9	9.29 on 8	28.3	10.5	734	1764@50		
235/50R20/XL	104T SUV		M + S, 3PMSF	40K	BSW	31534	6.5 - 8.5	9.65 on 7.5	29.2	10.5	710	1984@50		
235/55R20/XL	105H SUV		M + S, 3PMSF	40K	BSW	41625	6.5 - 8.5	9.65 on 7.5	30.1	10.5	690	2039@50		
235/60R20/XL	108T		M + S, 3PMSF	40K	BSW	29678	6.5 - 8.5	9.45 on 7	31.1	10.5	669	2205@50		
245/40R20/XL	99H		M + S, 3PMSF	40K	BSW	81241	8 - 9.5	9.76 on 8.5	27.7	10.5	750	1709@50		
245/45R20/XL	103H SUV		M + S, 3PMSF	40K	BSW	23910	7.5 - 9	9.57 on 8	28.6	10.5	726	1929@50		
245/50R20/XL	105T SUV		M + S, 3PMSF	40K	BSW	30821	7 - 8.5	9.96 on 7.5	29.6	10.5	701	2039@50		
245/60R20	107T SUV		M + S, 3PMSF	40K	BSW	45698	7 - 8.5	9.76 on 7	31.5	10.5	659	2149@51		
255/40R20/XL	101H		M + S, 3PMSF	40K	BSW	13921	8.5 - 10	10.24 on 9	28	10.5	742	1819@50		
255/45R20/XL	105T SUV		M + S, 3PMSF	40K	BSW	02499	8 - 9.5	10.04 on 8.5	29	10.5	716	2039@50		
255/50R20/XL	109T SUV		M + S, 3PMSF	40K	BSW	37485	7 - 9	10.43 on 8	30	10.5	691	2271@50		
255/55R20/XL	110T SUV		M + S, 3PMSF	40K	BSW	09091	7 - 9	10.43 on 8	31	10.5	671	2337@50		
255/60R20/XL	113T SUV		M + S, 3PMSF	40K	BSW	28988	7 - 9	10.24 on 7.5	32	10.5	649	2535@50		
265/40R20/XL	104H		M + S, 3PMSF	40K	BSW	38291	9 - 10.5	10.67 on 9.5	28.3	10.5	734	1984@50		
265/45R20/XL	108T SUV		M + S, 3PMSF	40K	BSW	20842	8.5 - 10	10.47 on 9	29.3	10.5	708	2205@50		
265/50R20/XL	111T SUV		M + S, 3PMSF	40K	BSW	84256	7.5 - 9.5	10.91 on 8.5	30.4	10.5	683	2403@50		
275/40R20/XL	106H SUV		M + S, 3PMSF	40K	BSW	18767	9 - 11	10.94 on 9.5	28.6	10.5	726	2094@50		
275/45R20/XL	110T SUV		M + S, 3PMSF	40K	BSW	12778	8.5 - 10.5	10.75 on 9	29.7	10.5	699	2337@50		
275/50R20/XL	113T SUV		M + S, 3PMSF	40K	BSW	03451	7.5 - 9.5	11.18 on 8.5	30.8	10.5	674	2535@50		
275/55R20	113T SUV		M + S, 3PMSF	40K	BSW	14422	7.5 - 9.5	11.18 on 8.5	31.8	10.5	652	2535@51		
285/45R20/XL	112H SUV		M + S, 3PMSF	40K	BSW	90126	9 - 10.5	11.22 on 9.5	30	10.5	691	2469@50		
285/50R20/XL	116T SUV		M + S, 3PMSF	40K	BSW	24469	8 - 10	11.69 on 9	31.2	10.5	665	2756@50		
295/40R20/XL	110T SUV		M + S, 3PMSF	40K	BSW	10910	10 - 11.5	11.85 on 10.5	29.2	10.5	710	2337@50		
305/40R20/XL	112T SUV		M + S, 3PMSF	40K	BSW	34688	10 - 12	12.32 on 11	29.6	10.5	702	2469@50		
315/35R20/XL	110H		M + S, 3PMSF	40K	BSW	34289	10.5 - 12.5	12.6 on 11	28.6	10.5	726	2337@50		
265/45R21/XL	108T SUV		M + S, 3PMSF	40K	BSW	47356	8.5 - 10	10.47 on 9	30.3	10.5	685	2205@50		
275/45R21/XL	110T SUV		M + S, 3PMSF	40K	BSW	10620	8.5 - 10.5	10.75 on 9	30.7	10.5	676	2337@50		
275/45R22/XL	112T SUV		M + S, 3PMSF	40K	BSW	03015	8.5 - 10.5	10.75 on 9	31.7	10.5	655	2469@50		
285/45R22/XL	114T SUV		M + S, 3PMSF	40K	BSW	45135	9 - 10.5	11.22 on 9.5	32	10.5	648	2601@50		

Winter

MICHELIN®  
**Pilot® Alpin® 5™**

The MICHELIN® Pilot® Alpin® 5™ tire offers control whatever the winter conditions.



WINTER



**Safety whatever the winter conditions.**

Improvement in braking performance on all types of winter road surfaces (snow, wet and dry)<sup>1</sup>. A new directional tread pattern with a center groove increases resistance to hydroplaning<sup>1</sup>.

**Winter control and driving precision.**

Improved snow, wet and dry grip<sup>1</sup> using the latest generation tread compound that integrates a new functional polymer.

**Acclaimed by premium car manufacturers.**

Prominent sidewall appearance to complement the aesthetic look for your vehicle. Approved by Mercedes-AMG (E-Class, CLS Sport, E-Class Coupe and Cabriolet), Audi® (A7 and A8), BMW® (M5) and Mercedes-Benz® (B-Class and CLA).



**Popular Replacement Market Fitments:**

- Audi A6, A8
- BMW M5
- Mercedes AMG, B Class

<sup>1</sup>Based on internal test results compared to the previous generation MICHELIN® Pilot® Alpin® PA4™ tire in size 245/40R18 97V.



## MICHELIN® Pilot® Alpin® 5™

Tire Size	Service Description	Technology	Other	Limited Warranty	Side-wall	MSPN	Rim Width Range (inches)	Section Width on Measuring Rim Width (inches)	Overall Diameter (inches)	Tread Depth (in/32nds)	Rev/Mile @45 mph	Max Load Single (lbs@psi)	UTQG	O.E. Fitments
205/55R17	91H MO		M + S, 3PMSF	30K	BSW	22616	5.5 - 7.5	8.43 on 6.5	25.9	9.5	803	1356@51		MB
225/50R17/XL	98H MO		M + S, 3PMSF	30K	BSW	32936	6 - 8	9.17 on 7	25.9	9.5	803	1653@50		MB
235/40R18/XL	95V MO1		M + S, 3PMSF	30K	BSW	35243	8 - 9.5	9.49 on 8.5	25.3	9.5	819	1521@50		MB
245/40R18/XL	97V MO1		M + S, 3PMSF	30K	BSW	21988	8 - 9.5	9.76 on 8.5	25.7	9.5	809	1609@50		MB
235/50R19/XL	103H AO		M + S, 3PMSF	30K	BSW	23983	6.5 - 8.5	9.65 on 7.5	28.3	9.5	735	1929@50		AUD
245/40R19/XL	98V MO		M + S, 3PMSF	30K	BSW	97257	8 - 9.5	9.76 on 8.5	26.7	9.5	778	1653@50		MB
245/45R19/XL	102V AO		M + S, 3PMSF	30K	BSW	56778	7.5 - 9	9.57 on 8	27.6	9.5	751	1874@50		AUD
255/35R19/XL	96V MO1		M + S, 3PMSF	30K	BSW	48773	8.5 - 10	10.24 on 9	26	9.5	799	1565@50		MB
265/40R19/XL	102V *		M + S, 3PMSF	30K	BSW	16405	9 - 10.5	10.67 on 9.5	27.3	9.5	760	1874@50		BMW
275/35R19/XL	100V *		M + S, 3PMSF	30K	BSW	39838	9 - 11	10.94 on 9.5	26.5	9.5	783	1764@50		BMW
275/35R19/XL	100V MO		M + S, 3PMSF	30K	BSW	36904	9 - 11	10.94 on 9.5	26.5	9.5	783	1764@50		MB
285/40R19/XL	107V *		M + S, 3PMSF	30K	BSW	24963	9.5 - 11	11.42 on 10	27.9	9.5	743	2149@50		BMW
245/35R20/XL	95V N0		M + S, 3PMSF	30K	BSW	25226	8 - 9.5	9.76 on 8.5	26.7	9.5	777	1521@50		POR
245/35R20/XL	95V NA5		M + S, 3PMSF	30K	BSW	37388	8 - 9.5	9.76 on 8.5	26.7	9.5	777	1521@50		POR
255/40R20/XL	101V MO1		M + S, 3PMSF	30K	BSW	55811	8.5 - 10	10.24 on 9	28	9.5	742	1819@50		MB
265/40R20/XL	104W MO		M + S, 3PMSF	30K	BSW	38015	9 - 10.5	10.67 on 9.5	28.3	9.5	734	1764@50		MB
295/35R20/XL	105W MO1		M + S, 3PMSF	30K	BSW	45699	10 - 11.5	11.85 on 10.5	28.1	9.5	740	2039@50		MB
295/30R21/XL	102V N0		M + S, 3PMSF	30K	BSW	15472	10 - 11	11.85 on 10.5	27.9	9.5	743	1874@50		POR
305/30R21/XL	104V NA5		M + S, 3PMSF	30K	BSW	09522	10.5 - 11.5	12.32 on 11	28.2	9.5	737	1764@50		POR

MICHELIN®  
**Pilot® Alpin® 5™ SUV**

The MICHELIN® Pilot® Alpin® 5™ SUV tire offers control whatever the winter conditions.



WINTER



**Safety whatever the winter conditions.**

Improvement in braking performance on all types of winter road surfaces (snow, wet and dry)<sup>1</sup>. A new directional tread pattern with a center groove increases resistance to hydroplaning<sup>1</sup>.

**Provides confidence in winter mobility whatever the road condition.**

Improved snow, wet and dry grip<sup>1</sup> using the latest generation tread compound that integrates a new functional polymer.

**Acclaimed by premium car manufacturers.**

Prominent sidewall appearance to complement the aesthetic look for your vehicle. Approved by Mercedes-AMG (GLC), BMW® (X3) and Porsche® (Cayenne).



**Popular Replacement Market Fits:**

- AMG GLC
- BMW X3, X4
- Mercedes GLC, GLE
- Porsche Cayenne
- C8 Corvette

<sup>1</sup>Based on internal test results compared to the previous generation MICHELIN® Latitude® Alpin® LA2 tire in size 235/65R17 108H.



## MICHELIN® Pilot® Alpin® 5™ SUV

Tire Size	Service Description	Technology	Other	Limited Warranty	Side-wall	MSPN	Rim Width Range (inches)	Section Width on Measuring Rim Width (inches)	Overall Diameter (inches)	Tread Depth (in/32nds)	Rev/Mile @45 mph	Max Load Single (lbs@psi)	UTQG	O.E. Fitments
225/60R18/XL	104H *	ZP	M + S, 3PMSF	30K	BSW	67319	6 - 8	8.98 on 6.5	28.6	10.5	727	1984@50		BMW
245/50R19/XL	105V *	ZP	M + S, 3PMSF	30K	BSW	24629	7 - 8.5	9.96 on 7.5	28.7	10.5	725	2039@50		BMW
255/55R19/XL	111V N0		M + S, 3PMSF	30K	BSW	45873	7 - 9	10.43 on 8	30	10.5	692	2403@50		POR
265/50R19/XL	110H *	ZP	M + S, 3PMSF	30K	BSW	05747	7.5 - 9.5	10.91 on 8.5	29.4	10.5	705	2337@50		BMW
275/50R19/XL	112V N0		M + S, 3PMSF	30K	BSW	95454	7.5 - 9.5	11.18 on 8.5	29.8	10.5	696	2469@50		POR
255/45R20/XL	105V MO		M + S, 3PMSF	30K	BSW	46475	8 - 9.5	10.04 on 8.5	29	10.5	716	2039@50		MB
255/45R20/XL	105V *		M + S, 3PMSF	30K	BSW	11742	8 - 9.5	10.04 on 8.5	29	10.5	716	2039@50		BMW
265/45R20	104V N0		M + S, 3PMSF	30K	BSW	32018	8.5 - 10	10.47 on 9	29.3	10.5	708	1984@51		POR
265/45R20/XL	108V MO1		M + S, 3PMSF	30K	BSW	52381	8.5 - 10	10.47 on 9	29.3	10.5	708	2205@50		MB
275/45R20/XL	110V N0		M + S, 3PMSF	30K	BSW	23659	8.5 - 10.5	10.75 on 9	29.7	10.5	699	2337@50		POR
275/45R20/XL	110V *	ZP	M + S, 3PMSF	30K	BSW	22141	8.5 - 10.5	10.75 on 9	29.7	10.5	699	2337@50		BMW
275/50R20/XL	113V MO		M + S, 3PMSF	30K	BSW	21209	7.5 - 9.5	11.18 on 8.5	30.8	10.5	674	2535@50		MB
275/50R20/XL	113V MO1		M + S, 3PMSF	30K	BSW	54724	7.5 - 9.5	11.18 on 8.5	30.8	10.5	674	2535@50		MB
295/40R20	106V N0		M + S, 3PMSF	30K	BSW	63089	10 - 11.5	11.85 on 10.5	29.2	10.5	710	2094@51		POR
295/40R20/XL	110V MO1		M + S, 3PMSF	30K	BSW	03435	10 - 11.5	11.85 on 10.5	29.2	10.5	710	2337@50		MB
305/40R20/XL	112V N0		M + S, 3PMSF	30K	BSW	14060	10 - 12	12.32 on 11	29.6	10.5	702	2469@50		POR
255/50R21/XL	109H *		M + S, 3PMSF	30K	BSW	44190	7 - 9	10.43 on 8	31	10.5	670	2271@50		BMW
275/40R21/XL	107V N0		M + S, 3PMSF	30K	BSW	27014	9 - 11	10.94 on 9.5	29.6	10.5	702	2149@50		POR
295/35R21/XL	107V *		M + S, 3PMSF	30K	BSW	75271	10 - 11.5	11.85 on 10.5	29	10.5	715	2150@50		BMW
305/35R21/XL	109V N0		M + S, 3PMSF	30K	BSW	70583	10 - 12	12.32 on 11	29.4	10.5	707	2271@50		POR

MICHELIN®

**Pilot® Alpin® PA4™**

The MICHELIN® Pilot® Alpin® PA4™ tire merges Pilot® performance handling with Alpin® tire winter capabilities and is designed for Original Equipment fitments like the Chevrolet® Corvette Stingray.



WINTER

**Exceptional control in snow and ice.**

Equipped with an exclusive tread design and 3-D StabiliGrip Technology™, the new MICHELIN® Pilot® Alpin® PA4™ tire delivers a 10% improvement in snow acceleration and more than a 5% enhancement in handling on snow-covered and icy roads¹.

**Improved braking distance.**

The new formula with a full silica-based rubber compound, Helio Compound™, allows the MICHELIN® Pilot® Alpin® PA4™ tire to remain flexible in low temperatures for better winter performance – stopping over 5% shorter on snow, ice and wet roads².

**Certified by Ultra-High Performance vehicle manufacturers.**

The new MICHELIN® Pilot® Alpin® PA4™ tire is approved by the high standards of Porsche® SE and is currently being tested by many other high-performance vehicle manufacturers.

**Popular Replacement Market Fitments:**

Audi A6  
Acura TL  
BMW 328i  
C8 Corvette

¹Internal testing in comparison to the high standards of the MICHELIN® Pilot® Alpin® PA3™ tire.

²Internal testing in comparison to the high standards of the MICHELIN® Pilot® Alpin® PA3™ tire, braking 6.6 feet shorter at 30 MPH on snow and 16.4 feet shorter at 60 MPH on wet pavement.

Tire Size	Service Description	Technology	Other	Limited Warranty	Side-wall	MSPN	Rim Width Range (inches)	Section Width on Measuring Rim Width (inches)	Overall Diameter (inches)	Tread Depth (in/32nds)	Rev/ Mile @45 mph	Max Load Single (lbs@psi)	UTQG	O.E. Fitments
225/55R17	97H *	ZP	M + S, 3PMSF	30K	BSW	26000	6 - 8	9.17 on 7	26.7	10.5	777	1609@51		BMW
215/45R18/XL	93V MO		M + S, 3PMSF	30K	BSW	70117	7 - 8	8.39 on 7	25.6	10.5	812	1433@50		MB
225/40R18/XL	92V MO		M + S, 3PMSF	30K	BSW	18210	7.5 - 9	9.06 on 8	25	10.5	829	1389@50		MB
225/45R18/XL	95V	ZP	M + S, 3PMSF	30K	BSW	24120	7 - 8.5	8.86 on 7.5	25.9	10.5	802	1521@50		
225/50R18	95H	ZP	M + S, 3PMSF	30K	BSW	18614	6 - 8	9.17 on 7	26.8	10.5	774	1521@51		
235/40R18/XL	95V *		M + S, 3PMSF	30K	BSW	78197	8 - 9.5	9.49 on 8.5	25.3	10.5	819	1521@50		BMW



MICHELIN® Pilot® Alpin® PA4™

Tire Size	Service Description	Technology	Other	Limited Warranty	Side-wall	MSPN	Rim Width Range (inches)	Section Width on Measuring Rim Width (inches)	Overall Diameter (inches)	Tread Depth (in/32nds)	Rev/Mile @45 mph	Max Load Single (lbs@psi)	UTQG	O.E. Fit-ments
245/45R18/XL	100V *MO		M+S, 3PMSF	30K	BSW	38407	7.5 - 9	9.57 on 8	26.6	10.5	780	1764@50		BMW/MB
245/45R18/XL	100V *MO	ZP	M+S, 3PMSF	30K	BSW	03983	7.5 - 9	9.57 on 8	26.6	10.5	780	1764@50		BMW
245/50R18	100H *	ZP	M+S, 3PMSF	30K	BSW	55822	7 - 8.5	9.96 on 7.5	27.6	10.5	751	1764@51		BMW
245/50R18/XL	104V MO		M+S, 3PMSF	30K	BSW	95919	7 - 8.5	9.96 on 7.5	27.6	10.5	751	1984@50		MB
255/35R18/XL	94V *		M+S, 3PMSF	30K	BSW	21675	8.5 - 10	10.24 on 9	25	10.5	832	1477@50		BMW
255/35R18/XL	94V		M+S, 3PMSF	30K	BSW	19300	8.5 - 10	10.24 on 9	25	10.5	832	1477@50		
265/35R18/XL	97V		M+S, 3PMSF	30K	BSW	29830	9 - 10.5	10.67 on 9.5	25.3	10.5	822	1609@50		
265/40R18/XL	101V		M+S, 3PMSF	30K	BSW	15436	9 - 10.5	10.67 on 9.5	26.3	10.5	790	1819@50		
235/35R19/XL	91V *		M+S, 3PMSF	30K	BSW	82082	8 - 9.5	9.49 on 8.5	25.4	10.5	817	1356@50		BMW
235/40R19	92V N0		M+S, 3PMSF	30K	BSW	37731	8 - 9.5	9.5 on 8.5	26.4	10.5	787	1389@51		POR
235/45R19/XL	99V MO		M+S, 3PMSF	30K	BSW	92319	7.5 - 9	9.29 on 8	27.3	10.5	760	1709@50		MB
245/35R19/XL	93W		M+S, 3PMSF	30K	BSW	03949	8 - 9.5	9.76 on 8.5	25.7	10.5	807	1433@50		
255/35R19/XL	96V *		M+S, 3PMSF	30K	BSW	03233	8.5 - 10	10.24 on 9	26	10.5	799	1565@50		BMW
255/45R19	100V N1		M+S, 3PMSF	30K	BSW	44651	8 - 9.5	10.04 on 8.5	28	10.5	741	1764@51		POR
255/45R19/XL	104V MO		M+S, 3PMSF	30K	BSW	70463	8 - 9.5	10.04 on 8.5	28	10.5	741	1984@50		MB
265/35R19/XL	98W		M+S, 3PMSF	30K	BSW	95125	9 - 10.5	10.67 on 9.5	26.3	10.5	790	1653@50		
265/40R19/XL	102V MO		M+S, 3PMSF	30K	BSW	03128	9 - 10.5	10.67 on 9.5	27.3	10.5	760	1874@50		MB
265/40R19	98V N0		M+S, 3PMSF	30K	BSW	02577	9 - 10.5	10.7 on 9.5	27.4	10.5	760	1653@51		POR
265/45R19/XL	105V N0		M+S, 3PMSF	30K	BSW	26896	8.5 - 10	10.47 on 9	28.3	10.5	733	2039@50		POR
285/30R19/XL	98W		M+S, 3PMSF	30K	BSW	71621	9.5 - 10.5	11.42 on 10	25.7	10.5	807	1653@50		
285/40R19	103V N1		M+S, 3PMSF	30K	BSW	21466	9.5 - 11	11.42 on 10	27.9	10.5	743	1929@51		POR
295/35R19/XL	104V MO		M+S, 3PMSF	30K	BSW	26317	10 - 11.5	11.85 on 10.5	27.1	10.5	767	1984@50		MB
295/40R19/XL	108V N0		M+S, 3PMSF	30K	BSW	63145	10 - 11.5	11.85 on 10.5	28.3	10.5	735	2205@50		POR
235/35R20/XL	92V N0		M+S, 3PMSF	30K	BSW	41391	8 - 9.5	9.49 on 8.5	26.4	10.5	786	1389@50		POR
245/35R20	91V N1		M+S, 3PMSF	30K	BSW	28422	8 - 9.5	9.76 on 8.5	26.7	10.5	777	1356@51		POR
245/35R20/XL	95W		M+S, 3PMSF	30K	BSW	45265	8 - 9.5	9.76 on 8.5	26.7	10.5	777	1521@50		
255/40R20/XL	101V N0		M+S, 3PMSF	30K	BSW	99967	8.5 - 10	10.24 on 9	28	10.5	742	1819@50		POR
255/40R20/XL	101V MO		M+S, 3PMSF	30K	BSW	08127	8.5 - 10	10.24 on 9	28	10.5	742	1819@50		MB
265/30R20/XL	94W		M+S, 3PMSF	30K	BSW	04620	9 - 10	10.67 on 9.5	26.3	10.5	791	1477@50		
265/35R20/XL	99W		M+S, 3PMSF	30K	BSW	30039	9 - 10.5	10.67 on 9.5	27.3	10.5	761	1709@50		
275/30R20/XL	97V N0		M+S, 3PMSF	30K	BSW	31612	9 - 10	10.94 on 9.5	26.5	10.5	784	1609@50		POR
275/35R20/XL	102W		M+S, 3PMSF	30K	BSW	96301	9 - 11	10.94 on 9.5	27.5	10.5	755	1874@50		
275/40R20/XL	106V N0		M+S, 3PMSF	30K	BSW	37610	9 - 11	10.94 on 9.5	28.6	10.5	726	2094@50		POR
285/35R20/XL	104V N0		M+S, 3PMSF	30K	BSW	33149	9.5 - 11	11.42 on 10	27.8	10.5	746	1984@50		POR
285/35R20/XL	104V MO		M+S, 3PMSF	30K	BSW	15197	9.5 - 11	11.42 on 10	27.8	10.5	746	1984@50		MB
295/30R20/XL	101V N1		M+S, 3PMSF	30K	BSW	35423	10 - 11	11.85 on 10.5	27	10.5	770	1819@50		POR
305/30R20/XL	103W		M+S, 3PMSF	30K	BSW	11973	10.5 - 11.5	12.32 on 11	27.2	10.5	764	1929@50		
315/35R20/XL	110V N0		M+S, 3PMSF	30K	BSW	92952	10.5 - 12.5	12.6 on 11	28.6	10.5	726	2337@50		POR
255/35R21/XL	98W		M+S, 3PMSF	30K	BSW	36433	8.5 - 10	10.24 on 9	27.9	10.5	743	1653@50		
285/30R21/XL	100W		M+S, 3PMSF	30K	BSW	00142	9.5 - 10.5	11.42 on 10	27.7	10.5	749	1764@50		
345/25ZR21	101W		M+S, 3PMSF	30K	BSW	01546	12 - 13	13.98 on 12.5	27.7	10.5	749	1819@51		

Winter

MICHELIN®

# Latitude® Alpin® LA2

Designed for today's CUVs and SUVs, the MICHELIN® Latitude® Alpin® LA2 tire provides you with safety and mobility winter after winter.



WINTER



## Exceptional braking on winter roads for your CUV and SUV.

A new generation formula of full silica-based rubber, Helio Compound™ 3G, allows the MICHELIN® Latitude® Alpin® LA2 tire to remain flexible in low temperatures for better winter performance.

## Enjoy a quiet, smooth and safe drive in cold-weather conditions winter after winter.

3-D StabiliGrip Technology™ with Variable Geometry Sipes and rigid tread block reinforcement adds firmness for more precise and better handling. MICHELIN® Comfort Control Technology™ helps deliver one of the most comfortable rides in the industry by using a computer-optimized design and precision manufacturing to reduce vibrations and road noise.

## Exceptional mileage.

MaxTouch Construction™ combined with the interlocking action of MICHELIN® Sipe Technology delivers impressively long wear life with exceptional tread block rigidity while optimizing the tire's contact with the road during acceleration, braking and cornering to provide the longevity you expect from Michelin.



### Popular Replacement Market Fits:

- BMW X5
- Mercedes-Benz ML-Class
- Audi Q7
- Acura MDX



MICHELIN® Latitude® Alpin® LA2

Tire Size	Service Description	Technology	Other	Limited Warranty	Side-wall	MSPN	Rim Width Range (inches)	Section Width on Measuring Rim Width (inches)	Overall Diameter (inches)	Tread Depth (in/32nds)	Rev/Mile @45 mph	Max Load Single (lbs@psi)	UTQG	O.E. Fitments
255/55R18/XL	109H *	ZP	M + S, 3PMSF	25K	BSW	48313	7 - 9	10.43 on 8	29	10	717	2271@50		BMW
255/55R18/XL	109V N0		M + S, 3PMSF	25K	BSW	12602	7 - 9	10.43 on 8	29	10	717	2271@50		POR
235/55R19	101H A0		M + S, 3PMSF	25K	BSW	75293	6.5 - 8.5	9.65 on 7.5	29.1	10	713	1819@51		AUD
255/50R19/XL	107V N0		M + S, 3PMSF	25K	BSW	98081	7 - 9	10.43 on 8	29	10	715	2149@50		POR
255/50R19/XL	107V *	ZP	M + S, 3PMSF	25K	BSW	15278	7 - 9	10.43 on 8	29	10	715	2149@50		BMW
255/45R20	101V A0		M + S, 3PMSF	25K	BSW	38685	8 - 9.5	10.04 on 8.5	29	10	716	1819@51		AUD
255/45R20/XL	105V M0		M + S, 3PMSF	25K	BSW	54011	8 - 9.5	10.04 on 8.5	29	10	716	2039@50		MB
275/40R20/XL	106V N0		M + S, 3PMSF	25K	BSW	64866	9 - 11	10.94 on 9.5	28.6	10	726	2094@50		POR
275/45R20/XL	110V N0		M + S, 3PMSF	25K	BSW	78321	8.5 - 10.5	10.75 on 9	29.7	10	699	2337@50		POR

Winter



Drivers looking for toughness in a tire turn to Michelin. Whether they need responsive tires for highway driving, rugged off-road tires or reinforced tires for heavy-duty commercial applications, the MICHELIN® family of pickup truck tires delivers. Thanks to modern tread designs, premium rubber blends and patented architectural features, these tires match a wide range of driving capabilities. From off-road ruggedness to smooth, on-road comfort, MICHELIN® Light Truck tires are engineered to help drivers get the most out of their vehicles and driving styles.

## **PICKUP TRUCK, LARGE SUV AND VAN**

MICHELIN® Light Truck tires offer an outstanding balance of long wear life, toughness, comfort and all-season grip. Find the right tires for the driving conditions encountered by your pickup truck, large SUV or full-size van.

### **KEY PICKUP TRUCK, LARGE SUV AND VAN TIRE LINES**

Use this chart to help your customers find the right tires for their specific needs.

Pickup Truck, Large SUV and Van	Wear	Efficiency	Off-Road	Braking	Comfort
MICHELIN® Defender® LTX® M/S	10	8	7	8	9
MICHELIN® Agilis® CrossClimate®	10	9	7	8	7
MICHELIN® LTX® A/T2	8	7	10	7	7
MICHELIN® Primacy® XC	7	10	8	7	8
MICHELIN® LTX® M/S2	10	8	7	8	9
MICHELIN® Primacy® LTX®	7	10	6	7	9



MICHELIN®

# Defender® LTX® M/S

Our best just got better. The MICHELIN® Defender® LTX® M/S tire combines the proven tread design of the MICHELIN® LTX® M/S2 tire with the EverTread® compound to provide durable treadlife no matter the season.



ALL-SEASON



## Improved treadlife in severe conditions.

The EverTread® compound helps the MICHELIN® Defender® LTX® M/S tire last 10% longer in severe conditions than the MICHELIN® LTX® M/S2 tire¹.

## Excellent wet and snow traction.

The MICHELIN® Defender® LTX® M/S tire offers shorter wet stopping distances and better snow traction than leading competitive long-warranty tires².

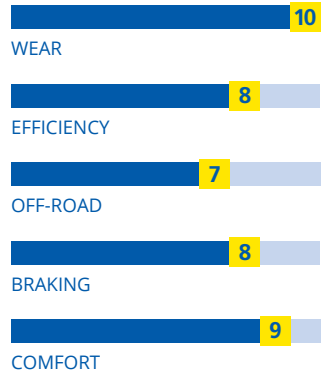
## Eco-friendly.

MaxTouch Construction™ helps the MICHELIN® Defender® LTX® M/S tire save you up to 65 gallons of fuel over the life of the tire, compared to a leading competitive tire³.

¹Based on third-party treadwear tests using the MICHELIN® Defender® LTX® M/S tire versus the MICHELIN® LTX® M/S2 tire in size LT265/70R17 121/118R. Actual on-road results may vary.

²Based on internal wet braking tests from 50 MPH using a 2011 Ford F-150® and on third-party snow traction tests using ASTM Test Method F1805-12 versus the following competitors. Average wet stopping distance: the MICHELIN® Defender® LTX® M/S tire in size 265/70R17 115T (136.5 ft.), the Bridgestone® Dueler® H/L Alenza Plus tire in size P265/70R17 113T (163.0 ft.), the Firestone® Destination® LE2 tire in size P265/70R17 113T (144.5 ft.) and the Goodyear® Wrangler SR-A® tire in size P265/70R17 113R (170.7 ft.). Average snow traction: the MICHELIN® Defender® LTX® M/S tire in size 265/70R17 115T (100%), the Bridgestone® Dueler® H/L Alenza Plus tire in size P265/70R17 113T (49%), the Firestone® Destination® LE2 tire in size P265/70R17 113T (72%) and the Goodyear® Wrangler SR-A® tire in size P265/70R17 113R (79%). Actual on-road results may vary.

³Based on internal rolling resistance tests versus the Goodyear® Wrangler SR-A® tire using the MICHELIN® Defender® LTX® M/S tire in size LT265/70R17 121/118R. Actual on-road results may vary.



### Popular Replacement Market Fitments:

- Ford F-Series
- Chevrolet Silverado
- Ford Explorer
- Chevrolet Tahoe
- Toyota Tundra
- Toyota Tacoma
- Ford Transit Connect



## MICHELIN® Defender® LTX® M/S

Tire Size	Service Description	Technology	Other	Limited Warranty	Side-wall	MSPN	Rim Width Range (inches)	Section Width on Measuring Rim Width (inches)	Overall Diameter (inches)	Tread Depth (in/32nds)	Rev/Mile @45 mph	Max Load Single (lbs@psi)	UTQG	O.E. Fitments
215/75R15	100T		M + S	70K	ORWL	98415	5.5 - 7	8.5 on 6	27.6	12	751	1764@44	800/A/A	
235/75R15/XL	109T		M + S	70K	ORWL	82806	6 - 8	9.5 on 6.5	28.8	12	721	2271@50	800/A/A	
215/55R16/XL	97H		M + S	70K	BSW	83882	6 - 7.5	9.1 on 7	25.5	10.5	823	1609@50	720/A/A	
215/70R16	100H		M + S	70K	BSW	65230	5.5 - 7	8.7 on 6.5	27.8	10.5	746	1764@44	720/A/A	
235/70R16/XL	109T		M + S	70K	ORWL	15545	6 - 8	9.6 on 7	28.9	12	718	2271@50	800/A/A	
235/75R16/XL	112T		M + S	70K	ORWL	66222	6 - 8	9.2 on 6.5	29.8	12	697	2469@50	800/A/A	
245/70R16	107T		M + S	70K	ORWL	10031	6.5 - 8	9.9 on 7	29.4	12	704	2150@44	800/A/A	
245/75R16	111T		M + S	70K	BSW	94262	6.5 - 8	9.7 on 7	30.4	12	683	2403@44	800/A/A	
255/65R16	109T		M + S	70K	ORWL	01235	7 - 9	10.2 on 7.5	29	12	716	2271@44	800/A/A	
255/70R16	111T		M + S	70K	ORWL	42587	6.5 - 8.5	10.5 on 7.5	30	12	691	2403@44	800/A/A	
265/70R16	112T		M + S	70K	ORWL	10103	7 - 9	10.8 on 8	30.4	12	679	2469@44	800/A/A	
265/75R16	116T		M + S	70K	ORWL	99123	7 - 9	10.8 on 7.5	31.5	12	657	2756@44	800/A/A	
275/70R16	114H		M + S	70K	BSW	21974	7 - 9	10.9 on 8	31.1	10.5	667	2601@44	720/A/A	
215/50R17/XL	95H		M + S	70K	BSW	20281	6 - 7.5	8.9 on 7	25.7	10.5	815	1521@50	720/A/A	
235/65R17	104T		M + S	70K	BSW	97630	6.5 - 8.5	9.4 on 7	29	12	716	1984@44	800/A/A	
235/70R17/XL	109T		M + S	70K	BSW	82879	6 - 8	9.4 on 7	30	12	693	2271@50	800/A/A	
235/75R17	109T		M + S	70K	BSW	51139	6 - 8	9.2 on 6.5	30.8	12	674	2271@44	800/A/A	
245/65R17	107T		M + S	70K	BSW	20563	7 - 8.5	9.8 on 7	29.5	12	704	2150@44	800/A/A	
255/65R17	110T		M + S	70K	BSW	06134	7 - 9	10.3 on 7.5	30.2	12	691	2337@44	800/A/A	
255/70R17	112T		M + S	70K	BSW	01832	6.5 - 8.5	10.2 on 7.5	31.1	12	669	2469@44	800/A/A	
255/75R17	115T		M + S	70K	BSW	09260	6.5 - 8.5	10 on 7	32	12	649	2679@44	800/A/A	
265/65R17	112T		M + S	70K	BSW	02033	7.5 - 9.5	10.7 on 8	30.8	12	681	2469@44	800/A/A	
265/70R17	115T		M + S	70K	ORWL	62115	7 - 9	10.9 on 8	31.5	12	657	2679@44	800/A/A	
235/65R18	106T		M + S	70K	BSW	17887	6.5 - 8.5	9.4 on 7	30	12	692	2094@44	800/A/A	
245/60R18	105H		M + S	70K	BSW	52168	7 - 8.5	9.8 on 7	29.6	10.5	703	2039@44	720/A/A	
255/55R18/XL	109H		M + S	70K	BSW	98045	7 - 9	10.4 on 8	29	10.5	717	2271@44	720/A/A	
255/65R18	111T		M + S	70K	BSW	20661	7 - 9	10.3 on 7.5	31.3	12	670	2403@44	800/A/A	
265/60R18	110T		M + S	70K	BSW	71433	7.5 - 9.5	10.7 on 8	30.8	12	682	2337@44	800/A/A	
265/65R18	114T		M + S	70K	BSW	56465	7.5 - 9.5	10.7 on 8	31.5	12	659	2601@44	800/A/A	
265/70R18	116T		M + S	70K	BSW	05850	7 - 9	10.9 on 8	32.5	12	637	2756@44	800/A/A	
275/60R18	113H		M + S	70K	BSW	05396	7.5 - 9.5	10.9 on 8	30.9	10.5	671	2535@44	720/A/A	
275/65R18	116T		M + S	70K	BSW	36986	7.5 - 9.5	10.9 on 8	32.1	12	648	2756@44	800/A/A	
285/60R18/XL	120H		M + S	70K	BSW	46009	8 - 10	11.5 on 8.5	31.4	10.5	661	3085@50	720/A/A	
235/45R19	95H		M + S	70K	BSW	40559	7.5 - 9	9.3 on 8	27.3	10.5	760	1521@44	720/A/A	
235/55R19/XL	105H		M + S	70K	BSW	77364	6.5 - 8.5	9.8 on 7.5	29.3	10.5	713	2039@50	720/A/A	
245/55R19	103H		M + S	70K	BSW	82897	7 - 8.5	10.1 on 7.5	29.8	10.5	702	1929@44	720/A/A	
255/50R19/XL	107H		M + S	70K	BSW	38301	7 - 9	10.4 on 8	29	10.5	715	2150@50	720/A/A	

Continued ►

Refer to the Important Product Information section at the back of the book.

## MICHELIN® Defender® LTX® M/S

Tire Size	Service Description	Technology	Other	Limited Warranty	Side-wall	MSPN	Rim Width Range (inches)	Section Width on Measuring Rim Width (inches)	Overall Diameter (inches)	Tread Depth (in/32nds)	Rev/Mile @45 mph	Max Load Single (lbs@psi)	UTQG	O.E. Fit-ments
255/60R19	109H		M + S	70K	BSW	17031	7 - 9	10.4 on 7.5	31	10.5	670	2271@44	720/A/A	
265/55R19/XL	113H		M + S	70K	BSW	34611	7.5 - 9.5	10.9 on 8.5	30.5	10.5	682	2535@50	720/A/A	
235/55R20	102H		M + S	70K	BSW	23490	6.5 - 8.5	9.6 on 7.5	30.1	10.5	690	1874@44	720/A/A	
245/60R20	107H		M + S	70K	BSW	26462	7 - 8.5	9.7 on 7	31.5	10.5	659	2150@44	720/A/A	
255/50R20/XL	109H		M + S	70K	BSW	39387	7 - 9	10.4 on 8	30.1	10.5	691	2271@50	720/A/A	
255/55R20/XL	110H		M + S	70K	BSW	60282	7 - 9	10.4 on 8	31	10.5	671	2337@50	720/A/A	
265/50R20	107T		M + S	70K	BSW	69236	7.5 - 9.5	10.9 on 8.5	30.4	12	683	2150@44	800/A/A	
275/55R20	113T		M + S	70K	BSW	04845	7.5 - 9.5	11 on 8.5	32.2	12	652	2535@44	800/A/A	
275/60R20	115T		M + S	70K	BSW	12745	7.5 - 9.5	10.9 on 8	33	12	630	2679@44	800/A/A	
285/50R20/XL	116H		M + S	70K	BSW	48162	8 - 10	11.7 on 9	31.2	10.5	665	2756@50	720/A/A	
305/50R20	116H		M + S	70K	BSW	56918	8.5 - 11	12.2 on 9.5	32.3	10.5	649	2756@44	720/A/A	
275/50R21/XL	113H		M + S	70K	BSW	09565	7.5 - 9.5	11.2 on 8.5	31.8	10.5	653	2535@50	720/A/A	
275/50R22	111H		M + S	70K	BSW	36286	7.5 - 9.5	11.2 on 8.5	32.9	10.5	633	2403@44	720/A/A	
285/45R22/XL	114H		M + S	70K	BSW	26248	9 - 10.5	11.2 on 9.5	32.1	10.5	648	2601@50	720/A/A	
305/40R22/XL	114H		M + S	70K	BSW	14664	10 - 12	12.3 on 11	31.6	10.5	658	2601@50	720/A/A	
305/45R22/XL	118H		M + S	70K	BSW	06773	9.5 - 11.5	11.9 on 10	32.8	10.5	634	2910@50	720/A/A	
31x10.50R15/C	109R		M + S	50K	ORWL	70511	7 - 9	11 on 8.5	30.7	13.5	682	2271@50		
35x12.50R20/E	121R		M + S	50K	BSW	90190	8.5 - 11	12.4 on 10	34.5	13.5	602	3195@75		
LT265/75R16/E	123/120R		M + S	50K	ORWL	56522	7 - 8	10.5 on 7.5	31.6	13.5	657	3415@80		
LT285/75R16/E	126/123R		M + S	50K	BSW	12719	7.5 - 9	11.2 on 8	32.8	13.5	634	3750@80		
LT225/75R17/E	116/113R		M + S	50K	BSW	63361	6 - 7.5	8.7 on 6	30.3	13.5	686	2755@80		
LT245/75R17/E	121/118R		M + S	50K	BSW	48588	6.5 - 7.5	10 on 7	31.8	13.5	660	3195@80		
LT265/70R17/E	121/118R		M + S	50K	ORWL	27162	7 - 8.5	10.9 on 8	31.7	13.5	657	3195@80		
LT285/70R17/E	121/118R		M + S	50K	BSW	33533	7.5 - 9	11.6 on 8.5	32.7	13.5	635	3195@80		
LT255/65R18/E	120/117R		M + S	50K	BSW	10372	7 - 9	10.2 on 7.5	31	13.5	670	3085@80		
LT265/70R18/E	124/121R		M + S	50K	BSW	26531	7 - 9	10.9 on 8	32.6	13.5	637	3525@80		
LT275/65R18/E	123/120R		M + S	50K	BSW	09200	7.5 - 9	11 on 8	32.2	13.5	648	3415@80		
LT275/70R18/E	125/122R		M + S	50K	BSW	15358	7 - 8.5	11.3 on 8	33.1	13.5	627	3640@80		
LT285/65R18/E	125/122R		M + S	50K	BSW	63733	8 - 10	11.6 on 8.5	32.8	13.5	639	3640@80		
LT295/70R18/E	129/126R		M + S	50K	BSW	39161	7.5 - 10	12 on 8.5	34.3	13.5	607	4080@80		
LT265/60R20/E	121/118R		M + S	50K	BSW	88306	7.5 - 9.5	10.5 on 8	32.8	13.5	640	3195@80		
LT275/65R20/E	126/123R		M + S	50K	BSW	87707	7.5 - 9.5	11 on 8	34.3	13.5	610	3750@80		
LT285/60R20/E	125/122R		M + S	50K	BSW	21239	8 - 10	11.3 on 8.5	33.7	13.5	622	3640@80		
LT285/65R20/E	127/124R		M + S	50K	BSW	43858	8 - 10	11.5 on 8.5	34.5	13.5	602	3860@80		
LT295/60R20/E	126/123R		M + S	50K	BSW	73259	8 - 10	11.7 on 8.5	33.9	13.5	613	3750@80		
LT295/65R20/E	129/126R		M + S	50K	BSW	42902	8 - 10	11.7 on 8.5	35.1	13.5	592	4080@80		





MICHELIN®

# Agilis® CrossClimate®

Stay on time without the downtime. Outstanding combination of longevity, reliability and year-round traction, including 3PMSF<sup>1</sup> on all road surfaces for today's most demanding commercial vehicles.



ALL-SEASON



## Our most durable heavy-duty light commercial truck tire.

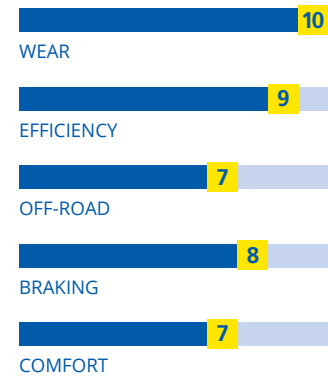
Professional-grade construction, including CurbGard™ sidewall protectors that resist curb scrubbing in urban environments. This tire has more than twice as much nylon reinforcement than the MICHELIN® Defender® LTX® M/S tire for improved durability.

## Improved treadlife under heavy loads.

The MICHELIN® Agilis® CrossClimate® tire lasted 10% to 19% longer under heavy loads than three leading competitive commercial tires<sup>2</sup>. MaxPressure Profile™ optimizes the tire footprint for better wear life under high pressure, heavy loads, high torque and stop-and-go driving. Additionally, the StabiliBlok™ design provides wider and longer tread blocks to resist extreme torque while providing cool operating temperatures under full loads at high speeds.

## Excellent wet and snow traction.

The MICHELIN® Agilis® CrossClimate® tire offers shorter wet stopping distances<sup>3</sup> and better snow traction<sup>4</sup> than leading competitive commercial tires. SipeLock™ provides hundreds of Biting Edges for improved wet and snow traction without sacrificing tread block stability.



<sup>1</sup>Meets the USTMA (U.S. Tire Manufacturers Association) snow traction performance requirements.

<sup>2</sup>Based on a treadwear test using tires in size LT265/70R17 121/118R on 2018 Ford® F-250 pickup trucks loaded to 9,800 lb. versus the following competitors. Average projected mileage to wear out: the MICHELIN® Agilis® CrossClimate® tire (24,500 miles), the Bridgestone® Duravis® M700 HD tire (20,600 miles), the Firestone® Transforce® AT2 tire (22,000 miles) and the Firestone® Transforce® HT tire (19,800 miles). Actual on-road results may vary.

<sup>3</sup>Based on internal wet braking tests from 50 MPH using tires in size LT265/70R17 121/118R on a 2018 Ford® F-250 versus the following competitors. Average distance to stop: the MICHELIN® Agilis® CrossClimate® tire (147.5 ft.), the Bridgestone® Duravis® M700 HD tire (151.6 ft.), the Firestone® Transforce® AT2 tire (158.0 ft.) and the Firestone® Transforce® HT tire (169.3 ft.). Actual on-road results may vary.

<sup>4</sup>Based on internal snow handling tests using tires in size LT265/70R17 121/118R on a 2018 Ford® F-250 versus the following competitors. Average acceleration performance (%): the MICHELIN® Agilis® CrossClimate® tire (100%), the Bridgestone® Duravis® M700 HD tire (73%), the Firestone® Transforce® AT2 tire (91%) and the Firestone® Transforce® HT tire (94%). Actual on-road results may vary.



## MICHELIN® Agilis® CrossClimate®

Tire Size	Service Description	Technology	Other	Limited Warranty	Side-wall	MSPN	Rim Width Range (inches)	Section Width on Measuring Rim Width (inches)	Overall Diameter (inches)	Tread Depth (in/32nds)	Rev/Mile @45 mph	Max Load Single (lbs@psi)	UTQG	O.E. Fitments
185/60R15C	94T		M + S, 3PMSF	STD	BSW	02998	5.5 - 6	7.4 on 5.5	23.7	11.5	876	1475@54		
205/65R15C	102/100T		M + S, 3PMSF	STD	BSW	04143	5.5 - 6.5	8.2 on 6	25.4	11.5	817	1875@54		
195/75R16C	107/105R		M + S, 3PMSF	STD	BSW	56761	5 - 6	7.7 on 5.5	27.5	11.5	757	2150@69		
205/75R16C	113/111R		M + S, 3PMSF	STD	BSW	83769	5.5 - 6	8 on 5.5	28.1	11.5	740	2535@76		
225/75R16C	121/120R		M + S, 3PMSF	STD	BSW	70411	6 - 7	8.8 on 6	29.3	11.5	710	3195@83		
235/65R16C	121/119R		M + S, 3PMSF	STD	BSW	09118	6.5 - 7.5	9.4 on 7	28	11.5	742	3195@83		
LT215/85R16/E	115/112R		M + S, 3PMSF	STD	BSW	80033	5.5 - 7	8.5 on 6	30.4	12.5	684	2680@80		
LT225/75R16/E	115/112R		M + S, 3PMSF	STD	BSW	72022	6 - 7	8.7 on 6	29.3	12.5	710	2680@90		
LT235/85R16/E	120/116R		M + S, 3PMSF	STD	BSW	65681	6 - 7.5	9.2 on 6.5	31.7	12.5	656	3042@80		
LT245/75R16/E	120/116R		M + S, 3PMSF	STD	BSW	52347	6.5 - 8	9.8 on 7	30.5	12.5	683	3042@80		
LT265/75R16/E	123/120R		M + S, 3PMSF	STD	BSW	10257	7 - 8	10.7 on 7.5	31.6	12.5	657	3415@80		
LT235/80R17/E	120/117R		M + S, 3PMSF	STD	BSW	09723	6 - 7.5	9.2 on 6.5	31.8	12.5	654	3085@80		
LT245/70R17/E	119/116R		M + S, 3PMSF	STD	BSW	42604	6.5 - 8	9.8 on 7	30.6	12.5	681	3000@80		
LT245/75R17/E	121/118R		M + S, 3PMSF	STD	BSW	09917	6.5 - 7.5	9.8 on 7	31.5	12.5	660	3195@80		
LT265/70R17/E	121/118R		M + S, 3PMSF	STD	BSW	36185	7 - 8.5	10.7 on 8	31.6	12.5	657	3195@80		
LT285/70R17/E	121/118R		M + S, 3PMSF	STD	BSW	83162	7.5 - 9	11.5 on 8.5	32.8	12.5	635	3195@80		
LT265/70R18/E	124/121R		M + S, 3PMSF	STD	BSW	05791	7 - 9	10.7 on 8	32.6	12.5	637	3525@80		
LT275/65R18/E	123/120R		M + S, 3PMSF	STD	BSW	57222	7.5 - 9	11 on 8	32.1	12.5	648	3415@80		
LT275/70R18/E	125/122R		M + S, 3PMSF	STD	BSW	76555	7 - 8.5	11 on 8	33.2	12.5	627	3640@80		
LT265/60R20/E	121/118R		M + S, 3PMSF	STD	BSW	50977	7.5 - 9.5	10.7 on 8	32.5	12.5	640	3195@80		
LT275/65R20/E	126/123R		M + S, 3PMSF	STD	BSW	15627	7.5 - 9.5	11 on 8	34.1	12.5	610	3750@80		
LT285/60R20/E	125/122R		M + S, 3PMSF	STD	BSW	19604	8 - 10	11.5 on 8.5	33.5	12.5	622	3640@80		

MICHELIN®  
**LTX® A/T2**

A Light Truck and SUV all-terrain tire with a compound designed to resist chipping and tearing, providing excellent durability when the pavement ends.



**60,000-mile limited warranty<sup>1</sup>.**

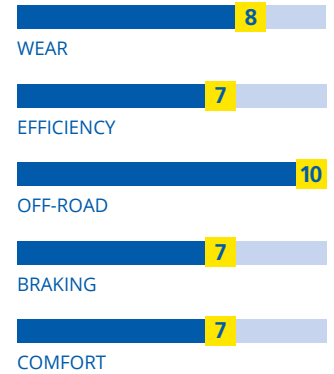
The optimized contact patch shape provided by MaxTouch Construction™ helps deliver extremely long tire life under the toughest conditions.

**35% longer life on gravel<sup>2</sup>.**

The tough off-road endurance capability of the MICHELIN® LTX® A/T2 tire helps it last at least 35% longer on gravel than two leading class competitors<sup>2</sup>.

**A very comfortable ride.**

MICHELIN® Comfort Control Technology™ uses a computer-optimized design and precision manufacturing to reduce vibrations and road noise.



**Popular Replacement Market Fits:**

- Toyota Tundra
- Ford F-Series
- Chevrolet Silverado
- GMC Sierra
- Ram Trucks

<sup>1</sup>See MICHELIN® Tire's Owner's Manual for a complete description.

<sup>2</sup>Based on Michelin internal gravel endurance test results versus the Bridgestone® Dueler™ A/T Revo 2 and Goodyear® Wrangler® SilentArmor® tires in size LT265/70R17. Actual on- and off-road results may vary.



## MICHELIN® LTX® A/T2

Tire Size	Service Description	Technology	Other	Limited Warranty	Side-wall	MSPN	Rim Width Range (inches)	Section Width on Measuring Rim Width (inches)	Overall Diameter (inches)	Tread Depth (in/32nds)	Rev/Mile @45 mph	Max Load Single (lbs@psi)	UTQG	O.E. Fits
245/65R17	107S		M + S	60K	ORWL	47965	7 - 8.5	9.8 on 7	29.5	14	704	1954@44	500/A/B	
265/65R17	112S		M + S	60K	ORWL	97614	7.5 - 9.5	10.7 on 8	30.6	14	681	2244@44	500/A/A	
P265/70R17	113S		M + S	60K	ORWL	67236	7 - 9	10.7 on 8	31.7	14.5	657	2305@44	500/A/B	
P275/65R18	114T		M + S	60K	BSW	06841	7.5 - 9.5	11 on 8	32.1	13	648	2365@51	500/A/B	TOY
275/55R20	113T		M + S	60K	BSW	21011	7.5 - 9.5	11.2 on 8.5	31.9	14	652	2304@44	500/A/B	
P275/60R20	114S		M + S	60K	BSW	36429	7.5 - 9.5	11 on 8	33	14	630	2365@44	500/A/B	
LT245/75R16/E	120/116R		M + S	60K	BSW	52691	6.5 - 8	9.8 on 7	30.5	16	683	3042@80		
LT265/75R16/E	123/120R		M + S	60K	ORWL	03869	7 - 8	10.5 on 7.5	31.7	16	657	3415@80		
LT235/80R17/E	120/117R		M + S	60K	BSW	35847	6 - 7.5	9.3 on 6.5	31.8	13.5	654	3085@80		
LT245/75R17/E	121/118R		M + S	60K	BSW	06682	6.5 - 7.5	9.8 on 7	31.5	12.5	660	3195@80		FOR
LT245/75R17/E	121/118R		M + S	60K	ORWL	21691	6.5 - 7.5	9.8 on 7	31.5	12.5	660	3195@80		FOR
LT245/75R17/E	121/118R		M + S	60K	ORWL	33918	6.5 - 7.5	9.8 on 7	31.5	16	660	3195@80		
LT265/70R17/E	121/118R		M + S	60K	ORWL	69422	7 - 8.5	10.7 on 8	31.7	12.5	657	3195@80		FOR
LT265/70R17/E	121/118R		M + S	60K	ORWL	67198	7 - 8.5	10.7 on 8	31.7	16	657	3195@80		
LT285/70R17/E	121/118R		M + S	60K	ORWL	61143	7.5 - 9	11.5 on 8.5	32.8	17	635	3195@80		
LT265/70R18/E	124/121R TPC		M + S	60K	BSW	09068	7 - 9	10.7 on 8	32.6	12.5	637	3525@80		GM
LT275/65R18/E	123/120R		M + S	60K	ORWL	03822	7.5 - 9	11 on 8	32.1	16	648	3415@80		
LT275/70R18/E	125/122R		M + S	60K	ORWL	71991	7 - 8.5	11.2 on 8	33.2	14.5	628	3640@80		FOR
LT275/70R18/E	125/122S TPC		M + S	60K	BSW	32157	7 - 8.5	11 on 8	33.2	12	627	3640@80		GM
LT285/65R18/E	125/122R		M + S	60K	ORWL	09247	8 - 10	11.5 on 8.5	32.6	16	639	3640@80		
LT275/65R20/E	126/123R		M + S	60K	ORWL	04238	7.5 - 9.5	11 on 8	34.1	14	610	3750@80		FOR
LT285/55R20/E	122/119R		M + S	60K	BSW	16270	8 - 10	11.7 on 9	32.4	16	643	3305@80		

MICHELIN®  
**Primacy® XC**

Developed in conjunction with the world's leading truckmakers, Michelin launched the MICHELIN® Primacy® XC tire to deliver light all-terrain performance, a quiet and comfortable on-road ride, and excellent fuel efficiency.



ALL-SEASON



**Rugged good looks.**

The tread design on the MICHELIN® Primacy® XC tire gives your 4x4 truck or SUV the all-terrain look it deserves.

**A quiet and comfortable ride.**

MICHELIN® Comfort Control Technology™ uses a computer-optimized design and precision manufacturing to reduce vibrations and road noise.

**Fuel efficiency.**

Michelin uses its latest generation of tread compounds to deliver low rolling resistance, helping reduce CO<sub>2</sub> emissions.



**Original Equipment Fitments:**

- Ford F-150
- Ford Expedition
- Jeep Grand Cherokee
- Chevrolet Silverado 3500 Dually

Tire Size	Service Description	Technology	Other	Limited Warranty	Side-wall	MSPN	Rim Width Range (inches)	Section Width on Measuring Rim Width (inches)	Overall Diameter (inches)	Tread Depth (in/32nds)	Rev/ Mile @45 mph	Max Load Single (lbs@psi)	UTQG	O.E. Fitments
265/60R18	110H		M + S	55K	BSW	21293	7.5 - 9.5	10.7 on 8	30.5	10	682	2337@44	480/A/A	JEP
275/65R18	116T		M + S	55K	BSW	73594	7.5 - 9.5	10.9 on 8	32.1	10	648	2756@51	480/A/A	FOR
275/65R18	116T		M + S	55K	ORWL	75614	7.5 - 9.5	10.9 on 8	32.1	10	648	2756@51	480/A/A	FOR
LT235/80R17/E	120/117R TPC		M + S	40K	BSW	48686	6 - 7.5	9.2 on 6.5	31.8	12	654	3085@80		GM



MICHELIN®  
**LTX® M/S2**

A premium Light Truck tire that offers an exceptional combination of performance for light trucks and SUVs.



ALL-SEASON



**Stops shorter than two leading competitors.**

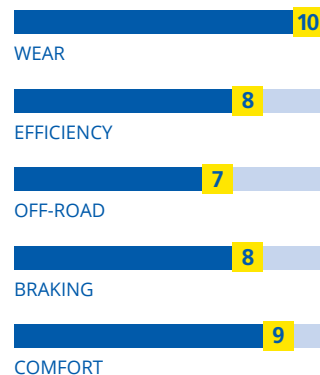
Special rubber compounds and better lateral water evacuation help them stop up to 7 feet shorter than the leading competitors' tires<sup>1</sup>.

**Lasts up to 20,000 miles longer than two leading competitors<sup>2</sup>.**

MaxTouch Construction™ maximizes the tire's contact with the road and evenly distributes the forces of acceleration, braking and cornering to deliver miles of driving pleasure.

**Better snow traction.**

Tread design features 8% more Biting Edges than its predecessor for improved grip in snow.



**Original Equipment Fitments:**

- Ford F-150
- Ford F-250
- Toyota Tundra
- Toyota Tacoma
- Jeep Wrangler

<sup>1</sup>Based on internal wet braking test results versus the Bridgestone® Dueler H/T 684 II and Goodyear® Wrangler SR-A® tires in size LT245/75R16. Actual on-road results may vary.

<sup>2</sup>Based on third-party wear test results versus the Bridgestone® Dueler H/T 684 II and Goodyear® Fortera® TT tires in size P265/70R16. Actual on-road results may vary.

Tire Size	Service Description	Technology	Other	Limited Warranty	Side-wall	MSPN	Rim Width Range (inches)	Section Width on Measuring Rim Width (inches)	Overall Diameter (inches)	Tread Depth (in/32nds)	Rev/ Mile @45 mph	Max Load Single (lbs@psi)	UTQG	O.E. Fitments
245/70R17	110T		M + S	70K	BSW	42087	6.5 - 8	9.8 on 7	30.5	10.5	681	2125@44	720/A/A	FOR
245/75R17	112S		M + S	70K	BSW	38593	6.5 - 8	9.9 on 7	31.3	10.5	660	2245@44	720/A/A	JEP
P255/70R18	112T		M + S	70K	BSW	08782	6.5 - 8.5	10.2 on 7.5	32.1	11.5	648	2245@51	720/A/A	TOY
P265/60R18	109H		M + S	70K	BSW	39274	7.5 - 9.5	10.7 on 8	30.5	10.5	682	2064@44	720/A/A	TOY
275/55R20	113H		M + S	70K	BSW	29059	7.5 - 9.5	11.2 on 8.5	31.9	10.5	652	2304@44	720/A/A	FOR
LT245/75R17/E	121/118R		M + S	50K	BSW	54043	6.5 - 7.5	9.76 on 7	31.5	12	660	3195@80		FOR





MICHELIN®  
**Primacy® LTX®**

Developed in conjunction with the world's leading truckmakers, the MICHELIN® Primacy® LTX® tire is ideally suited for drivers looking to maximize fuel efficiency with a quiet and comfortable ride.



**Fuel efficiency.**

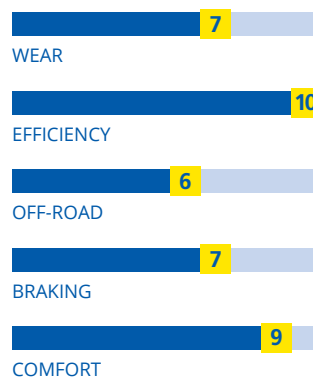
Michelin uses its latest generation of tread compounds to deliver low rolling resistance, helping improve fuel economy and reduce CO<sub>2</sub> emissions.

**A quiet and comfortable ride.**

MICHELIN® Comfort Control Technology™ uses computer-optimized design and precision manufacturing to reduce vibrations and road noise.

**55,000-mile limited warranty for T-rated and H-rated sizes.**

MaxTouch Construction™ maximizes the tire's contact with the road and evenly distributes the forces of acceleration, braking and cornering, resulting in longer wear.



Tire Size	Service Description	Technology	Other	Limited Warranty	Side-wall	MSPN	Rim Width Range (inches)	Section Width on Measuring Rim Width (inches)	Overall Diameter (inches)	Tread Depth (in/32nds)	Rev/ Mile @45 mph	Max Load Single (lbs@psi)	UTQG	O.E. Fit-ments
245/70R17	110T		M + S	55K	BSW	18347	6.5 - 8	9.7 on 7	30.5	10	681	2337@51	540/B/B	FOR
265/65R17	112T		M + S	55K	BSW	09923	7.5 - 9.5	10.7 on 8	30.6	8.5	681	2469@51	540/A/B	NIS
265/60R18	110H		M + S	55K	BSW	08915	7.5 - 9.5	10.7 on 8	30.5	9.5	682	2337@44	540/B/A	JEP
265/65R18	114T TPC		M + S	55K	BSW	90112	7.5 - 9.5	10.7 on 8	31.5	9	659	2601@44	480/A/B	GM
265/65R18	114T TPC		M + S	55K	BSW	01582	7.5 - 9.5	10.7 on 8	31.5	9	659	2601@44	540/B/B	GM
245/50R20	102V		M + S	55K	BSW	64338	7 - 8.5	10 on 7.5	29.7	9	701	1874@51	540/A/A	HYN



Pickup Truck, Large SUV and Van



## ***CUSTOMER-SPECIFIC***

Premium-quality replacement tires preferred by mass retailers.



Provide your customers with premium-quality tires that deliver all the performances today's driver wants: safe handling, long treadwear and outstanding fuel economy. Whether drivers come to you for Passenger Car, Light Truck or SUV tires, there's a MICHELIN® tire to meet their needs.

MICHELIN®  
**X® LT A/S**

Club-exclusive durability for SUVs and pickup trucks. The MICHELIN® X® LT A/S tire delivers durable treadlife no matter the season.



ALL-SEASON



**Enduring treadlife in severe conditions.**

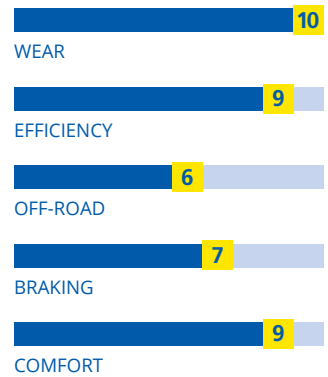
The MICHELIN® X® LT A/S tire lasts mile after mile.

**Excellent wet and snow traction.**

Exceptional grip allows you to brake confidently when you need it most.

**Eco-friendly.**

The forces of acceleration, braking and cornering are evenly distributed to reduce rolling resistance and extend treadlife.



**Popular Replacement Market Fitments:**

- Ford F-150
- Ford Explorer
- Chevrolet Silverado
- Chevrolet Tahoe
- Toyota Tundra



## MICHELIN® X® LT A/S

Tire Size	Service Description	Technology	Other	Limited Warranty	Side-wall	MSPN	Rim Width Range (inches)	Section Width on Measuring Rim Width (inches)	Overall Diameter (inches)	Tread Depth (in/32nds)	Rev/Mile @45 mph	Max Load Single (lbs@psi)	UTQG	O.E. Fits
235/75R15/XL	109T		M + S	70K	ORWL	89536	6 - 8	9.3 on 6.5	28.8	12	721	2271@50	800/A/A	
235/70R16/XL	109T		M + S	70K	ORWL	33324	6 - 8	9.5 on 7	28.9	12	718	2271@50	800/A/A	
265/70R16	112T		M + S	70K	ORWL	04301	7 - 9	10.7 on 8	30.4	12	679	2469@44	800/A/A	
235/65R17	104T		M + S	70K	BSW	39743	6.5 - 8.5	9.5 on 7	29	12	716	1984@44	800/A/A	
245/65R17	107T		M + S	70K	BSW	67621	7 - 8.5	9.8 on 7	29.5	12	704	2150@44	800/A/A	
265/65R17	112T		M + S	70K	BSW	09623	7.5 - 9.5	10.7 on 8	30.8	12	681	2469@44	800/A/A	
265/70R17	115T		M + S	70K	ORWL	08573	7 - 9	10.7 on 8	31.5	12	657	2679@44	800/A/A	
235/60R18/XL	107H		M + S	70K	BSW	77071	6.5 - 8.5	9.4 on 7	29.1	12	715	2150@50	720/A/A	
235/65R18	106T		M + S	70K	BSW	00836	6.5 - 8.5	9.4 on 7	30	12	692	2094@44	800/A/A	
245/60R18	105H		M + S	70K	BSW	23990	7 - 8.5	9.8 on 7	29.6	10.5	703	2039@44	720/A/A	
265/60R18	110T		M + S	70K	BSW	04765	7.5 - 9.5	10.7 on 8	30.5	12	682	2337@44	800/A/A	
265/70R18	116T		M + S	70K	BSW	92407	7 - 9	10.7 on 8	32.5	12	637	2756@44	800/A/A	
235/55R19/XL	105H		M + S	70K	BSW	42382	6.5 - 8.5	9.6 on 7.5	29.2	10.5	713	2039@50	720/A/A	
245/55R19	103H		M + S	70K	BSW	53981	7 - 8.5	10 on 7.5	29.6	10.5	702	1929@44	720/A/A	
235/55R20	102H		M + S	70K	BSW	29454	6.5 - 8.5	9.6 on 7.5	30.1	10.5	690	1874@44	720/A/A	
255/50R20/XL	109H		M + S	70K	BSW	78577	7 - 9	10.4 on 8	30.1	10.5	691	2271@50	720/A/A	
275/55R20	113T		M + S	70K	BSW	03978	7.5 - 9.5	11.2 on 8.5	32.2	12	652	2535@44	800/A/A	
275/60R20	115H		M + S	70K	BSW	54998	7.5 - 9.5	11 on 8	33	12	630	2679@44	720/A/A	
275/50R22	111H		M + S	70K	BSW	86418	7.5 - 9.5	11.1 on 8.5	32.8	10.5	633	2403@44	720/A/A	
LT265/75R16/E	123/120R		M + S	50K	ORWL	81199	7 - 8	10.5 on 7.5	31.6	13.5	657	3415@80		
LT265/70R17/E	121/118R		M + S	50K	ORWL	02424	7 - 8.5	10.7 on 8	31.7	13.5	657	3195@80		
LT275/65R18/E	123/120R		M + S	50K	BSW	17017	7.5 - 9	11 on 8	32.2	13.5	648	3415@80		

MICHELIN®  
**X® Tour A/S 2**

Exceptional longevity and exclusive value, offering peace of mind for the future.



ALL-SEASON



**Time flies. Treadlife shouldn't.**

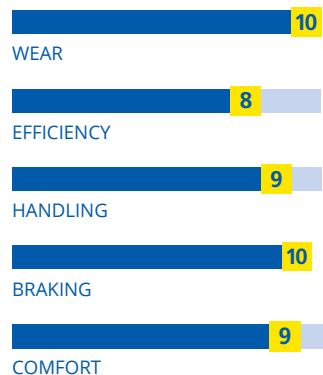
The MICHELIN® X® Tour A/S 2 tire outlasted the MICHELIN® X® Tour A/S T + H tire by more than 20,000 miles on a treadwear test, delivering 18 extra months of treadlife¹.

**Peace of mind for the future.**

The MICHELIN® X® Tour A/S 2 tire is engineered to deliver superb stopping distance in both wet and dry conditions so you can keep moving regardless of the weather.

**The strong, silent type.**

Delivering ride satisfaction mile after mile, the MICHELIN® X® Tour A/S 2 tire is designed to be quiet and comfortable for years to come.



**Popular Replacement Market Fitments:**

- Toyota Sienna
- Chevrolet Impala
- Honda CR-V
- Chrysler Town & Country
- Honda Accord
- Toyota Camry

¹Based on U.S. Department of Transportation Average Annual Miles per driver (13,500 miles) and DesRosiers Automotive Consultants estimate of annual average kilometers driven in Canada (23,000 kilometers) and on a treadwear test using tires in size 225/65R17 on a 2018 Honda® CR-V, where the MICHELIN® X® Tour A/S 2 tire showed an estimated life (based on calculating the most worn groove of a rotated set) of 108,400 miles versus the MICHELIN® X® Tour A/S T + H tire at 84,300 miles. Actual on-road results may vary.





## MICHELIN® X® Tour A/S 2

Tire Size	Service Description	Technology	Other	Limited Warranty	Side-wall	MSPN	Rim Width Range (inches)	Section Width on Measuring Rim Width (inches)	Overall Diameter (inches)	Tread Depth (in/32nds)	Rev/Mile @45 mph	Max Load Single (lbs@psi)	UTQG	O.E. Fitments
205/55R16	91H		M+S	80K	BSW	28303	5.5 - 7.5	8.4 on 6.5	24.8	10.5	836		840/B/B	
205/60R16	92H		M+S	80K	BSW	04162	5.5 - 7.5	8.2 on 6	25.7	10.5	810		840/B/B	
205/65R16	95H		M+S	80K	BSW	49750	5.5 - 7.5	8.2 on 6	26.5	10.5	786		840/B/B	
215/55R16/XL	97H		M+S	80K	BSW	11760	6 - 7.5	8.9 on 7	25.3	10.5	823		840/B/B	
215/60R16	95H		M+S	80K	BSW	09028	6 - 7.5	8.7 on 6.5	26.1	10.5	796		840/B/B	
215/65R16	98H		M+S	80K	BSW	46704	6 - 7.5	8.7 on 6.5	27	10.5	770		840/B/B	
225/60R16	98H		M+S	80K	BSW	27854	6 - 8	9 on 6.5	26.6	10.5	782		840/B/B	
235/65R16	103H		M+S	80K	BSW	68937	6.5 - 8.5	9.4 on 7	28	10.5	742		840/B/B	
215/45R17/XL	91H		M+S	80K	BSW	13266	7 - 8	8.4 on 7	24.6	10.5	844		840/B/B	
225/55R17/XL	101H		M+S	80K	BSW	08945	6 - 8	9.1 on 7	26.8	10.5	777		840/B/B	
225/60R17	99H		M+S	80K	BSW	02545	6 - 8	9 on 6.5	27.6	10.5	753		840/B/B	
225/65R17	102H		M+S	80K	BSW	35009	6 - 8	9 on 6.5	28.5	10.5	730		840/B/B	
235/60R17	102H		M+S	80K	BSW	76762	6.5 - 8.5	9.4 on 7	28.1	10.5	740		840/B/B	
235/65R17	104H		M+S	80K	BSW	00626	6.5 - 8.5	9.4 on 7	29.1	10.5	716		840/B/B	
225/60R18	100H		M+S	80K	BSW	08655	6 - 8	9 on 6.5	28.6	10.5	727		840/B/B	
235/45R18/XL	98H		M+S	80K	BSW	07997	7.5 - 9	9.3 on 8	26.3	10.5	790		840/B/B	
235/50R18	97H		M+S	80K	BSW	01033	6.5 - 8.5	9.6 on 7.5	27.3	10.5	762		840/B/B	
235/55R18	100H		M+S	80K	BSW	04100	6.5 - 8.5	9.6 on 7.5	28.1	10.5	739		840/B/B	
235/60R18/XL	107H		M+S	80K	BSW	50278	6.5 - 8.5	9.4 on 7	29.1	10.5	715		840/B/B	
245/60R18	105H		M+S	80K	BSW	38389	7 - 8.5	9.7 on 7	29.6	10.5	703		840/B/B	
235/55R20	102H		M+S	80K	BSW	39309	6.5 - 8.5	9.6 on 7.5	30.2	10.5	690		840/B/B	

MICHELIN®

# X® Tour A/S T + H

Exceptional longevity. Exclusive value. Enjoy confident driving for seasons to come with our latest technology designed to maximize wear life, fuel efficiency and safety – all packed into a tire available exclusively for members.



ALL-SEASON



## Proven to last longer. Lasts 15% longer than the previous generation MICHELIN® Defender® XT tire<sup>1</sup>.

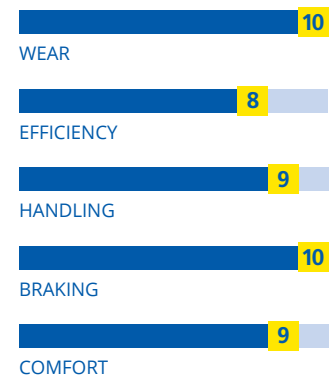
Get ready to rack up the miles thanks to MaxTouch Construction™, which helps distribute the tire contact forces evenly for longer treadlife<sup>2</sup>.

## Michelin, made just for members. Features our latest technology for longevity, safety and fuel efficiency.

For members, getting a good deal doesn't mean giving up the latest technology. IntelliSipe™ Technology helps provide traction in bad weather while increasing treadlife.

## Put distance between fill-ups. And low rolling resistance reduces fuel consumption.

See the difference at the pump. Specialized materials and architecture help reduce rolling resistance, which means your car doesn't have to work as hard. And over all the miles you'll cover, that can add up to real savings at the pump.



<sup>1</sup>Based on commissioned third-party wear test results in size 215/60R17 96H. Actual on-road results may vary.  
<sup>2</sup>80,000-mile limited treadlife warranty. See [www.MichelinMan.com](http://www.MichelinMan.com) for warranty details.

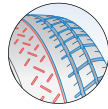
Tire Size	Service Description	Technology	Other	Limited Warranty	Side-wall	MSPN	Rim Width Range (inches)	Section Width on Measuring Rim Width (inches)	Overall Diameter (inches)	Tread Depth (in/32nds)	Rev/ Mile @45 mph	Max Load Single (lbs@psi)	UTQG	O.E. Fit-ments
185/65R15	88H		M + S	80K	BSW	61238	5 - 6.5	7.44 on 5.5	24.4	10	851	1235@44	820/A/B	
195/65R15	91H		M + S	80K	BSW	35195	5.5 - 7	7.91 on 6	25	10	832	1356@44	820/A/B	
205/65R15	94H		M + S	80K	BSW	31893	5.5 - 7.5	8.23 on 6	25.4	10	817	1477@44	820/A/B	
205/60R16	92H		M + S	80K	BSW	24063	5.5 - 7.5	8.23 on 6	25.6	10	810	1389@44	820/A/B	



## GLOSSARY OF MICHELIN TERMS

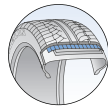
Use this section to find quick definitions of some of the terms and trademarks addressed in this brochure.

**Asymmetric Tread Design** – Tread design uses different elements on either side of the tread to deliver specific performances.



Asymmetric Tread

**Banded at Zero (BAZ) Technology™** – MICHELIN® BAZ Technology™ uses spiral-wrapped nylon strips applied in the tread area atop the steel belts at zero degrees. BAZ Technology™ opposes centripetal forces that can cause tire distortion at high speeds. BAZ Technology™ optimizes high-speed handling and durability<sup>1</sup>.



BAZ Technology™

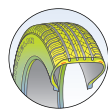
**C3M Technology™** – Manufacturing process that permits precise placement of different tire components and multiple rubber-tread compounds.

**Comfort Control Technology™** – Designed to ensure a luxurious ride while minimizing noise on the road.

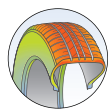
**CurbGard™ Sidewall Protectors** – Reinforced sidewall to resist damage from curb scrubbing inspired by the MICHELIN® military all-terrain truck tire.

**Dynamic Response Technology** – Continuously adapts to the road for ultra-precise steering, outstanding cornering power and remarkable treadlife for a summer tire.

**EnergySaver Construction™** – A combination of unique rubber compounds and tire architecture that helps reduce energy consumption (in the form of heat).



With EnergySaver Construction™



Without EnergySaver Construction™

**European Performance Profile** – Features a rounder shoulder shape designed to handle curves more predictably during aggressive driving.

**EverGrip Technology** – Combines expanding and emerging rain grooves plus an extreme silica compound for exceptional wet braking and grip.



Expanding Grooves



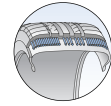
Emerging Grooves



High-Traction Compound

**EverTread® Compound** – Designed to provide exceptional durability for improved treadlife.

**Filament at Zero (FAZ) Technology™** – Individual, spiral-wrapped nylon or aramid/nylon reinforcing filaments that are precisely placed in specific portions or across the entire tread area atop the steel belts banded at zero degrees. Filament at Zero (FAZ) Technology™ helps retain tire shape and also enhances ride quality and steering precision.

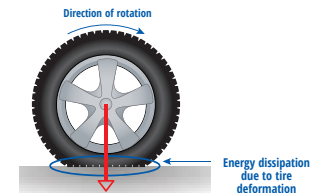


FAZ Technology™

**FleX-Ice™ 2.0 Tread Compound** – This compound is formulated to maintain its flexibility under the most extreme cold-weather conditions, including snow, slush, ice, wet and dry.

**GREEN X® Technology** – Reduces rolling resistance and increases fuel efficiency for less environmental impact.

- What's rolling resistance? Every time a tire rotates, its shape conforms to the road surface and forms the contact patch, releasing energy in the form of heat. The result is rolling resistance. It can also be described as the energy required to turn the tire. The greater the rolling resistance, the harder the engine has to work.



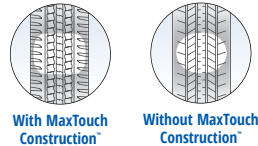
- Just a 10% reduction in rolling resistance can reduce fuel costs by 1% to 2% in most vehicles<sup>2</sup>.

**Helio Compound™** – Rubber compound technology that contains natural sunflower oil. This formulation helps provide excellent grip by better dissipating the energy in the tread – even at low temperatures.

<sup>1</sup>Exceeding the safe, legal speed limit is neither recommended nor endorsed.  
<sup>2</sup>Source: NHTSA report on rolling resistance.

**MaxPressure Profile™** – A footprint optimized for best wear life under high pressure, heavy loads, high torque and stop-and-go driving.

**MaxTouch Construction™** – Helps ensure that wear is evenly distributed to maximize the life of the tire.



**MICHELIN® PAX® System** – This is a run-flat technology that combines a unique tire, wheel, support ring, tire pressure monitoring system and specially formulated gel to enable continued mobility after a sudden loss of inflation pressure – the system is designed for operation at 55 mph for a range up to 125 miles. When in normal (inflated) operation, MICHELIN® PAX® System tires enhance road handling and driving comfort and reduce rolling resistance.

**MICHELIN® Total Performance™** – Bringing multiple performances together with innovative technologies to deliver the total performance all drivers need – that's MICHELIN® Total Performance™.

**Multi-Tread Compounding** – Employs multiple compound types across the tread: on the outside for dry traction and on the inside for wet traction.



**PIANO® Acoustic Tuning** – A proprietary acoustic tuning system minimizes noise generated by the tire.



**Premium Touch Design** – Creates a velour effect and a deep black contrast on the outside sidewall of the tire to emphasize the aesthetic design.

**R-Compounding** – A racing-derived compound optimized for on-track performance and designed for maximized dry grip and repeated heat cycles.

**Silica-Based Tread Compound** – A tread compound that combines a synthetic elastomer with silica granules for increased durability and exceptional grip on wet surfaces.

## Sipes:

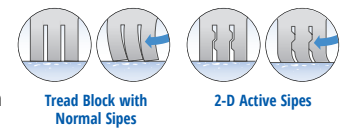
**IntelliSipe™ Technology** – Maximizes the number of sipes and, with interlocking action, delivers long wear life by providing exceptional tread block rigidity.



**Interlocking Active Sipes** – Allow for additional Biting Edges technology, needed for more grip in rain and snow by locking together to provide increased traction when it is needed most.

**SipeLock™** – Locking sipes provide hundreds of biting edges for snow traction without sacrificing tread block stability.

**2-D Active Sipes** – A unique, self-supporting construction that locks together for greater rigidity when traction is needed most.



**3-D Active Sipes** – A specially designed curve that locks the sipes in place, helping provide improved grip on snow and ice. And because the sipes are full-depth, their grip lasts winter after winter.

**3-D StabiliGrip Technology™** – Bi-directional auto-blocking and variable geometry sipe edges that bite into snow and ice.

**Variable Thickness Sipes Technology** – Sipe design that has variable thickness built into the tread block. The benefit is enhanced transversal and longitudinal tread block rigidity for improved handling.

**StabiliBlok™ Technology** – Wider and longer tread blocks that resist extreme torque while providing cool operating temperatures under heavy loads at high speeds.

**Twaron® Belt** – A high-density fiber used in the tread that delivers greater stability at high speeds. Thanks to its variable tension, the Twaron® belt grips the center of the tread more tightly than the shoulders. Because of this, centrifugal force is better controlled and forces are distributed more evenly, delivering increased stability.

**Variable Contact Patch** – Distributes pressure and heat more evenly for improved handling and treadlife.

**Zero Pressure Technology** – MICHELIN® Zero Pressure tires feature a reinforced sidewall that is designed to support the weight of your car after a loss of air pressure\* – even with no air in the tire. MICHELIN® Zero Pressure Technology allows you to continue driving up to 50 miles at 55 mph, so you don't have to change a tire on the side of a busy highway.

\*MICHELIN® self-supporting Zero Pressure (ZP) tires are to be used only with an operational, Michelin-approved, low air-pressure warning system.

## TIRE TIPS

Your customers look to you for expert advice on the proper selection, use and service of their tires. Provide them with the necessary details, and you'll create loyal customers and repeat business.



### Important Tire Tips for Your Customers

Help your customers get the most out of their new MICHELIN® tires by sharing these important tips and facts with them:

- Proper tire inflation is important.
- Check air pressure and treadwear at least monthly and always before long trips.
- Never exceed the load limits of the vehicle – doing so can lead to excessive heat and wear that could result in tire failure.
- Always be aware of road hazards, and always have tires inspected if you roll over an object. Even if the tires appear undamaged, internal damage is still possible.
- Be sure wheels are balanced. Recommend proper alignment and stress the importance of correct tire rotation at the proper intervals.
- Deeper tread tires on the rear axle provide better handling, wet grip and water evacuation, thereby helping avoid oversteer and loss of vehicle stability on wet surfaces. Deeper tread tires on the front axle can improve wet straight-line braking and stopping distance. If only two tires are being replaced, Michelin generally recommends installing them on the rear axle, in the absence of a tire service professional's recommendation or consumers' preference to the contrary.
- Find more tire tips at [www.MichelinMan.com](http://www.MichelinMan.com).

## HOW TO READ A SIDEWALL

### P215/65R16

P-Metric.

### P215/65R16

Nominal cross-section width of tires in millimeters.

### P215/65R16

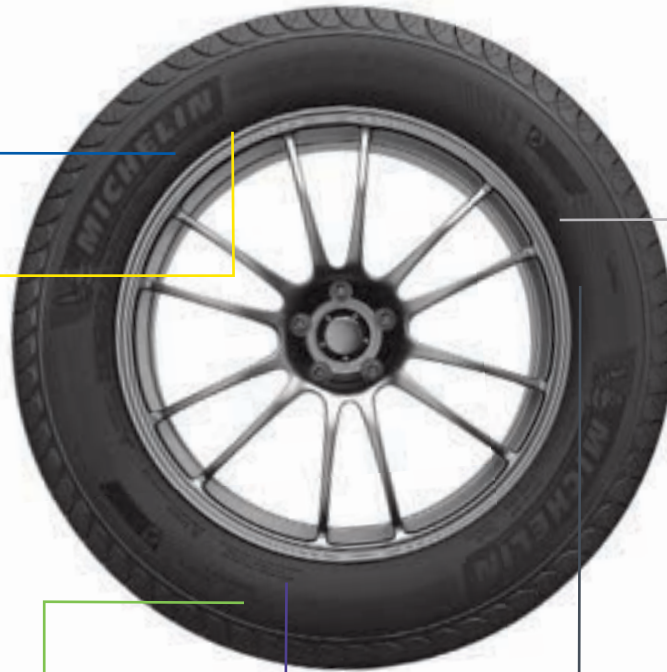
Ratio of height to cross-section width (i.e., aspect ratio).

### P215/65R16

R-Radial: Every radial construction tire must also show the word "radial" on the sidewall.

### P215/65R16

Rim diameter (in inches).



98H

**Service Description:**  
Includes the load index (a numeric value associated with the load capacity) and speed symbol (alpha character).

TREADWEAR 820  
TRACTION A  
TEMPERATURE B

**Treadwear, Traction and Temperature Grades:**  
Tire information system that provides ratings on the tire's wear rate, ability to stop on wet pavement and resistance to heat.

TIRE  
CONSTRUCTION  
MATERIALS

**Tire-Ply Composition and Materials Used:**  
The number of plies and material type underneath the tread and in the sidewall.

DOT XXXX

**U.S. DOT Safety Standard Code:**  
The DOT symbol certifies the tire manufacturer's compliance with U.S. Department of Transportation (U.S. DOT) and Transport Canada tire safety performance standards.

750 KG  
MAX LOAD

**Max. Cold-Inflation Load Limit:**  
Indicates load limits and maximum cold-inflation pressure.

## IMPORTANT PRODUCT INFORMATION

Following these basic product specs and mounting guidelines will help ensure safety for both the driver and the service technician.

### Original Equipment Key for Size Charts:

ACU = Acura	GM = Buick, Chevrolet and GMC	MAZ = Mazda
ALF = Alfa Romeo	HON = Honda	MB = Mercedes-Benz
AUD = Audi	HYN = Hyundai	MIN = Mini
BMW = BMW	INF = Infinity	NIS = Nissan
CAD = Cadillac	JAG = Jaguar	POR = Porsche
CHR = Chrysler and Dodge	JEP = Jeep	ROV = Land Rover
FER = Ferrari	KIA = Kia	SUB = Subaru
FIA = Fiat	LEX = Lexus	TES = Tesla
FOR = Ford	LIN = Lincoln	TOY = Toyota
		VOV = Volvo
		VW = Volkswagen

### Special Sidewall Markings:

* = BMW	MO, MO1 & MOV = Mercedes-Benz
Acoustic = Acoustic Foam Technology	NO, N1, N2, N3 & N4 = Porsche
AO & RO1 = Audi	Selfseal = Sealant
AR = Alfa Romeo	T0 = Tesla
C1 = Chrysler	TPC = General Motors
FP = Ford Performance	VOL = Volvo
GOE = Genesis	VW = Volkswagen
HN = Hyundai	XL = Extra Load
JLR = Jaguar Land Rover	ZP = Zero Pressure Run-Flat Technology
K1, K2 & K3 = Ferrari	
LL = Light Load	

Passenger sizes used in Light Truck/SUV/Crossover applications have reduced load capacity. This will differ from the maximum load indicated on the tire sidewall.

Government UTQG Ratings do not apply to Light Truck tires that are LT-Metric or flotation size.

Government UTQG Ratings do not apply to Winter tires.



These products meet the **U.S. Tire Manufacturers Association (USTMA)** Severe Snow Traction performance requirements.

- The dimensions shown are average tire design values for tires measured on specified measuring rim widths. Some tires may vary from this value by +/-3% of the section height (affecting overall diameter) and +/-4% of the section width.
- Section width varies approximately 0.2" (5 mm) for every 0.5" change in rim width.

**WARNING:** Serious or fatal injury may result from tire failure due to underinflation or overloading. To ensure correct air pressure and vehicle load, refer to vehicle owner's manual or tire information placard on the vehicle. Serious injury or death may result from explosion of tire/rim assembly due to improper mounting. Only tire professionals should mount tires, and they should never inflate beyond 40 psi to seat the beads. Before mixing types of tires in any configuration on any vehicle, be sure to check the vehicle owner's manual for its recommendations.

### DANGER:

**Never mount a 16" diameter tire on a 16.5" rim.  
Never mount a 17" diameter tire on a 17.5" rim.**

Inflation pressure increase must not exceed the maximum pressure branded on the tire sidewall. When a customer requests a replacement tire with a lower speed rating than the Original Equipment tire, you must clearly communicate to them that the handling of the vehicle may be different and that its maximum speed capability is limited to that of the lowest speed-rated tire on the vehicle. Exceeding the legal speed limit is neither recommended nor endorsed. For high-speed driving, additional inflation pressure and possibly reduced tire loading and/or upsizing are required. In the absence of specific recommendations by the vehicle manufacturer, use the following guidelines based on those in the European Tyre and Rim Technical Organisation Standards Manual.

Speed Symbol	Speed Category (Maximum Speed)	Open-Ended Speed Category
S	112 mph	
T	118 mph	
U	124 mph	
H	130 mph	
V	149 mph	
W	168 mph	ZR*
Y	186 mph	
(Y)	Above 186 mph	

\*For tires having a maximum speed capability above 149 mph, a "ZR" may appear in the tire designation. For tires having a maximum speed capability above 186 mph, a "ZR" must appear in the size designation. Consult the tire manufacturer for the tire's maximum speed capability when there is no Service Description or when the Service Description is stated in parentheses.

Example:	TIRE DESIGNATION	MAXIMUM SPEED
	P275/40ZR17	Above 149 mph, consult the tire manufacturer.
	P275/40ZR17 93W	168 mph
	P275/40ZR17 93Y	186 mph
	P275/40ZR17 (93Y)	Above 186 mph, consult the tire manufacturer.



**Q-Speed-Rated Sizes:**

Maximum Speed (mph)	100											
Inflation Increase (psi)	0.0											
Load Capacity (% of max)	100											

**R-Speed-Rated Sizes:**

Maximum Speed (mph)	100	106										
Inflation Increase (psi)	0.0	1.0										
Load Capacity (% of max)	100	100										

**S-Speed-Rated Sizes:**

Maximum Speed (mph)	100	106	112									
Inflation Increase (psi)	0.0	1.0	2.0									
Load Capacity (% of max)	100	100	100									

**T-Speed-Rated Sizes:**

Maximum Speed (mph)	100	106	112	118								
Inflation Increase (psi)	0.0	1.0	2.0	3.0								
Load Capacity (% of max)	100	100	100	100								

**H-Speed-Rated Sizes:**

Maximum Speed (mph)	100	106	112	118	124	130						
Inflation Increase (psi)	0.0	1.0	2.0	3.0	4.0	5.0						
Load Capacity (% of max)	100	100	100	100	100	100						

**V-Speed-Rated Sizes:**

Maximum Speed (mph)	100	106	112	118	124	130	136	143	149			
Inflation Increase (psi)	0.0	1.0	2.0	3.0	4.0	5.0	5.0	5.0	5.0			
Load Capacity (% of max)	100	100	100	100	100	100	97	94	91			

**W-Speed-Rated Sizes:**

Maximum Speed (mph)	118	124	130	136	143	149	155	161	168			
Inflation Increase (psi)	0.0	1.5	3.0	4.5	6.0	7.5	7.5	7.5	7.5			
Load Capacity (% of max)	100	100	100	100	100	100	95	90	85			

**Y-Speed-Rated Sizes:**

Maximum Speed (mph)	118	124	130	136	143	149	155	161	168	174	180	186
Inflation Increase (psi)	0.0	0.0	0.0	0.0	1.5	3.0	4.5	6.0	7.5	7.5	7.5	7.5
Load Capacity (% of max)	100	100	100	100	100	100	100	100	100	95	90	85

**(Y)-Speed-Rated Sizes:**

Maximum Speed (mph)	118	124	130	136	143	149	155	161	168	174	180	186
Inflation Increase (psi)	0.0	0.0	0.0	0.0	1.5	3.0	4.5	6.0	7.5	7.5	7.5	7.5
Load Capacity (% of max)	100	100	100	100	100	100	100	100	100	95	90	85

**Load and inflation must be adjusted for speeds over 100 mph (160 km/h).**



**WWW.MYPORTAL.MICHELINGROUP.COM**

- Dealer communication and advertising resources.
- Comprehensive training and tire courses.

**TIRE FITMENT GUIDE**

List of detailed vehicle tire fitments.

**DEALER CUSTOMER SERVICE:**

1-800-847-8475, 1-800-423-2987 (fax)

**CONSUMER CARE:**

1-800-847-3435

***MICHELINMAN.COM***

Michelin North America, Inc., P.O. Box 19001, Greenville, SC 29602-9001

An Equal Opportunity Employer.

Copyright © 2022 Michelin North America, Inc. All rights reserved. The Michelin Man is a registered trademark owned by Michelin.

MDL41780 REV0922